

12-months ending July

Volume (tonnes swt)	Chilled		Frozen		Total	
	12-months ending July	Y-O-Y % chg.	12-months ending July	Y-O-Y % chg.	12-months ending July	Y-O-Y % chg.
Total	6,158	11	7,976	-14	14,134	-5
Lamb	6,079	10	3,405	-15	9,484	-
Mutton	79	42	4,571	-13	4,650	-12

Calendar year-to-July

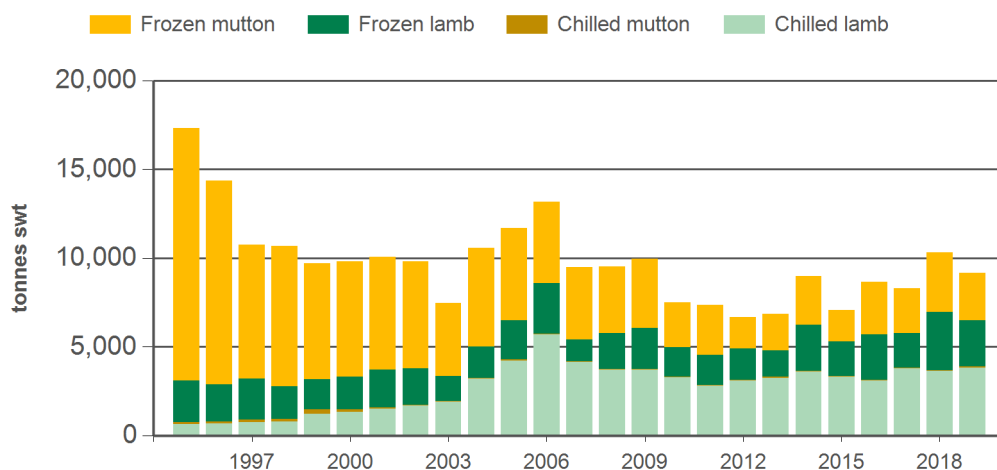
Chilled		Frozen		Total	
2019 YTD	Y-O-Y % chg.	2019 YTD	Y-O-Y % chg.	2019 YTD	Y-O-Y % chg.
3,887	5	5,288	-20	9,176	-11
3,837	5	2,601	-21	6,437	-7
51	48	2,688	-20	2,739	-19

Month of July

Chilled			Frozen			Total		
2019 July	M-O-M % chg.	Y-O-Y % chg.	2019 July	M-O-M % chg.	Y-O-Y % chg.	2019 July	M-O-M % chg.	Y-O-Y % chg.
634	-	9	235	-42	-35	868	-16	-8
626	-	9	179	49	58	804	8	17
8	-16	-7	56	-80	-77	64	-78	-75

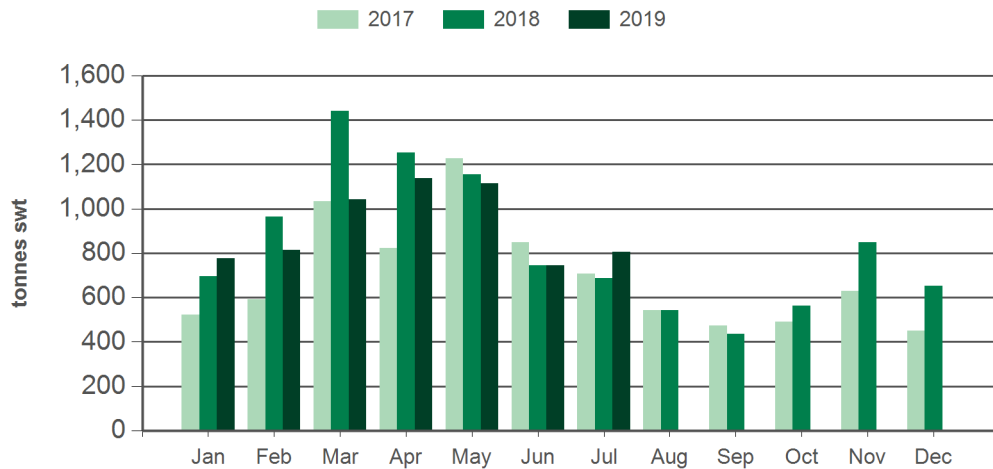
Source: DAWR. YTD = Calendar year-to-July. Y-O-Y = Year-on-year. M-O-M = Month-on-month. SWT = Shipped weight. For further information email globalindustryinsights@mla.com.au.

Year-to-July sheepmeat exports to Japan



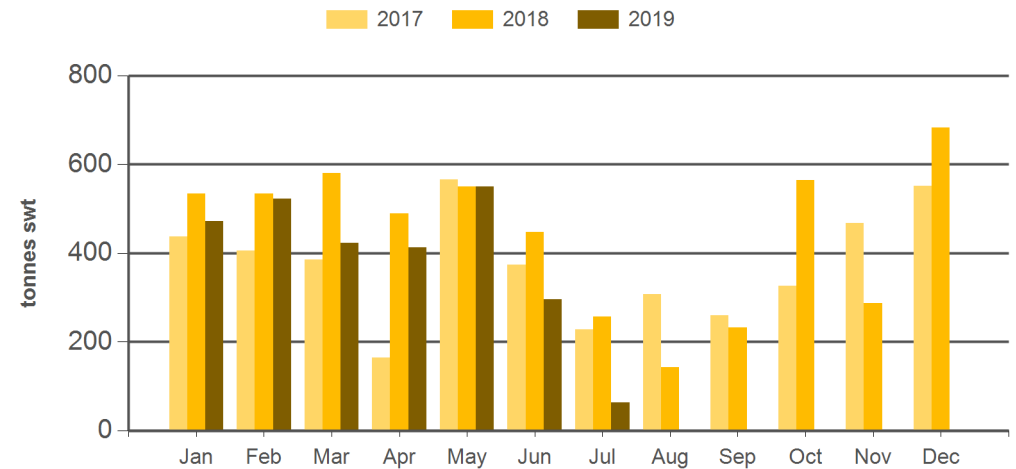
Source: DAWR, Prepared by MLA

Monthly lamb exports to Japan



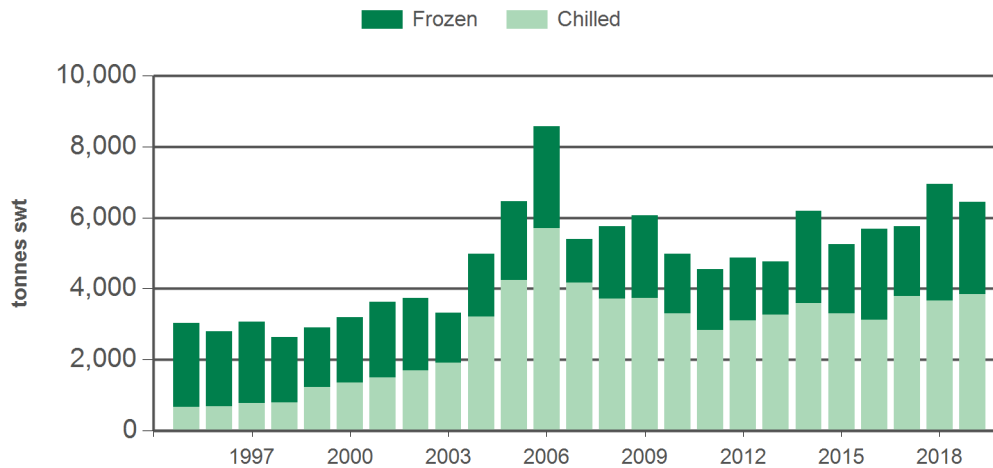
Source: DAWR, Prepared by MLA

Monthly mutton exports to Japan



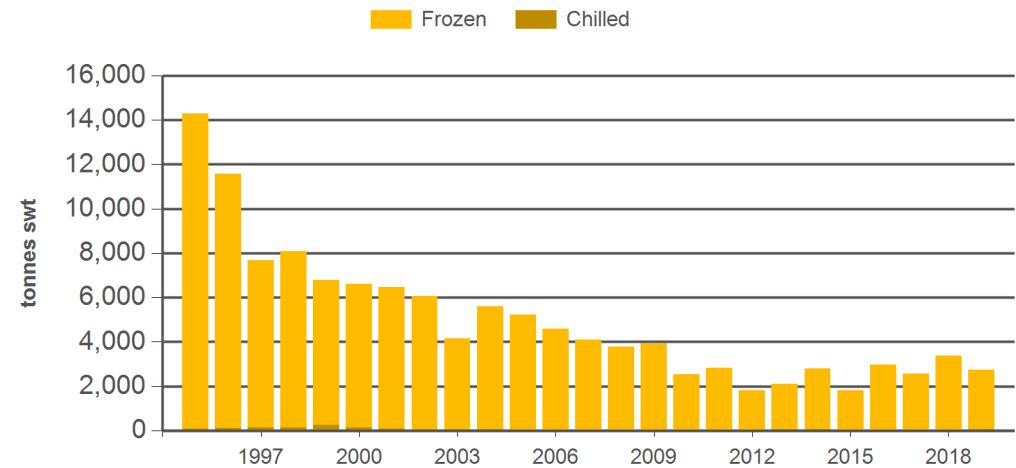
Source: DAWR, Prepared by MLA

Year-to-July lamb exports to Japan



Source: DAWR, Prepared by MLA

Year-to-July mutton exports to Japan



Source: DAWR, Prepared by MLA

Historical sheepmeat exports - Calendar year totals

Volume (tonnes swt)	2004	2005	2006	2007	2008	2009	2010	2011	2012	2013	2014	2015	2016	2017	2018	2019 YTD	Y-O-Y % chg.
Total	15,890	19,129	18,698	15,498	16,962	13,939	11,474	11,885	10,851	11,484	15,243	11,711	13,222	12,820	15,292	9,176	-11
Lamb	7,234	10,928	11,879	8,515	9,876	8,338	7,689	7,381	7,687	7,697	10,127	7,977	8,640	8,345	9,988	6,437	-7
Mutton	8,656	8,201	6,819	6,983	7,086	5,602	3,785	4,505	3,164	3,787	5,116	3,733	4,582	4,475	5,304	2,739	-19

Source: DAWR. YTD = Calendar year-to-July. SWT = Shipped weight. For further information email globalindustryinsights@mla.com.au.

NEED MORE INFORMATION?



Click here for further prices and market information:
<http://www.mla.com.au/prices-markets>



To download all historical data, click here to access MLA's statistics database:
<http://statistics.mla.com.au>



Email marketinfo@mla.com.au to subscribe to this or any other of MLA's market information reports