

#### 12-months ending July

| Volume (tonnes swt) | Chilled               |              | Frozen                |              | Total                 |              |
|---------------------|-----------------------|--------------|-----------------------|--------------|-----------------------|--------------|
|                     | 12-months ending July | Y-O-Y % chg. | 12-months ending July | Y-O-Y % chg. | 12-months ending July | Y-O-Y % chg. |
| Total               | 3,956                 | 19           | 11,035                | -3           | 14,991                | 2            |
| Lamb                | 3,954                 | 18           | 9,473                 | -1           | 13,427                | 4            |
| Mutton              | 2                     |              | 1,562                 | -17          | 1,564                 | -17          |

#### Calendar year-to-July

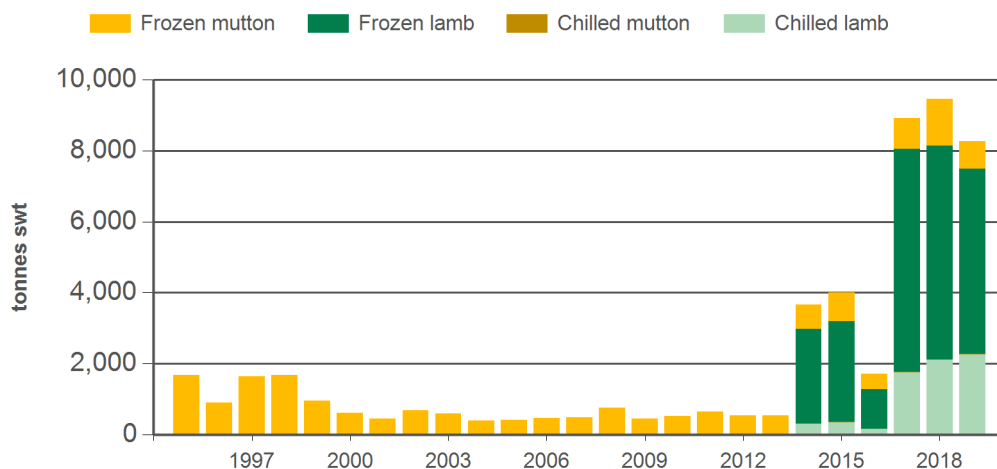
| Chilled  |              | Frozen   |              | Total    |              |
|----------|--------------|----------|--------------|----------|--------------|
| 2019 YTD | Y-O-Y % chg. | 2019 YTD | Y-O-Y % chg. | 2019 YTD | Y-O-Y % chg. |
| 2,267    | 7            | 5,999    | -18          | 8,266    | -13          |
| 2,265    | 7            | 5,226    | -13          | 7,492    | -8           |
| 2        | -            | 773      | -41          | 774      | -41          |

#### Month of July

| Chilled   |              |              | Frozen    |              |              | Total     |              |              |
|-----------|--------------|--------------|-----------|--------------|--------------|-----------|--------------|--------------|
| 2019 July | M-O-M % chg. | Y-O-Y % chg. | 2019 July | M-O-M % chg. | Y-O-Y % chg. | 2019 July | M-O-M % chg. | Y-O-Y % chg. |
| 260       | -28          | -23          | 569       | -35          | -33          | 829       | -33          | -30          |
| 260       | -28          | -23          | 489       | -34          | -34          | 749       | -32          | -31          |
| -         | -            | -            | 80        | -38          | -24          | 80        | -39          | -24          |

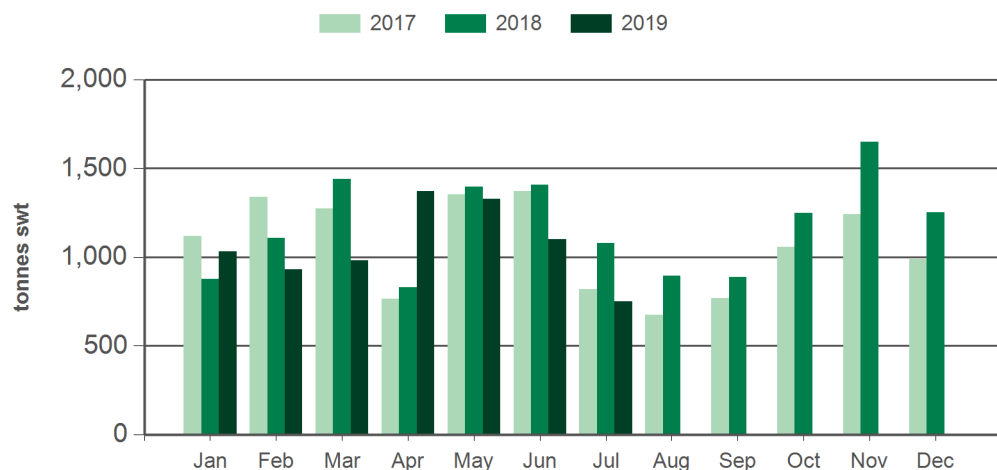
Source: DAWR. YTD = Calendar year-to-July. Y-O-Y = Year-on-year. M-O-M = Month-on-month. SWT = Shipped weight. For further information email [globalindustryinsights@mla.com.au](mailto:globalindustryinsights@mla.com.au).

#### Year-to-July sheepmeat exports to Korea



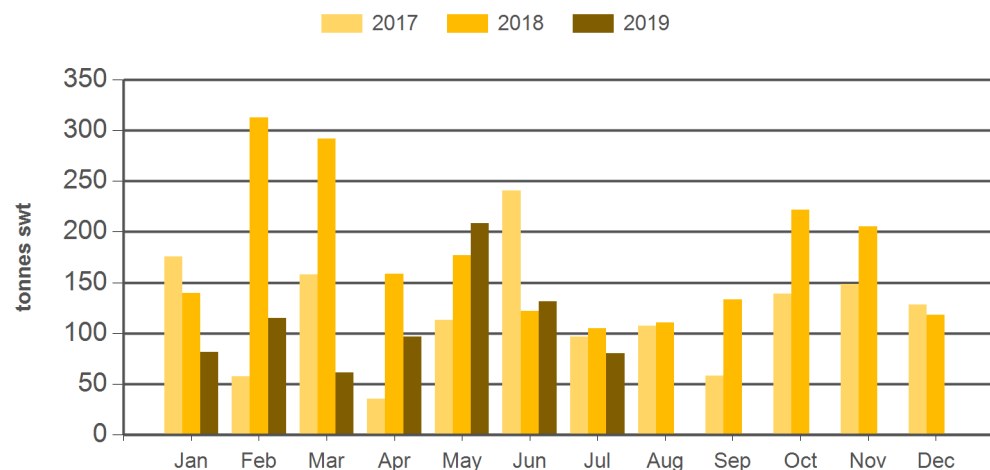
Source: DAWR, Prepared by MLA

#### Monthly lamb exports to Korea



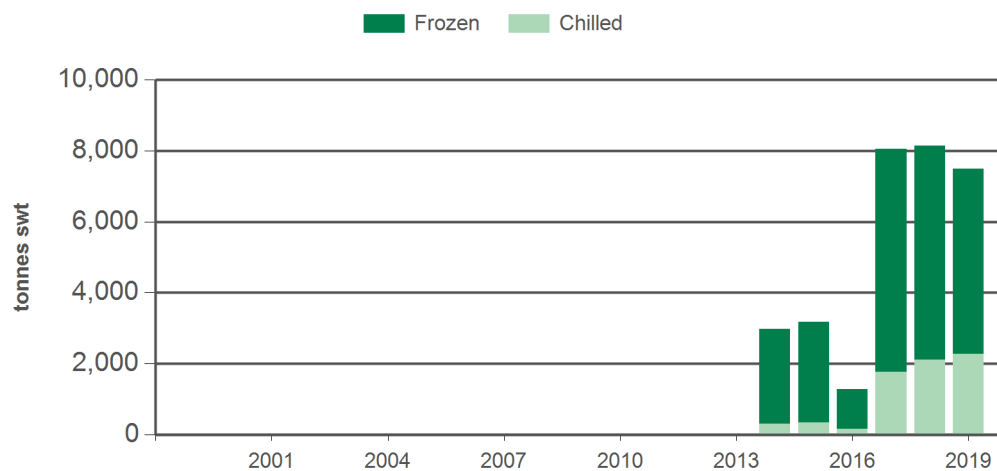
Source: DAWR, Prepared by MLA

#### Monthly mutton exports to Korea



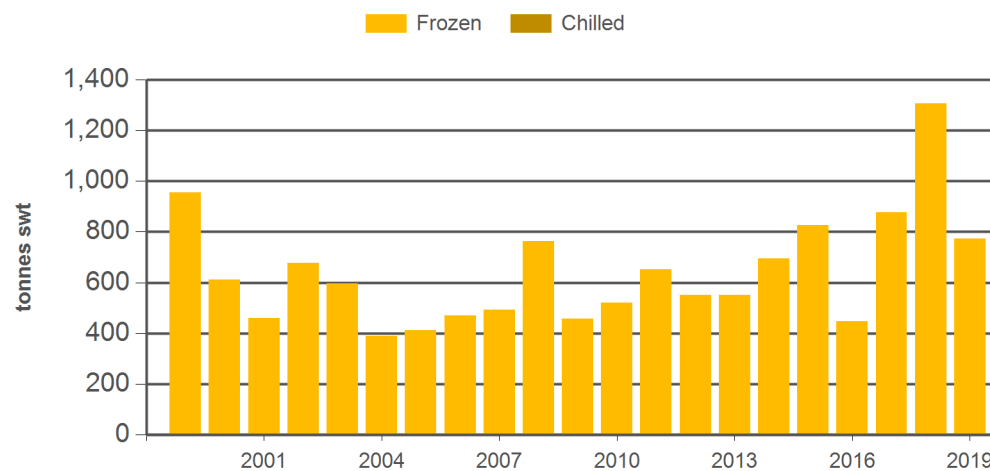
Source: DAWR, Prepared by MLA

#### Year-to-July lamb exports to Korea



Source: DAWR, Prepared by MLA

#### Year-to-July mutton exports to Korea



Source: DAWR, Prepared by MLA

#### Historical sheepmeat exports - Calendar year totals

| Volume (tonnes swt) | 2004 | 2005 | 2006 | 2007 | 2008  | 2009 | 2010 | 2011 | 2012 | 2013 | 2014  | 2015  | 2016  | 2017   | 2018   | 2019 YTD | Y-O-Y % chg. |
|---------------------|------|------|------|------|-------|------|------|------|------|------|-------|-------|-------|--------|--------|----------|--------------|
| Total               | 683  | 694  | 800  | 776  | 1,181 | 703  | 973  | 972  | 950  | 991  | 6,114 | 6,126 | 1,723 | 14,235 | 16,172 | 8,266    | -13          |
| Lamb                | 0    | 0    | 0    | 0    | 0     | 0    | 0    | 0    | 0    | 0    | 4,837 | 4,829 | 1,277 | 12,777 | 14,076 | 7,492    | -8           |
| Mutton              | 683  | 694  | 800  | 776  | 1,181 | 703  | 973  | 972  | 950  | 991  | 1,277 | 1,298 | 447   | 1,458  | 2,096  | 774      | -41          |

Source: DAWR. YTD = Calendar year-to-July. SWT = Shipped weight. For further information email [globalindustryinsights@mla.com.au](mailto:globalindustryinsights@mla.com.au).

#### NEED MORE INFORMATION?



Click here for further prices and market information:  
<http://www.mla.com.au/prices-markets>



To download all historical data, click here to access MLA's statistics database:  
<http://statistics.mla.com.au>



Email [marketinfo@mla.com.au](mailto:marketinfo@mla.com.au) to subscribe to this or any other of MLA's market information reports