

#### European Union (EU-27)

##### 12-months ending July

Volume (tonnes swt)	Chilled		Frozen		Total	
	12-months ending July	Y-O-Y % chg.	12-months ending July	Y-O-Y % chg.	12-months ending July	Y-O-Y % chg.
Total	6,426	-22	318	6	6,744	-21
Grainfed	6,153	-13	305	6	6,459	-12
Grassfed	273	-76	13	4	285	-75

##### Calendar year-to-July

Chilled		Frozen		Total	
2021 YTD	Y-O-Y % chg.	2021 YTD	Y-O-Y % chg.	2021 YTD	Y-O-Y % chg.
4,056	-5	85	-45	4,141	-6
3,928	-	72	-49	4,000	-2
127	-63	13	4	140	-61

##### Month of July

Chilled			Frozen			Total		
2021 July	M-O-M % chg.	Y-O-Y % chg.	2021 July	M-O-M % chg.	Y-O-Y % chg.	2021 July	M-O-M % chg.	Y-O-Y % chg.
482	22	-26	-	-	-	482	22	-31
452	28	-21	-	-	-	452	28	-27
30	-28	-62	-	-	-	30	-28	-62

#### United Kingdom

##### 12-months ending July

Volume (tonnes swt)	Chilled		Frozen		Total	
	12-months ending July	Y-O-Y % chg.	12-months ending July	Y-O-Y % chg.	12-months ending July	Y-O-Y % chg.
Total	821	-67	81	3	901	-65
Grainfed	656	-66	81	3	737	-63
Grassfed	165	-72	-	-	165	-72

##### Calendar year-to-July

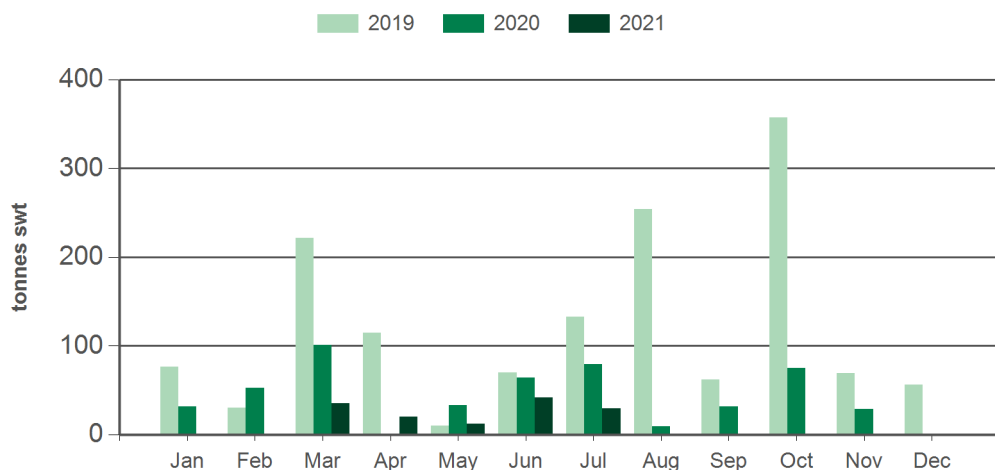
Chilled		Frozen		Total	
2021 YTD	Y-O-Y % chg.	2021 YTD	Y-O-Y % chg.	2021 YTD	Y-O-Y % chg.
467	-60	73	87	540	-55
329	-67	73	87	402	-62
138	-14	-	-	138	-14

##### Month of July

Chilled			Frozen			Total		
2021 July	M-O-M % chg.	Y-O-Y % chg.	2021 July	M-O-M % chg.	Y-O-Y % chg.	2021 July	M-O-M % chg.	Y-O-Y % chg.
217	722	67	11	-8	-	229	490	76
108	-5,051	61	11	-8	-	119	1,072	78
110	283	73	-	-	-	110	283	73

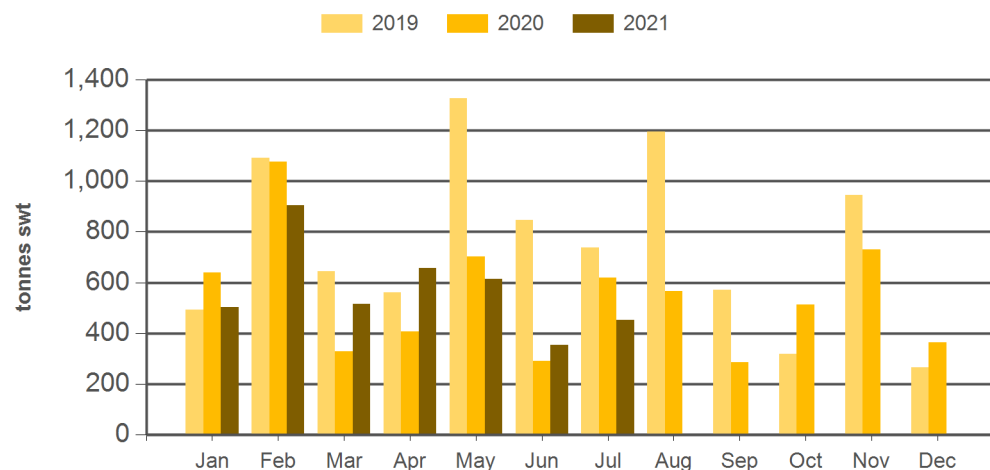
Source: DAWR. SWT = Shipped weight. YTD = Calendar year-to-July. Y-O-Y = Year-on-year. M-O-M = Month-on-month. Grainfed is the prefix for grainfed beef. Grassfed is the prefix for grassfed beef. For further information email [globalindustryinsights@mla.com.au](mailto:globalindustryinsights@mla.com.au).

#### Monthly grassfed beef exports to the EU



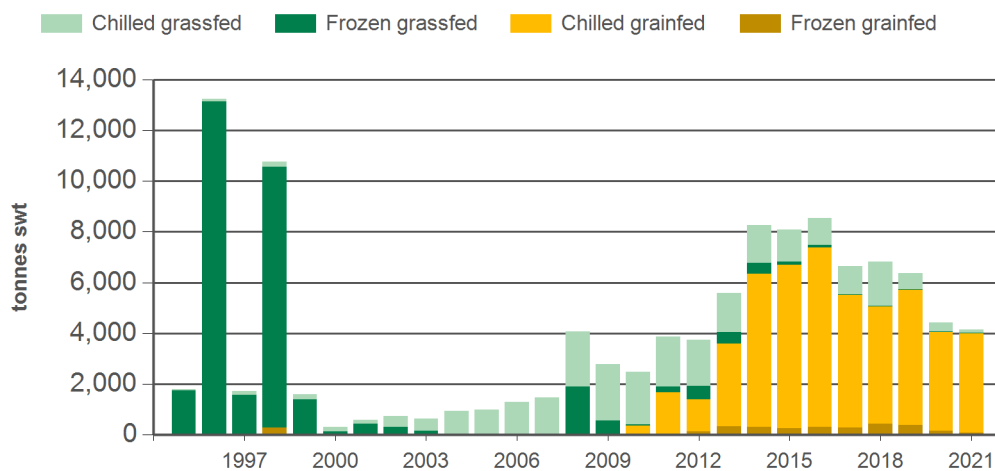
Source: DAWR, Prepared by MLA

#### Monthly grainfed beef exports to the EU



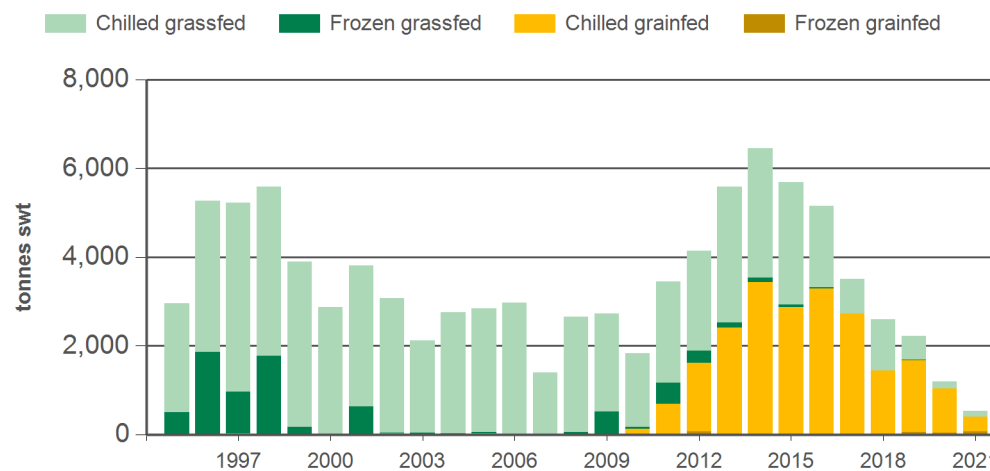
Source: DAWR, Prepared by MLA

#### Year-to-July beef exports to the EU



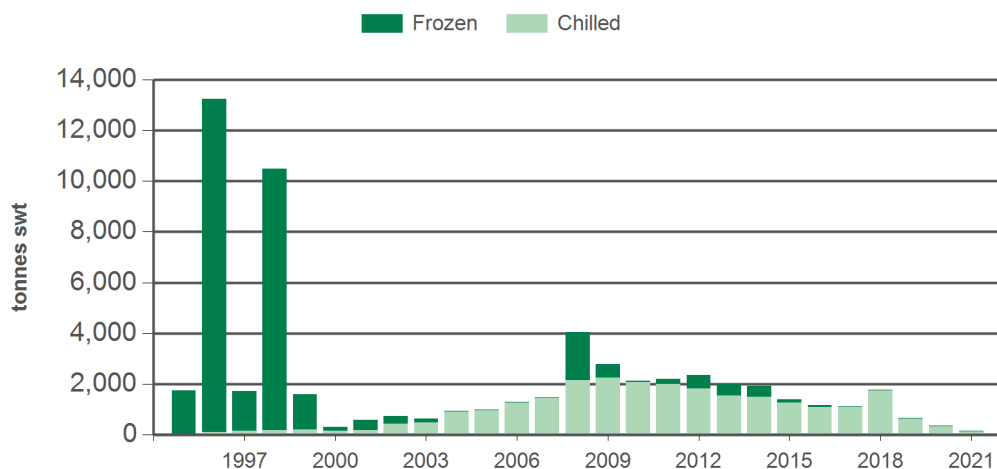
Source: DAWR, Prepared by MLA

#### Year-to-July beef exports to the UK



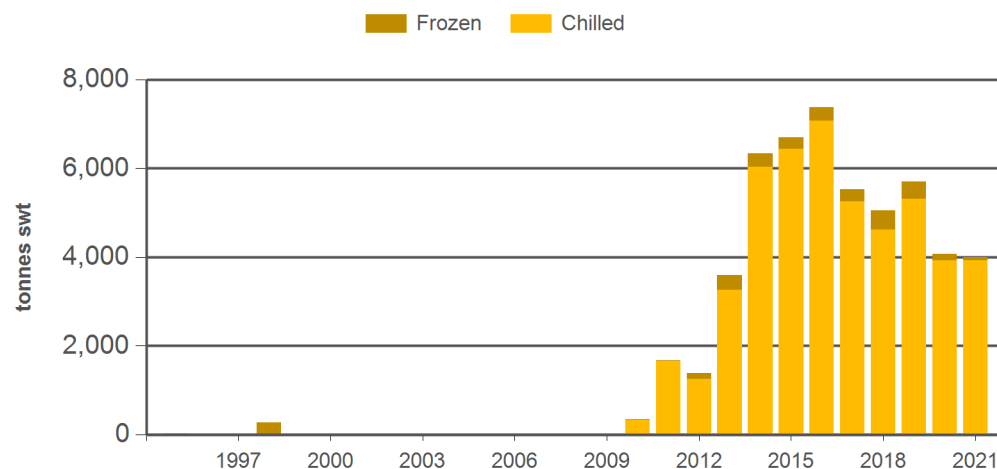
Source: DAWR, Prepared by MLA

#### Year-to-July grassfed beef exports to the EU



Source: DAWR, Prepared by MLA

#### Year-to-July grainfed beef exports to the EU



Source: DAWR, Prepared by MLA

#### Historical beef exports to the European Union (EU-27) - Calendar year totals

Volume (tonnes swt)	2006	2007	2008	2009	2010	2011	2012	2013	2014	2015	2016	2017	2018	2019	2020	2021 YTD	Y-O-Y % chg.
Total	2,149	2,466	6,407	4,426	5,007	6,139	7,239	9,723	14,023	13,984	13,142	11,832	11,272	10,454	7,024	4,141	-6
Grainfed	0	8	36	9	1,966	2,836	3,662	6,689	11,029	11,513	11,165	9,526	8,597	8,998	6,523	4,000	-2
Grassfed	2,149	2,458	6,371	4,417	3,041	3,303	3,577	3,034	2,995	2,472	1,977	2,307	2,674	1,456	501	140	-61

#### Historical beef exports to the United Kingdom - Calendar year totals

Volume (tonnes swt)	2006	2007	2008	2009	2010	2011	2012	2013	2014	2015	2016	2017	2018	2019	2020	2021 YTD	Y-O-Y % chg.
Total	6,307	3,487	5,468	4,881	4,878	6,698	7,710	10,204	10,595	9,460	7,699	6,041	4,395	3,604	1,567	540	-55
Grainfed	0	0	1	4	580	1,388	2,600	4,812	5,455	4,615	4,814	4,371	2,556	2,646	1,379	402	-62
Grassfed	6,307	3,487	5,468	4,877	4,298	5,309	5,110	5,391	5,141	4,845	2,884	1,670	1,839	958	188	138	-14

Source: DAWR. YTD = Calendar year-to-July. Grainfed is the prefix for grainfed beef. Grassfed is the prefix for grassfed beef. For further information email [globalindustryinsights@mla.com.au](mailto:globalindustryinsights@mla.com.au).