

Australian beef exports to South Korea

Monthly trade summary

July 2021

12-months ending July

Volume (tonnes swt)	Chilled		Frozen		Total	
	12-months ending July	Y-O-Y % chg.	12-months ending July	Y-O-Y % chg.	12-months ending July	Y-O-Y % chg.
Total	38,987	18	121,639	-2	160,626	2
Grainfed	27,532	14	38,988	24	66,520	20
Grassfed	11,455	27	82,651	-11	94,106	-7

Calendar year-to-July

Chilled		Frozen		Total	
2021 YTD	Y-O-Y % chg.	2021 YTD	Y-O-Y % chg.	2021 YTD	Y-O-Y % chg.
22,266	14	67,921	-4	90,187	-
15,403	7	23,012	29	38,415	20
6,863	34	44,910	-16	51,773	-11

Month of July

Chilled			Frozen			Total		
2021 July	M-O-M % chg.	Y-O-Y % chg.	2021 July	M-O-M % chg.	Y-O-Y % chg.	2021 July	M-O-M % chg.	Y-O-Y % chg.
3,837	31	32	10,169	6	3	14,006	12	10
2,604	31	19	3,528	14	15	6,131	21	16
1,233	31	75	6,642	3	-2	7,875	7	5

12-months ending June

Value ('000 A\$ FOB)	Chilled		Frozen		Total	
	12-months ending June	Y-O-Y % chg.	12-months ending June	Y-O-Y % chg.	12-months ending June	Y-O-Y % chg.
Total	535,754	16	957,656	-4	1,509,241	3
Boneless	476,128	11	731,857	-4	1,260,878	6
Bone-in	37,586	14	191,360	-19	234,312	-13
Carcase	-		617	3,360	978	5,384

Calendar year-to-June

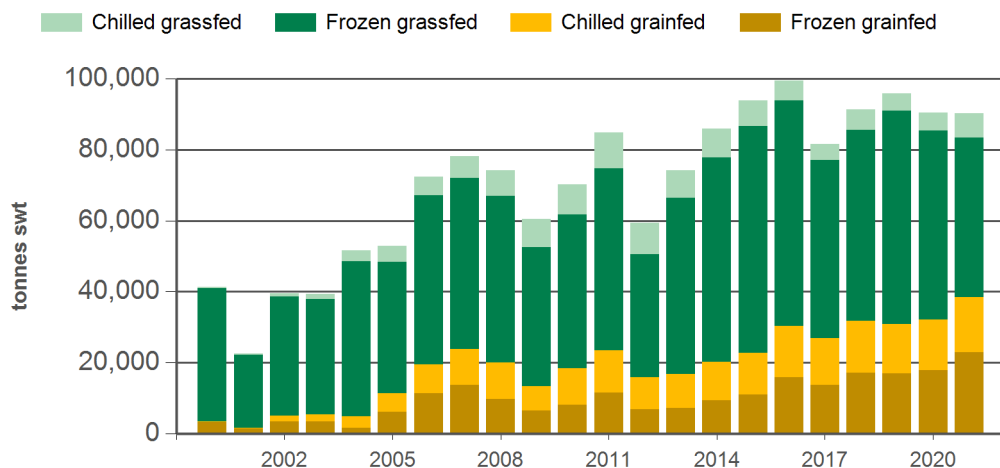
Chilled		Frozen		Total	
2021 YTD	Y-O-Y % chg.	2021 YTD	Y-O-Y % chg.	2021 YTD	Y-O-Y % chg.
289,363	29	488,059	-2	784,409	9
243,977	16	363,959	-2	656,381	13
17,912	32	91,693	-27	114,347	-18
-	-	248	-	609	-

Month of June

Chilled			Frozen			Total		
2021 June	M-O-M % chg.	Y-O-Y % chg.	2021 June	M-O-M % chg.	Y-O-Y % chg.	2021 June	M-O-M % chg.	Y-O-Y % chg.
43,066	-	10	81,759	-1	-7	124,826	-	-2
40,779	1	11	62,917	-3	-4	103,696	-2	1
2,288	-13	-3	18,843	8	-14	21,130	6	-13
-	-	-	-	-	-	-	-	-

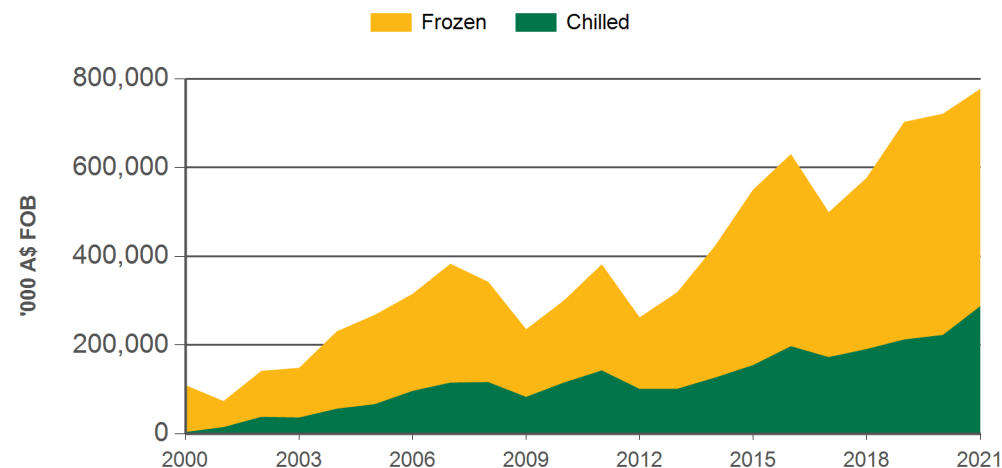
Source: DAWR, ABS. SWT = Shipped weight. Volume YTD = Calendar year-to-July. Value YTD = Calendar year-to-June. Y-O-Y = Year-on-year. M-O-M = Month-on-month. Grainfed is the prefix for grainfed beef. Grassfed is the prefix for grassfed beef. For further information email globalindustryinsights@mla.com.au.

Year-to-July beef exports to South Korea - volume



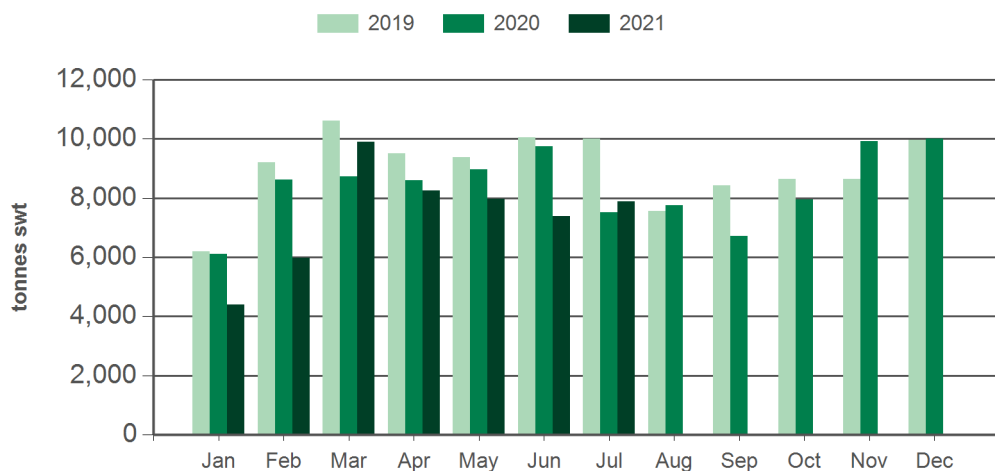
Source: DAWR, Prepared by MLA

Year-to-June beef exports to South Korea - value



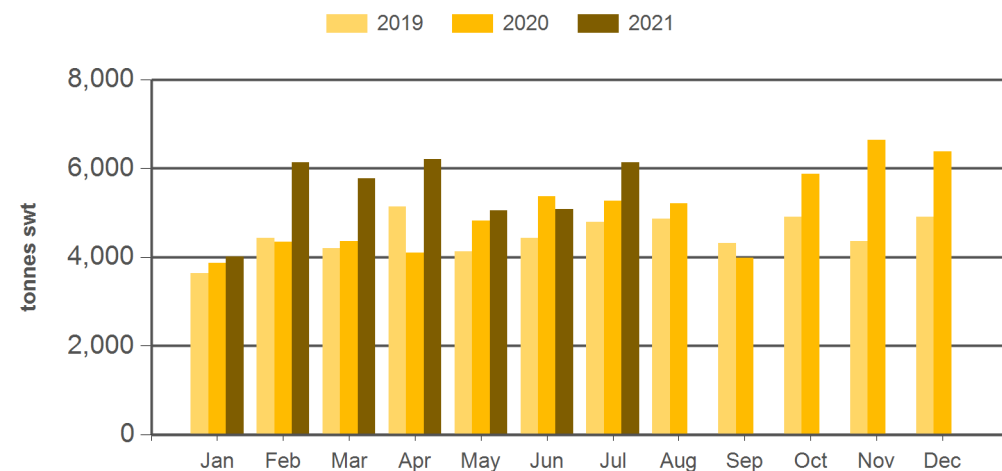
Source: ABS, Prepared by MLA

Monthly grassfed beef exports to South Korea



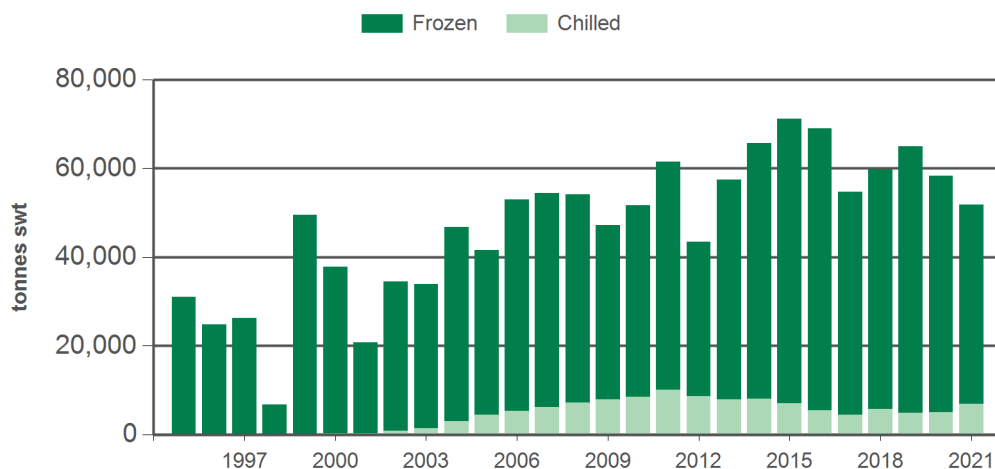
Source: DAWR, Prepared by MLA

Monthly grainfed beef exports to South Korea



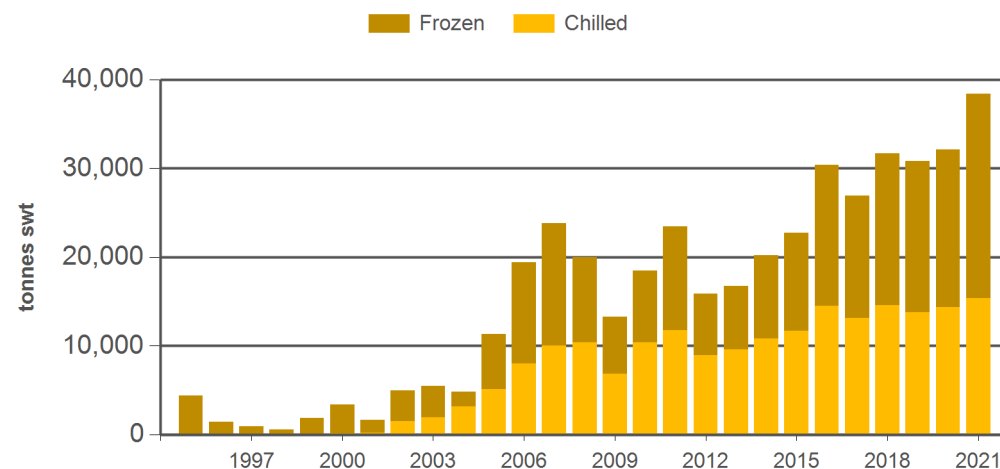
Source: DAWR, Prepared by MLA

Year-to-July grassfed beef exports to South Korea



Source: DAWR, Prepared by MLA

Year-to-July grainfed beef exports to South Korea



Source: DAWR, Prepared by MLA

Historical beef exports - Calendar year totals

Volume (tonnes swt)	2006	2007	2008	2009	2010	2011	2012	2013	2014	2015	2016	2017	2018	2019	2020	2021 YTD	Y-O-Y % chg.
Total	149,663	148,933	127,207	115,482	124,161	146,347	125,957	144,365	150,918	166,588	179,854	148,552	170,373	162,344	160,850	90,187	0
Grainfed	41,205	41,526	31,581	27,157	34,151	38,762	31,332	31,020	35,640	44,203	55,756	53,564	57,598	54,144	60,239	38,415	20
Grassfed	108,458	107,407	95,626	88,325	90,009	107,585	94,625	113,345	115,278	122,385	124,098	94,987	112,775	108,199	100,611	51,773	-11

Source: DAWR. SWT = Shipped weight. YTD = Calendar year-to-July. Y-O-Y = Year-on-year. For further information email globalindustryinsights@mla.com.au.