

Australian beef exports to the EU & UK

Monthly trade summary

June 2020

European Union (UK inclusive)

12-months ending June

Volume (tonnes swt)	Chilled		Frozen		Total	
	12-months ending June	Y-O-Y % chg.	12-months ending June	Y-O-Y % chg.	12-months ending June	Y-O-Y % chg.
Total	11,108	-19	363	-58	11,471	-21
Grainfed	9,298	-13	350	-57	9,649	-16
Grassfed	1,810	-42	12	-74	1,822	-42

Calendar year-to-June

Chilled		Frozen		Total	
2020 YTD	Y-O-Y % chg.	2020 YTD	Y-O-Y % chg.	2020 YTD	Y-O-Y % chg.
4,652	-33	145	-67	4,796	-35
4,289	-29	133	-68	4,422	-31
362	-61	12	-60	374	-61

Month of June

Chilled			Frozen			Total		
2020 June	M-O-M % chg.	Y-O-Y % chg.	2020 June	M-O-M % chg.	Y-O-Y % chg.	2020 June	M-O-M % chg.	Y-O-Y % chg.
440	-47	-62	49	107	-	489	-43	-60
374	-53	-64	37	55	-10	411	-50	-61
66	61	-54	12	-	54	79	91	-48

United Kingdom

12-months ending June

Volume (tonnes swt)	Chilled		Frozen		Total	
	12-months ending June	Y-O-Y % chg.	12-months ending June	Y-O-Y % chg.	12-months ending June	Y-O-Y % chg.
Total	2,691	-29	92	-4	2,783	-28
Grainfed	2,078	-19	92	5	2,169	-18
Grassfed	614	-50	-	-100	614	-50

Calendar year-to-June

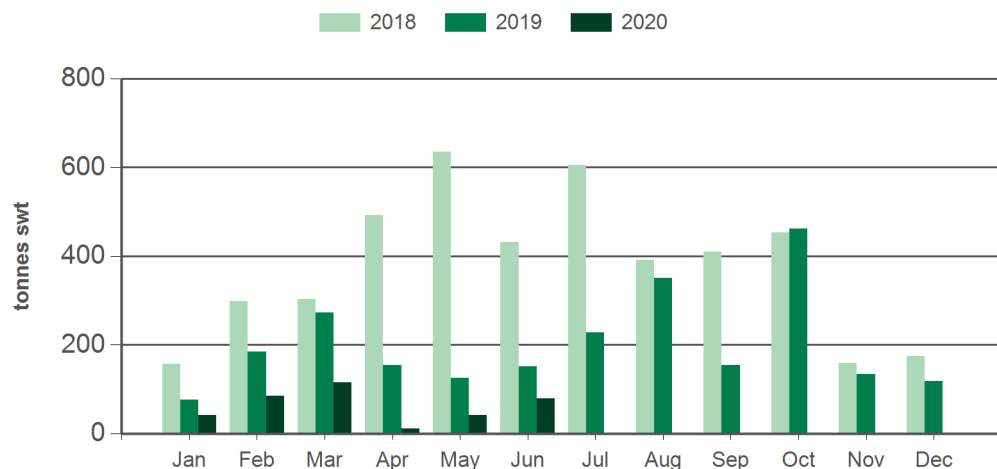
Chilled		Frozen		Total	
2020 YTD	Y-O-Y % chg.	2020 YTD	Y-O-Y % chg.	2020 YTD	Y-O-Y % chg.
1,036	-44	39	-17	1,075	-43
938	-34	39	-	977	-33
98	-77	-	-	98	-78

Month of June

Chilled			Frozen			Total		
2020 June	M-O-M % chg.	Y-O-Y % chg.	2020 June	M-O-M % chg.	Y-O-Y % chg.	2020 June	M-O-M % chg.	Y-O-Y % chg.
122	-1	-58	12	-	54	134	9	-55
108	-7	-51	12	-	-	120	4	-45
15	82	-80	-	-	-	15	82	-82

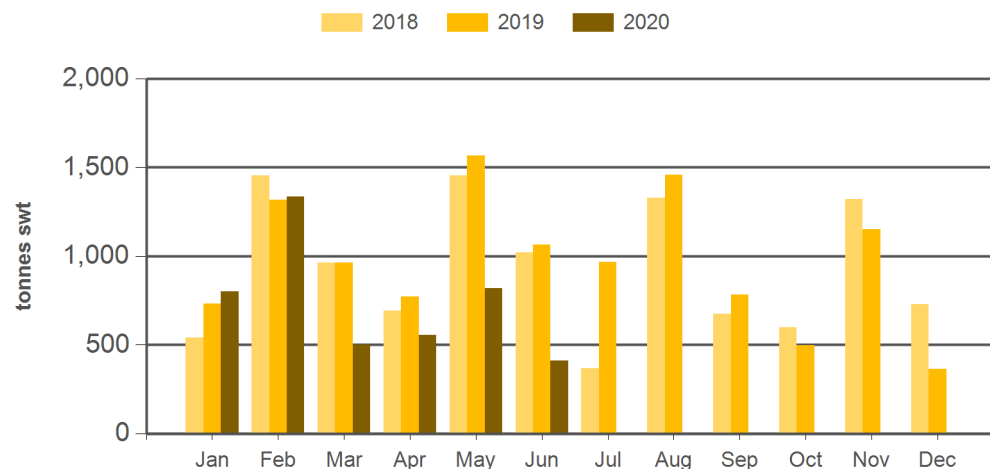
Source: DAWR. SWT = Shipped weight. YTD = Calendar year-to-June. Y-O-Y = Year-on-year. M-O-M = Month-on-month. Grainfed is the prefix for grainfed beef. Grassfed is the prefix for grassfed beef. For further information email globalindustryinsights@mla.com.au.

Monthly grassfed beef exports to the EU



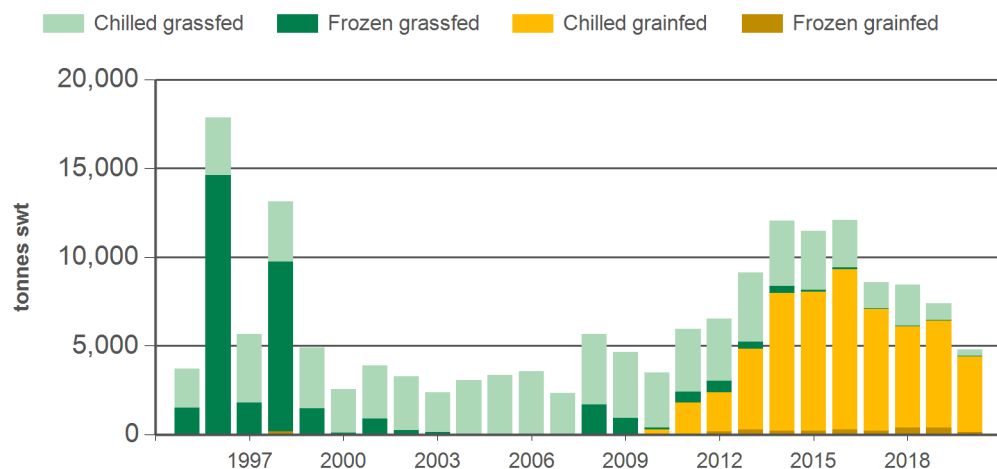
Source: DAWR, Prepared by MLA

Monthly grainfed beef exports to the EU



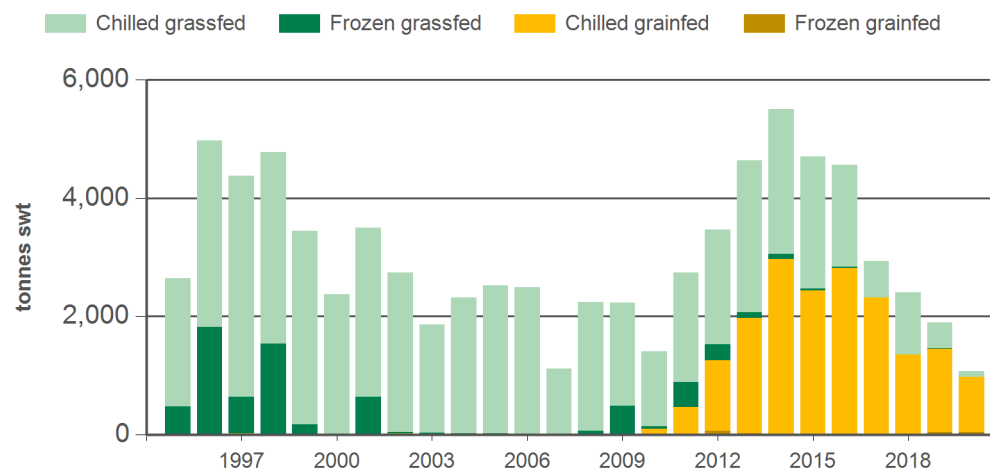
Source: DAWR, Prepared by MLA

Year-to-June beef exports to the EU



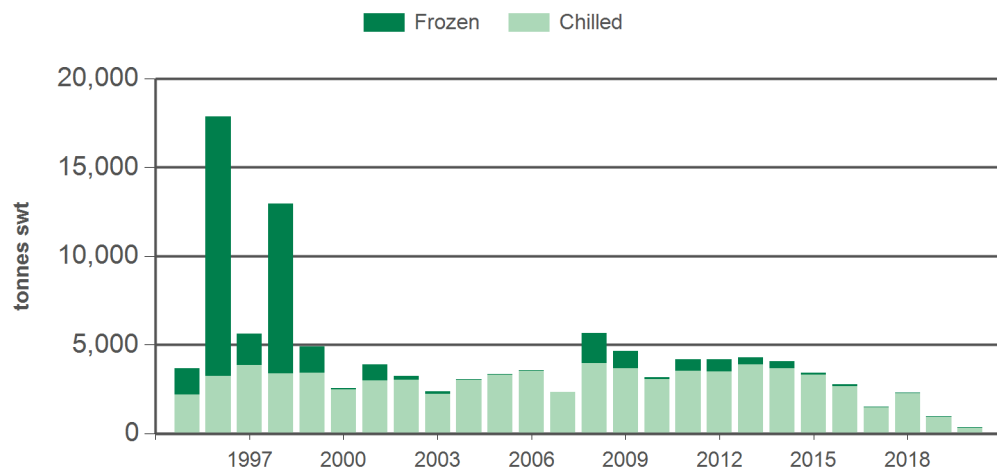
Source: DAWR, Prepared by MLA

Year-to-June beef exports to the UK



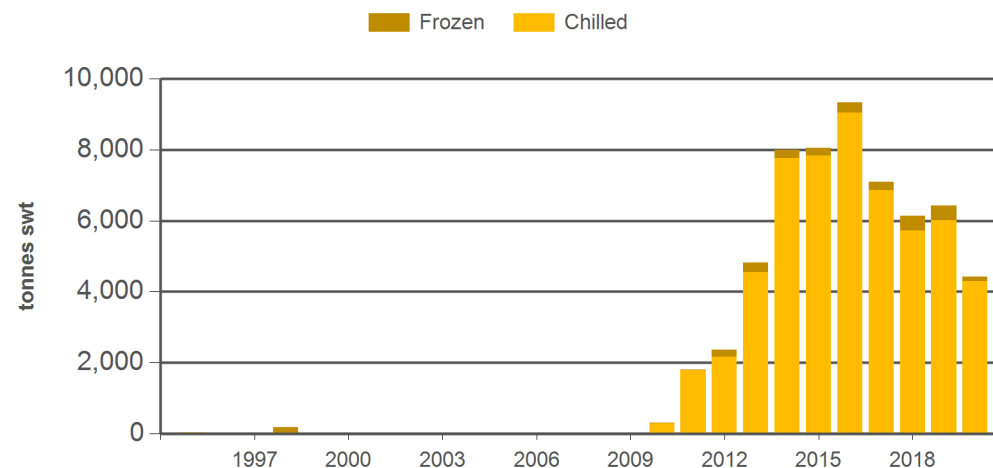
Source: DAWR, Prepared by MLA

Year-to-June grassfed beef exports to the EU



Source: DAWR, Prepared by MLA

Year-to-June grainfed beef exports to the EU



Source: DAWR, Prepared by MLA

Historical beef exports to the European Union (UK inclusive) - Calendar year totals

Volume (tonnes swt)	2005	2006	2007	2008	2009	2010	2011	2012	2013	2014	2015	2016	2017	2018	2019	2020 YTD	Y-O-Y % chg.
Total	6,469	8,457	5,953	11,876	9,307	9,885	12,836	14,949	19,927	24,619	23,445	20,841	17,873	15,666	14,058	4,796	-35
Grainfed	28	0	8	37	13	2,546	4,224	6,263	11,502	16,483	16,128	15,980	13,897	11,153	11,645	4,422	-31
Grassfed	6,441	8,456	5,945	11,839	9,294	7,339	8,612	8,686	8,425	8,135	7,317	4,862	3,977	4,513	2,414	374	-61

Historical beef exports to the United Kingdom - Calendar year totals

Volume (tonnes swt)	2005	2006	2007	2008	2009	2010	2011	2012	2013	2014	2015	2016	2017	2018	2019	2020 YTD	Y-O-Y % chg.
Total	4,922	6,307	3,487	5,468	4,881	4,878	6,698	7,710	10,204	10,595	9,460	7,699	6,041	4,395	3,604	1,075	-43
Grainfed	26	0	0	1	4	580	1,388	2,600	4,812	5,455	4,615	4,814	4,371	2,556	2,646	977	-33
Grassfed	4,896	6,307	3,487	5,468	4,877	4,298	5,309	5,110	5,391	5,141	4,845	2,884	1,670	1,839	958	98	-78

Source: DAWR. YTD = Calendar year-to-June. Grainfed is the prefix for grainfed beef. Grassfed is the prefix for grassfed beef. For further information email globalindustryinsights@mla.com.au.