

#### 12-months ending June

Volume (tonnes swt)	Chilled		Frozen		Total	
	12-months ending June	Y-O-Y % chg.	12-months ending June	Y-O-Y % chg.	12-months ending June	Y-O-Y % chg.
Total	5,890	-4	7,902	-2	13,793	-3
Lamb	5,815	-4	3,828	15	9,643	3
Mutton	75	-5	4,075	-14	4,149	-14

#### Calendar year-to-June

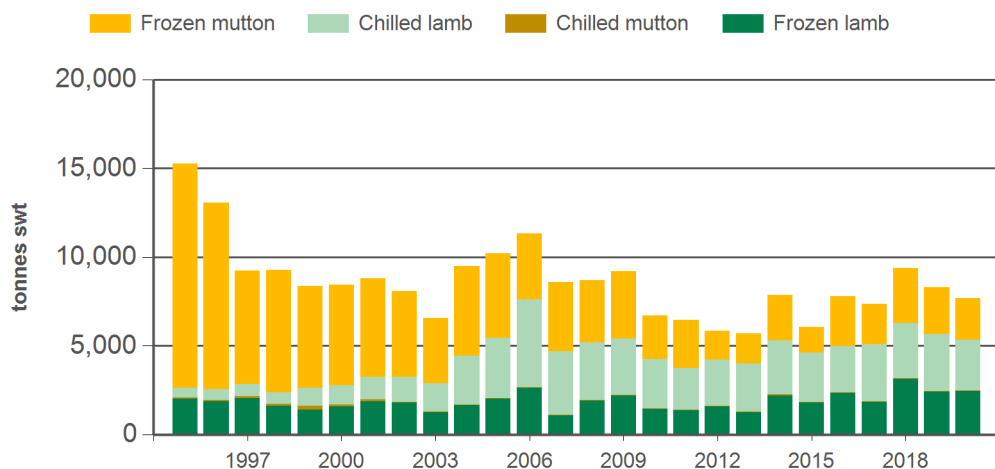
Chilled		Frozen		Total	
2020 YTD	Y-O-Y % chg.	2020 YTD	Y-O-Y % chg.	2020 YTD	Y-O-Y % chg.
2,908	-11	4,795	-5	7,703	-7
2,884	-10	2,452	1	5,336	-5
24	-44	2,343	-11	2,367	-12

#### Month of June

Chilled			Frozen			Total		
2020 June	M-O-M % chg.	Y-O-Y % chg.	2020 June	M-O-M % chg.	Y-O-Y % chg.	2020 June	M-O-M % chg.	Y-O-Y % chg.
469	31	-26	99	-73	-76	568	-22	-45
467	30	-25	88	-61	-27	554	-5	-26
3	205	-71	11	-92	-96	14	-90	-95

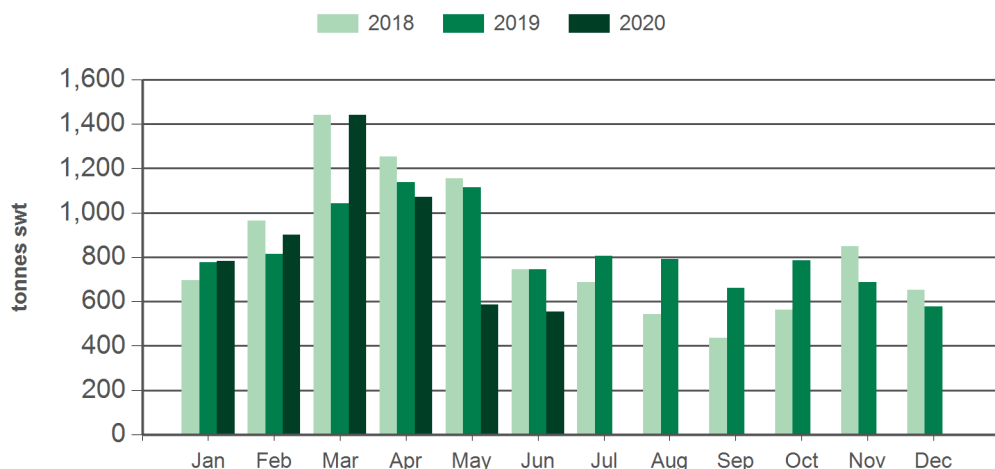
Source: DAWR. YTD = Calendar year-to-June. Y-O-Y = Year-on-year. M-O-M = Month-on-month. SWT = Shipped weight. For further information email [globalindustryinsights@mla.com.au](mailto:globalindustryinsights@mla.com.au).

#### Year-to-June sheepmeat exports to Japan



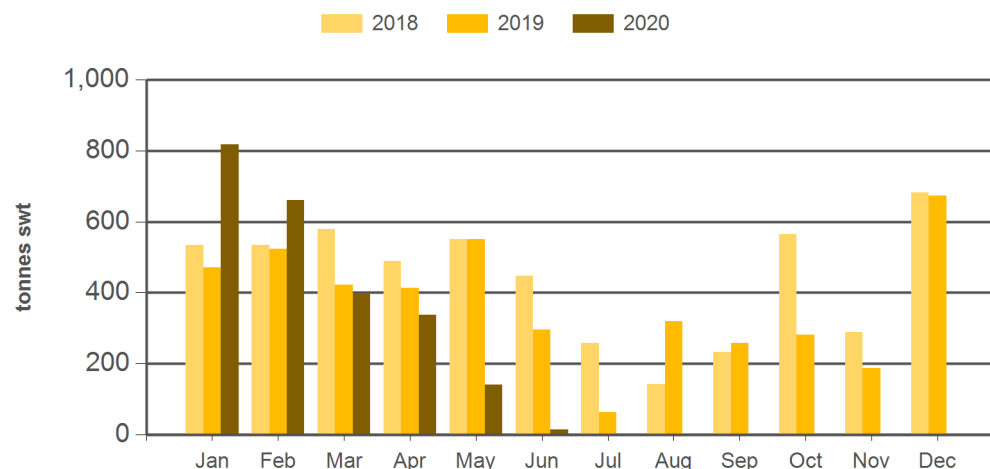
Source: DAWR, Prepared by MLA

**Monthly lamb exports to Japan**



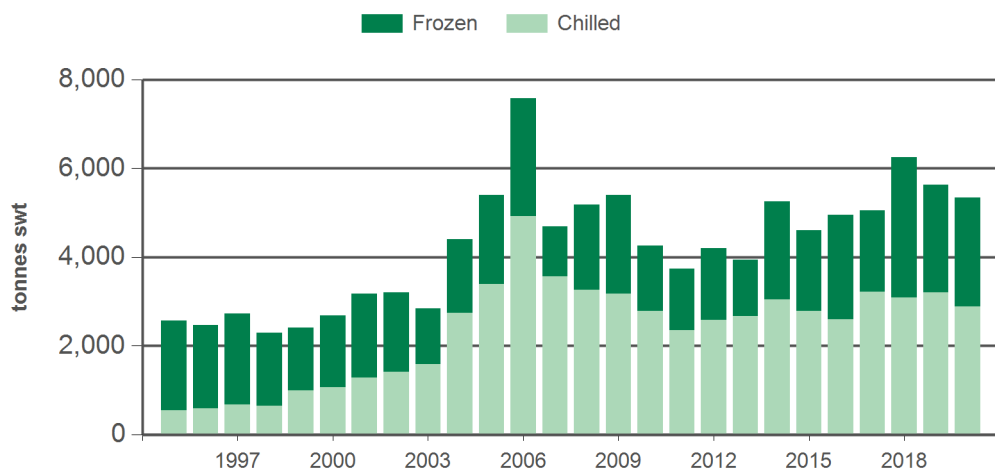
Source: DAWR, Prepared by MLA

**Monthly mutton exports to Japan**



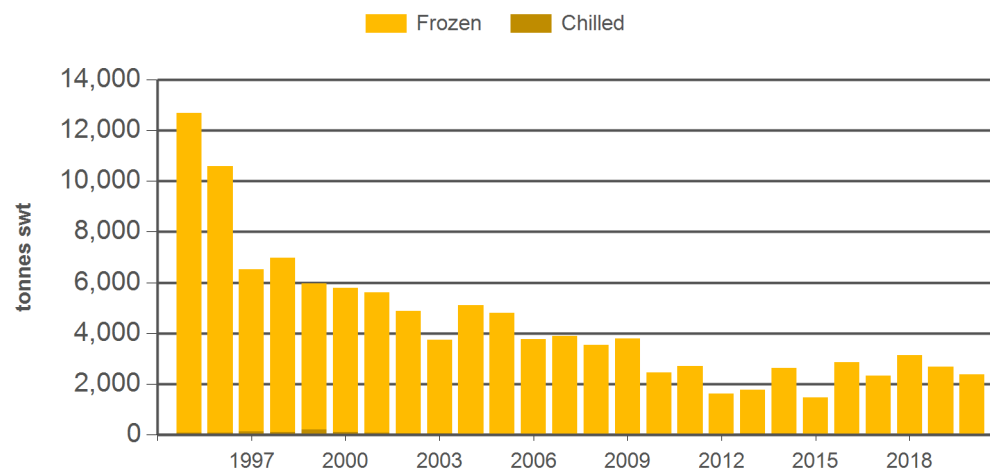
Source: DAWR, Prepared by MLA

**Year-to-June lamb exports to Japan**



Source: DAWR, Prepared by MLA

**Year-to-June mutton exports to Japan**



Source: DAWR, Prepared by MLA

#### Historical sheepmeat exports - Calendar year totals

Volume (tonnes swt)	2005	2006	2007	2008	2009	2010	2011	2012	2013	2014	2015	2016	2017	2018	2019	2020 YTD	Y-O-Y % chg.
Total	19,129	18,698	15,498	16,962	13,939	11,474	11,885	10,851	11,484	15,243	11,711	13,222	12,820	15,292	14,398	7,703	-7
Lamb	10,928	11,879	8,515	9,876	8,338	7,689	7,381	7,687	7,697	10,127	7,977	8,640	8,345	9,988	9,940	5,336	-5
Mutton	8,201	6,819	6,983	7,086	5,602	3,785	4,505	3,164	3,787	5,116	3,733	4,582	4,475	5,304	4,457	2,367	-12

Source: DAWR. YTD = Calendar year-to-June. SWT = Shipped weight. For further information email [globalindustryinsights@mla.com.au](mailto:globalindustryinsights@mla.com.au).

#### NEED MORE INFORMATION?



Click here for further prices and market information:  
<http://www.mla.com.au/prices-markets>



To download all historical data, click here to access MLA's statistics database:  
<http://statistics.mla.com.au>



Email [marketinfo@mla.com.au](mailto:marketinfo@mla.com.au) to subscribe to this or any other of MLA's market information reports