

12-months ending March

Volume (tonnes swt)	Chilled		Frozen		Total	
	12-months ending March	Y-O-Y % chg.	12-months ending March	Y-O-Y % chg.	12-months ending March	Y-O-Y % chg.
Total	6,445	25	11,145	8	17,590	14
Lamb	6,445	25	8,807	1	15,252	10
Mutton	-		2,338	46	2,338	46

Calendar year-to-March

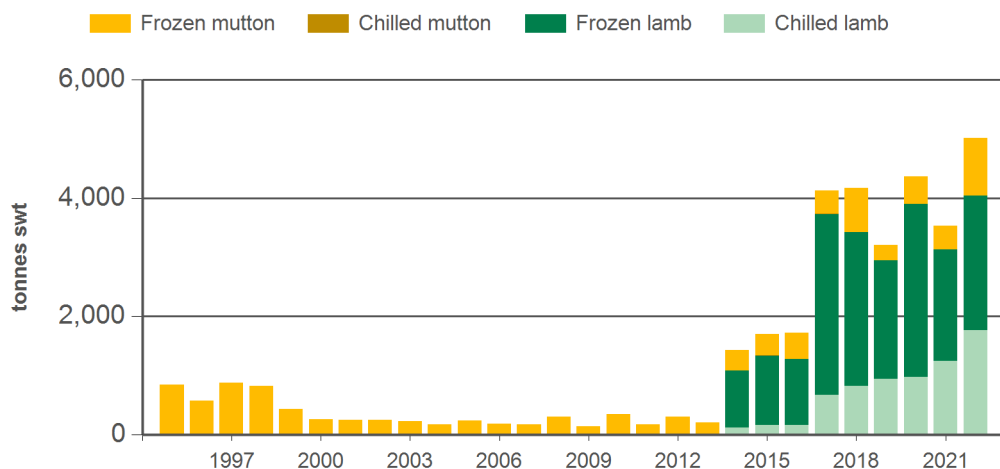
Chilled		Frozen		Total	
2022 YTD	Y-O-Y % chg.	2022 YTD	Y-O-Y % chg.	2022 YTD	Y-O-Y % chg.
1,768	42	3,246	42	5,013	42
1,768	42	2,274	21	4,042	29
-	-	971	140	971	140

Month of March

Chilled			Frozen			Total		
2022 March	M-O-M % chg.	Y-O-Y % chg.	2022 March	M-O-M % chg.	Y-O-Y % chg.	2022 March	M-O-M % chg.	Y-O-Y % chg.
758	19	26	1,359	58	73	2,117	41	53
758	19	26	1,081	133	68	1,839	67	48
-	-	-	277	-30	98	277	-30	98

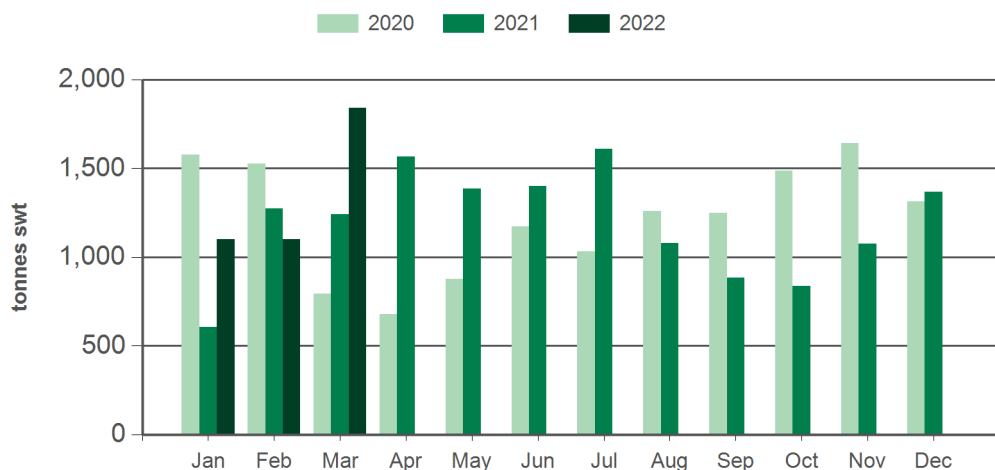
Source: DAWR. YTD = Calendar year-to-March. Y-O-Y = Year-on-year. M-O-M = Month-on-month. SWT = Shipped weight. For further information email globalindustryinsights@mla.com.au.

Year-to-March sheepmeat exports to Korea



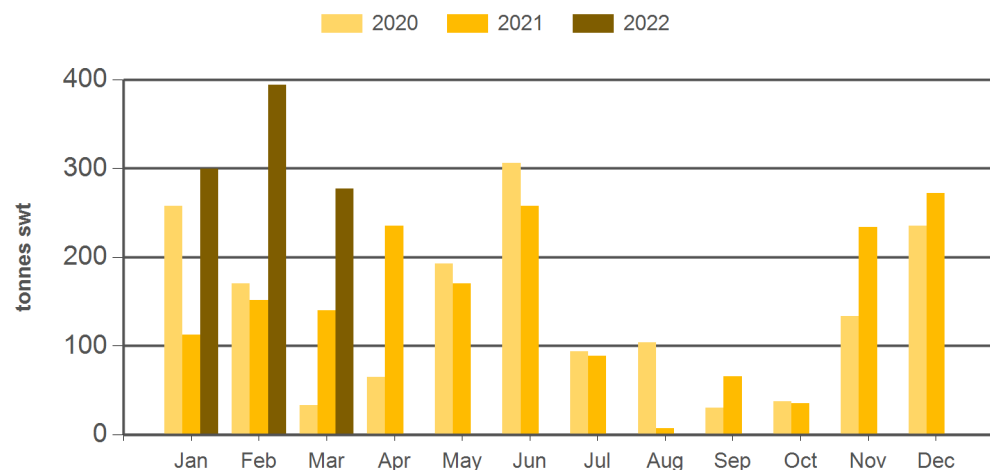
Source: DAWR, Prepared by MLA

Monthly lamb exports to Korea



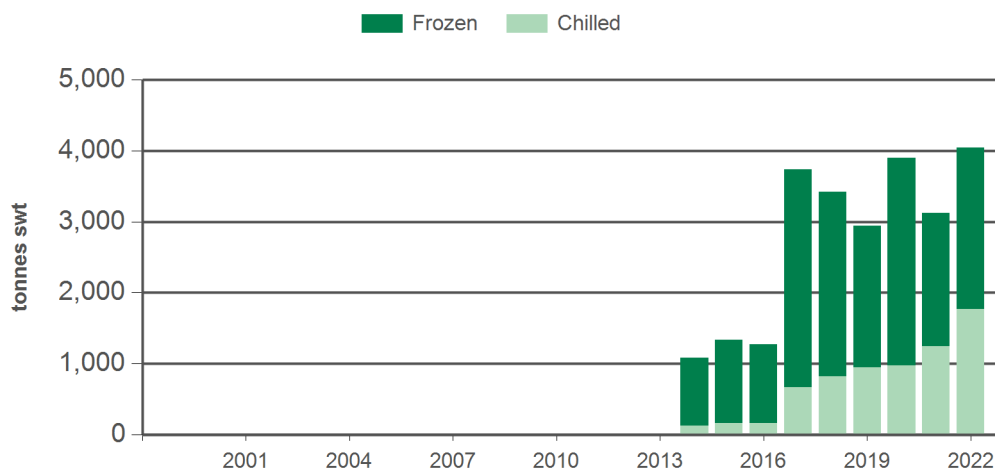
Source: DAWR, Prepared by MLA

Monthly mutton exports to Korea



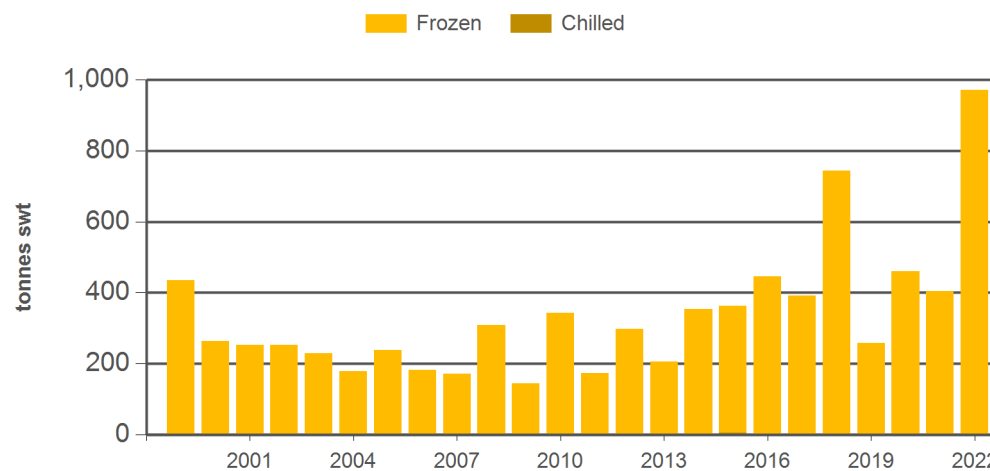
Source: DAWR, Prepared by MLA

Year-to-March lamb exports to Korea



Source: DAWR, Prepared by MLA

Year-to-March mutton exports to Korea



Source: DAWR, Prepared by MLA

Historical sheepmeat exports - Calendar year totals

Volume (tonnes swt)	2007	2008	2009	2010	2011	2012	2013	2014	2015	2016	2017	2018	2019	2020	2021	2022 YTD	Y-O-Y % chg.
Total	776	1,181	703	973	972	950	991	6,114	6,126	1,723	14,235	16,172	15,059	16,275	16,104	5,013	42
Lamb	0	0	0	0	0	0	0	4,837	4,829	1,277	12,777	14,076	13,230	14,616	14,334	4,042	29
Mutton	776	1,181	703	973	972	950	991	1,277	1,298	447	1,458	2,096	1,829	1,659	1,771	971	140

Source: DAWR. YTD = Calendar year-to-March. SWT = Shipped weight. For further information email globalindustryinsights@mla.com.au.

NEED MORE INFORMATION?



Click here for further prices and market information:
<http://www.mla.com.au/prices-markets>



To download all historical data, click here to access MLA's statistics database:
<http://statistics.mla.com.au>



Email marketinfo@mla.com.au to subscribe to this or any other of MLA's market information reports