

#### European Union (UK inclusive)

##### 12-months ending March

Volume (tonnes swt)	Chilled		Frozen		Total	
	12-months ending March	Y-O-Y % chg.	12-months ending March	Y-O-Y % chg.	12-months ending March	Y-O-Y % chg.
Total	14,697	-14	798	22	15,496	-13
Grainfed	10,449	-20	760	19	11,209	-18
Grassfed	4,249	5	38	220	4,287	5

##### Calendar year-to-March

Chilled		Frozen		Total	
2019 YTD	Y-O-Y % chg.	2019 YTD	Y-O-Y % chg.	2019 YTD	Y-O-Y % chg.
3,349	-4	200	-13	3,549	-5
2,824	3	192	-17	3,015	2
525	-31	9	-	534	-30

##### Month of March

Chilled			Frozen			Total		
2019 March	M-O-M % chg.	Y-O-Y % chg.	2019 March	M-O-M % chg.	Y-O-Y % chg.	2019 March	M-O-M % chg.	Y-O-Y % chg.
1,146	-20	2	93	38	-34	1,239	-18	-2
873	-30	6	93	38	-34	965	-27	-
273	48	-10	-	-	-	273	48	-10

#### United Kingdom

##### 12-months ending March

Volume (tonnes swt)	Chilled		Frozen		Total	
	12-months ending March	Y-O-Y % chg.	12-months ending March	Y-O-Y % chg.	12-months ending March	Y-O-Y % chg.
Total	4,397	-22	75	-	4,471	-21
Grainfed	2,691	-32	75	-	2,765	-30
Grassfed	1,706	-1	-	-	1,706	-1

##### Calendar year-to-March

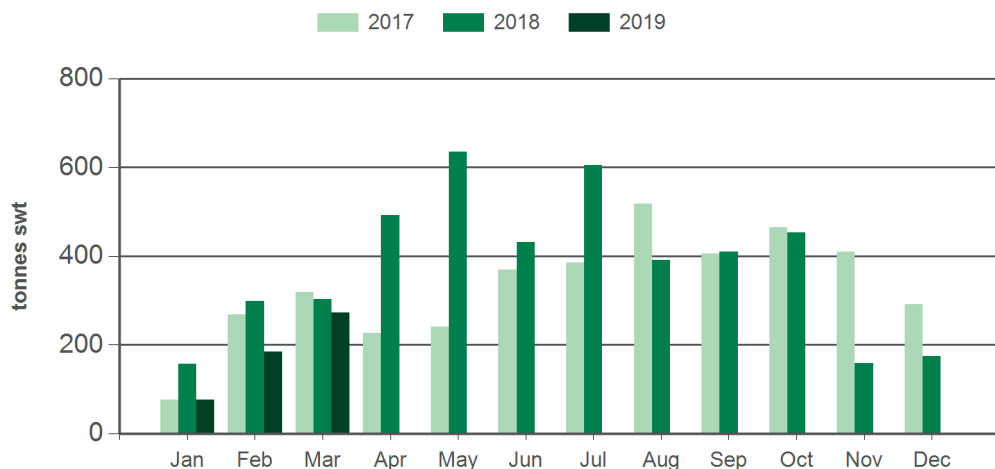
Chilled		Frozen		Total	
2019 YTD	Y-O-Y % chg.	2019 YTD	Y-O-Y % chg.	2019 YTD	Y-O-Y % chg.
966	6	26	-	992	8
760	32	26	-	786	36
206	-39	-	-	206	-39

##### Month of March

Chilled			Frozen			Total		
2019 March	M-O-M % chg.	Y-O-Y % chg.	2019 March	M-O-M % chg.	Y-O-Y % chg.	2019 March	M-O-M % chg.	Y-O-Y % chg.
359	-6	-3	13	-	-	372	-2	1
307	35	44	13	-	-	320	41	50
52	-66	-67	-	-	-	52	-66	-67

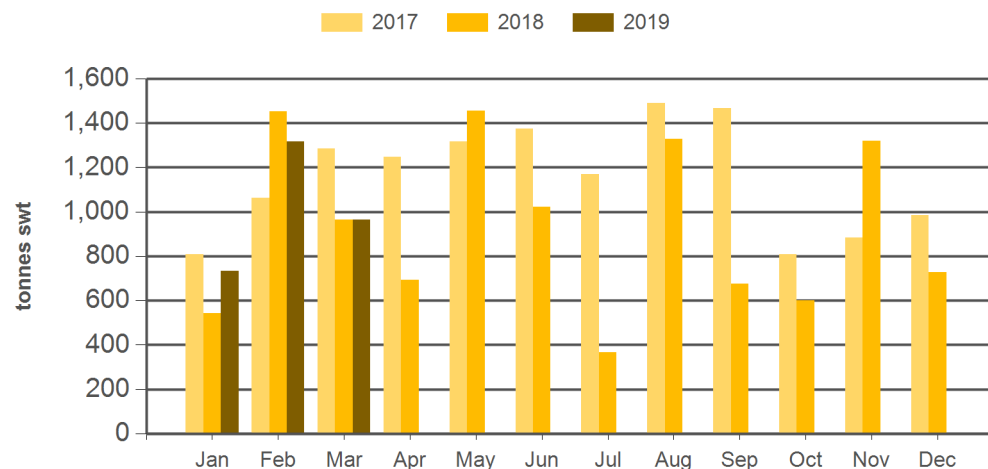
Source: DAWR. SWT = Shipped weight. YTD = Calendar year-to-March. Y-O-Y = Year-on-year. M-O-M = Month-on-month. Grainfed is the prefix for grainfed beef. Grassfed is the prefix for grassfed beef. For further information email [marketinfo@mla.com.au](mailto:marketinfo@mla.com.au).

#### Monthly grassfed beef exports to the EU



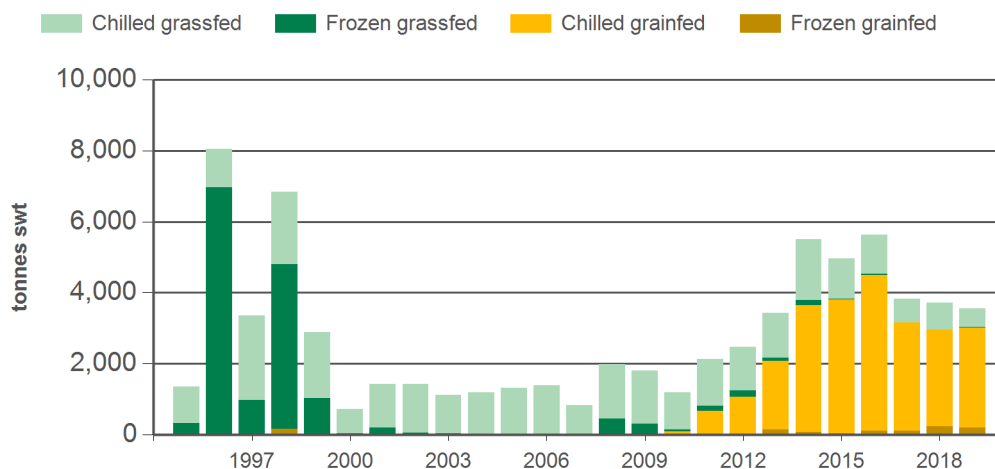
Source: DAWR, Prepared by MLA

#### Monthly grainfed beef exports to the EU



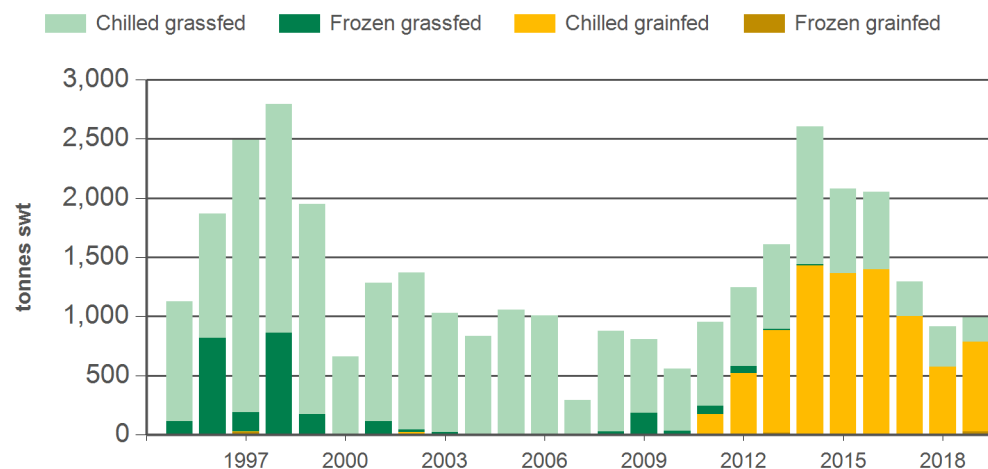
Source: DAWR, Prepared by MLA

#### Year-to-March beef exports to the EU



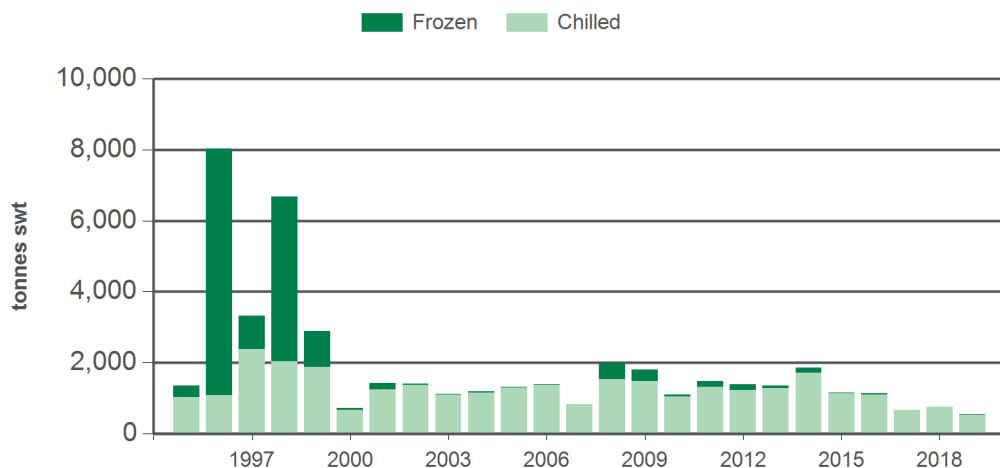
Source: DAWR, Prepared by MLA

#### Year-to-March beef exports to the UK



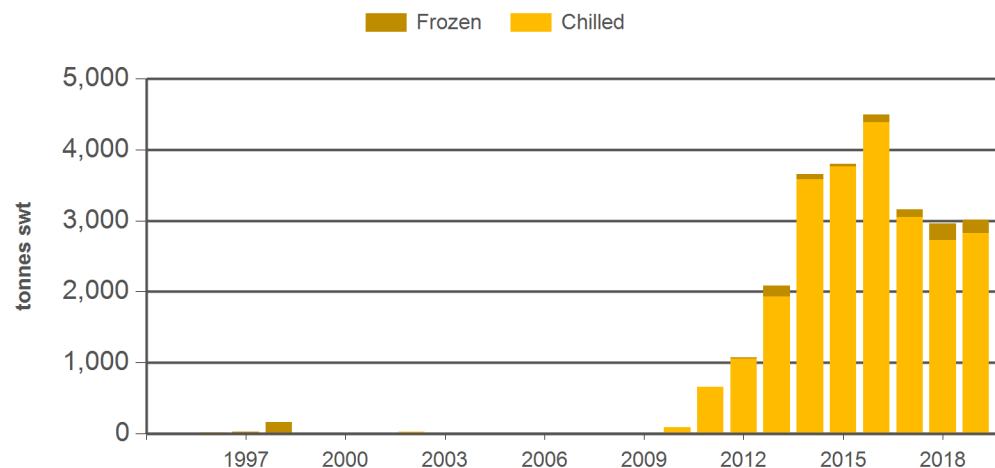
Source: DAWR, Prepared by MLA

#### Year-to-March grassfed beef exports to the EU



Source: DAWR, Prepared by MLA

#### Year-to-March grainfed beef exports to the EU



Source: DAWR, Prepared by MLA

#### Historical beef exports to the European Union (UK inclusive) - Calendar year totals

Volume (tonnes swt)	2004	2005	2006	2007	2008	2009	2010	2011	2012	2013	2014	2015	2016	2017	2018	2019 YTD	Y-O-Y % chg.
Total	6,756	6,469	8,457	5,953	11,876	9,307	9,885	12,836	14,949	19,927	24,619	23,445	20,841	17,873	15,666	3,549	-5
Grainfed	11	28	0	8	37	13	2,546	4,224	6,263	11,502	16,483	16,128	15,980	13,897	11,153	3,015	2
Grassfed	6,745	6,441	8,456	5,945	11,839	9,294	7,339	8,612	8,686	8,425	8,135	7,317	4,862	3,977	4,513	534	-30

#### Historical beef exports to the United Kingdom - Calendar year totals

Volume (tonnes swt)	2004	2005	2006	2007	2008	2009	2010	2011	2012	2013	2014	2015	2016	2017	2018	2019 YTD	Y-O-Y % chg.
Total	4,869	4,922	6,307	3,487	5,468	4,881	4,878	6,698	7,710	10,204	10,595	9,460	7,699	6,041	4,395	992	8
Grainfed	0	26	0	0	1	4	580	1,388	2,600	4,812	5,455	4,615	4,814	4,371	2,556	786	36
Grassfed	4,869	4,896	6,307	3,487	5,468	4,877	4,298	5,309	5,110	5,391	5,141	4,845	2,884	1,670	1,839	206	-39

Source: DAWR. YTD = Calendar year-to-March. Grainfed is the prefix for grainfed beef. Grassfed is the prefix for grassfed beef. For further information email [marketinfo@mla.com.au](mailto:marketinfo@mla.com.au).