

12-months ending March

| Volume (tonnes swt) | Chilled | | Frozen | | Total | |
|------------------------|------------------------|--------------|------------------------|--------------|------------------------|--------------|
| | 12-months ending March | Y-O-Y % chg. | 12-months ending March | Y-O-Y % chg. | 12-months ending March | Y-O-Y % chg. |
| Total | 36,127 | 6 | 137,170 | 17 | 173,297 | 15 |
| Grainfed | 26,482 | 6 | 29,593 | -7 | 56,075 | -1 |
| Grassfed | 9,646 | 5 | 107,576 | 26 | 117,222 | 24 |

Calendar year-to-March

| Chilled | | Frozen | | Total | |
|----------|--------------|----------|--------------|----------|--------------|
| 2019 YTD | Y-O-Y % chg. | 2019 YTD | Y-O-Y % chg. | 2019 YTD | Y-O-Y % chg. |
| 7,429 | -7 | 30,878 | 13 | 38,307 | 8 |
| 5,401 | -4 | 6,884 | -16 | 12,284 | -11 |
| 2,029 | -16 | 23,995 | 25 | 26,023 | 21 |

Month of March

| Chilled | | | Frozen | | | Total | | |
|------------|--------------|--------------|------------|--------------|--------------|------------|--------------|--------------|
| 2019 March | M-O-M % chg. | Y-O-Y % chg. | 2019 March | M-O-M % chg. | Y-O-Y % chg. | 2019 March | M-O-M % chg. | Y-O-Y % chg. |
| 2,619 | -2 | -9 | 12,202 | 11 | 21 | 14,821 | 9 | 14 |
| 1,868 | -5 | -2 | 2,336 | -6 | -16 | 4,204 | -5 | -11 |
| 751 | 6 | -22 | 9,866 | 16 | 35 | 10,617 | 15 | 28 |

12-months ending February

| Value ('000 A\$ FOB) | Chilled | | Frozen | | Total | |
|-------------------------|---------------------------|--------------|---------------------------|--------------|---------------------------|--------------|
| | 12-months ending February | Y-O-Y % chg. | 12-months ending February | Y-O-Y % chg. | 12-months ending February | Y-O-Y % chg. |
| Total | 452,847 | 19 | 947,404 | 31 | 1,400,251 | 27 |
| Boneless | 411,781 | 20 | 774,772 | 42 | 1,186,553 | 33 |
| Bone-in | 41,066 | 10 | 172,631 | -1 | 213,697 | 1 |
| Carcase | 249 | | 1 | -99 | 249 | 205 |

Calendar year-to-February

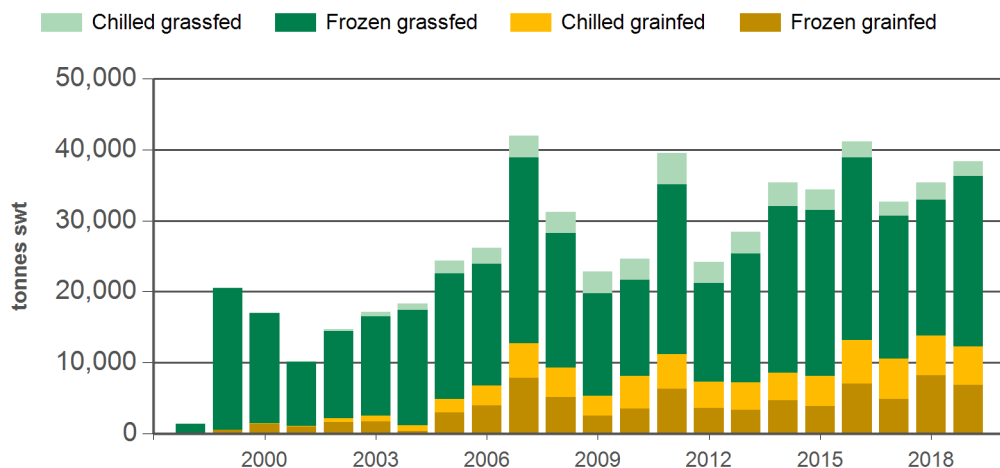
| Chilled | | Frozen | | Total | |
|----------|--------------|----------|--------------|----------|--------------|
| 2019 YTD | Y-O-Y % chg. | 2019 YTD | Y-O-Y % chg. | 2019 YTD | Y-O-Y % chg. |
| 57,605 | 7 | 126,363 | 22 | 183,968 | 17 |
| 52,795 | 8 | 102,784 | 28 | 155,579 | 20 |
| 4,810 | -4 | 23,579 | 1 | 28,389 | 1 |
| 249 | - | - | - | 249 | 4,537 |

Month of February

| Chilled | | | Frozen | | | Total | | |
|---------------|--------------|-----------------|---------------|--------------|--------------|---------------|--------------|-----------------|
| 2019 February | M-O-M % chg. | Y-O-Y % chg. | 2019 February | M-O-M % chg. | Y-O-Y % chg. | 2019 February | M-O-M % chg. | Y-O-Y % chg. |
| 34,267 | 47 | 17 | 74,638 | 44 | 14 | 108,905 | 45 | 15 |
| 32,073 | 55 | 22 | 61,726 | 50 | 18 | 93,799 | 52 | 20 |
| 2,194 | -16 | -26 | 12,912 | 21 | -5 | 15,106 | 14 | -9 |
| 249 | - | Infinite | - | - | - | 249 | - | Infinite |

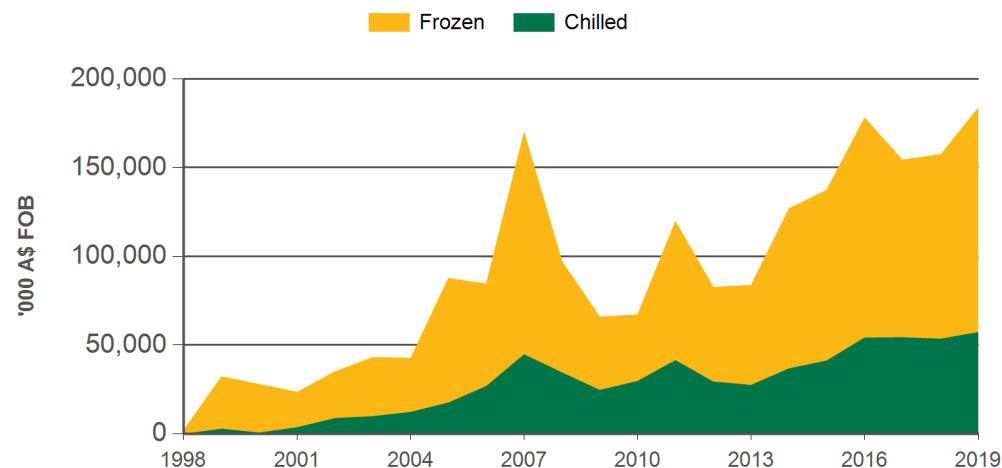
Source: DAWR, ABS. SWT = Shipped weight. Volume YTD = Calendar year-to-March. Value YTD = Calendar year-to-February. Y-O-Y = Year-on-year. M-O-M = Month-on-month. Grainfed is the prefix for grainfed beef. Grassfed is the prefix for grassfed beef. For further information email marketinfo@mla.com.au.

Year-to-March beef exports to South Korea - volume



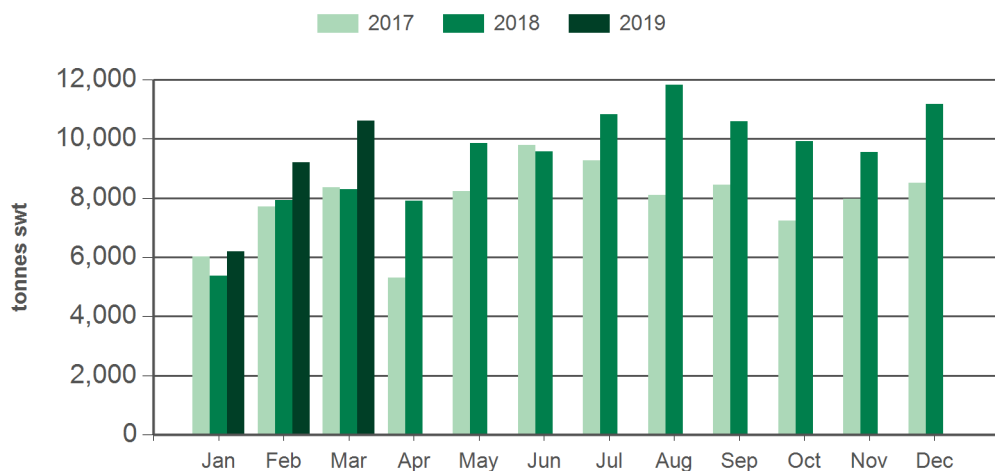
Source: DAWR, Prepared by MLA

Year-to-February beef exports to South Korea - value



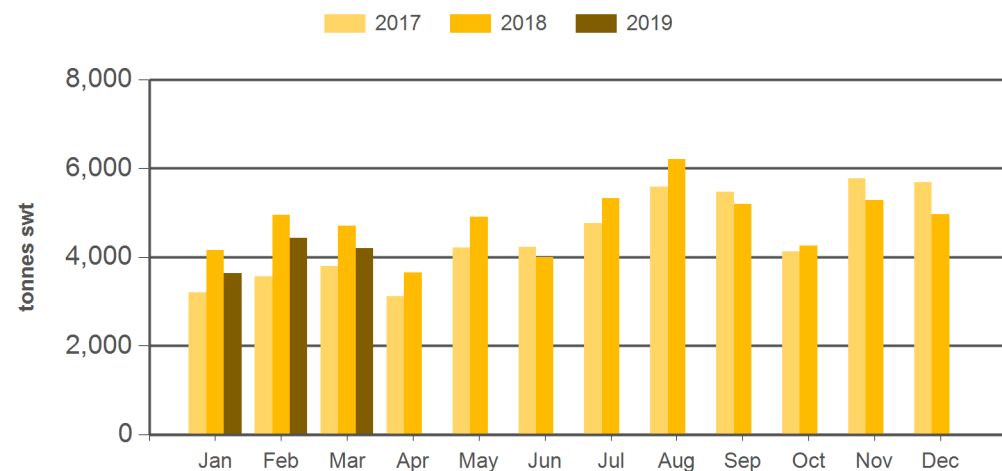
Source: ABS, Prepared by MLA

Monthly grassfed beef exports to South Korea



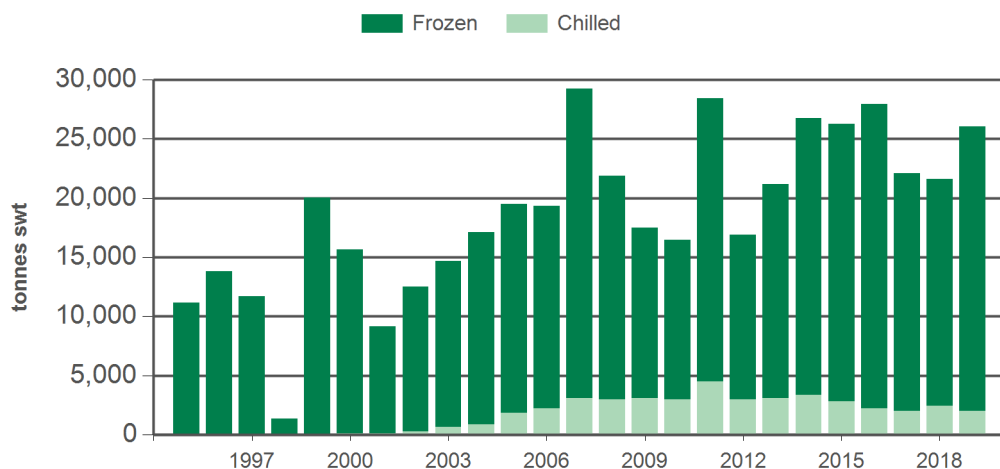
Source: DAWR, Prepared by MLA

Monthly grainfed beef exports to South Korea



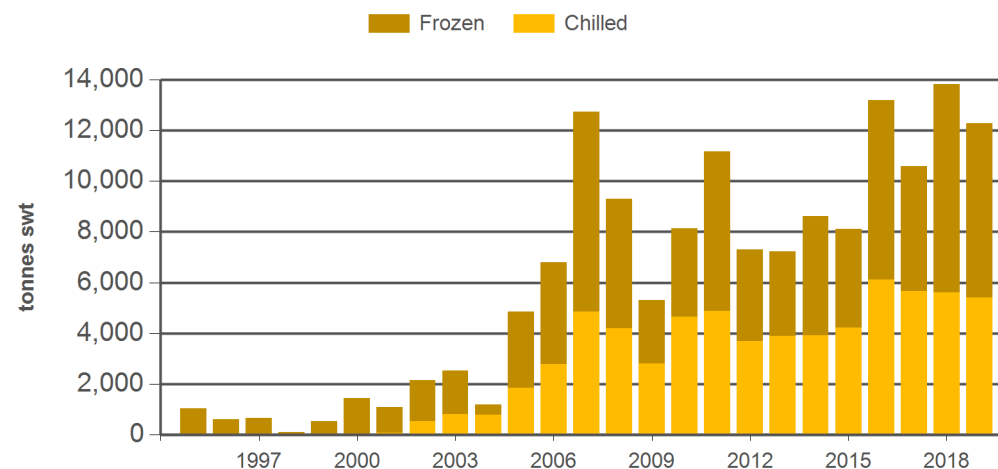
Source: DAWR, Prepared by MLA

Year-to-March grassfed beef exports to South Korea



Source: DAWR, Prepared by MLA

Year-to-March grainfed beef exports to South Korea



Source: DAWR, Prepared by MLA

Historical beef exports - Calendar year totals

| Volume (tonnes swt) | 2004 | 2005 | 2006 | 2007 | 2008 | 2009 | 2010 | 2011 | 2012 | 2013 | 2014 | 2015 | 2016 | 2017 | 2018 | 2019 YTD | Y-O-Y % chg. |
|---------------------|--------|---------|---------|---------|---------|---------|---------|---------|---------|---------|---------|---------|---------|---------|---------|----------|--------------|
| Total | 93,310 | 106,444 | 149,663 | 148,933 | 127,207 | 115,482 | 124,161 | 146,347 | 125,957 | 144,365 | 150,918 | 166,588 | 179,854 | 148,552 | 170,373 | 38,307 | 8 |
| Grainfed | 11,010 | 23,594 | 41,205 | 41,526 | 31,581 | 27,157 | 34,151 | 38,762 | 31,332 | 31,020 | 35,640 | 44,203 | 55,756 | 53,564 | 57,598 | 12,284 | -11 |
| Grassfed | 82,300 | 82,850 | 108,458 | 107,407 | 95,626 | 88,325 | 90,009 | 107,585 | 94,625 | 113,345 | 115,278 | 122,385 | 124,098 | 94,987 | 112,775 | 26,023 | 21 |

Source: DAWR. SWT = Shipped weight. YTD = Calendar year-to-March. Y-O-Y = Year-on-year. For further information email marketinfo@mla.com.au.