

12-months ending March

Volume (tonnes swt)	Chilled		Frozen		Total	
	12-months ending March	Y-O-Y % chg.	12-months ending March	Y-O-Y % chg.	12-months ending March	Y-O-Y % chg.
Total	6,032	4	8,561	2	14,593	3
Lamb	5,961	4	3,560	-	9,521	2
Mutton	71	31	5,002	3	5,072	4

Calendar year-to-March

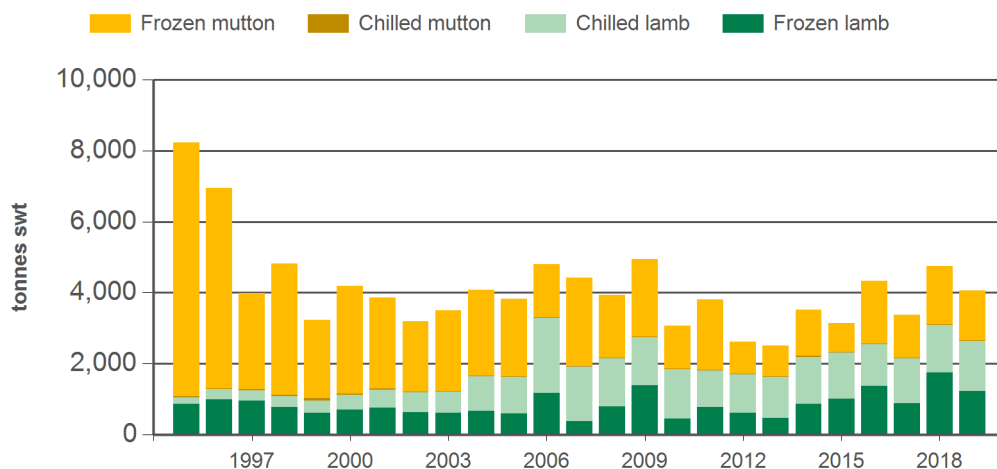
Chilled		Frozen		Total	
2019 YTD	Y-O-Y % chg.	2019 YTD	Y-O-Y % chg.	2019 YTD	Y-O-Y % chg.
1,423	5	2,628	-22	4,052	-15
1,404	4	1,230	-30	2,635	-15
19	84	1,398	-15	1,417	-14

Month of March

Chilled			Frozen			Total		
2019 March	M-O-M % chg.	Y-O-Y % chg.	2019 March	M-O-M % chg.	Y-O-Y % chg.	2019 March	M-O-M % chg.	Y-O-Y % chg.
579	35	10	887	-3	-41	1,466	10	-27
574	37	10	469	19	-49	1,043	28	-28
5	-35	1	418	-19	-27	423	-19	-27

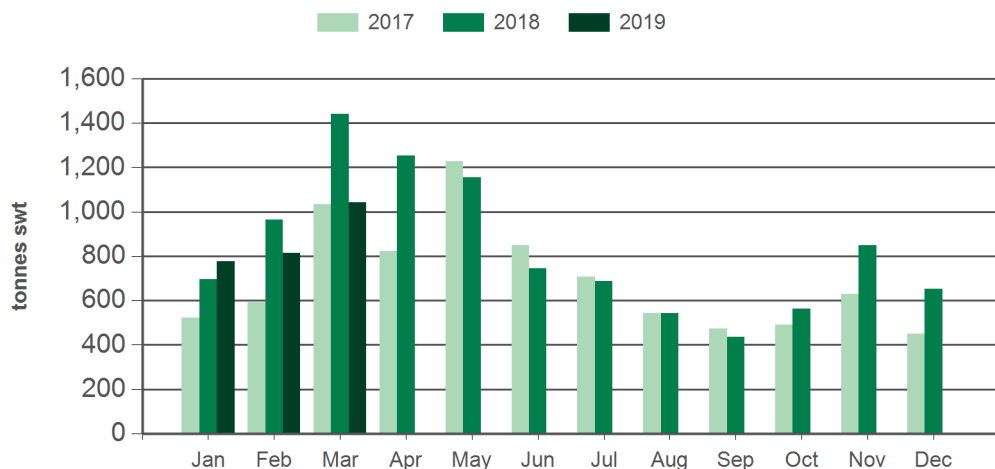
Source: DAWR. YTD = Calendar year-to-March. Y-O-Y = Year-on-year. M-O-M = Month-on-month. SWT = Shipped weight. For further information email marketinfo@mla.com.au.

Year-to-March sheepmeat exports to Japan



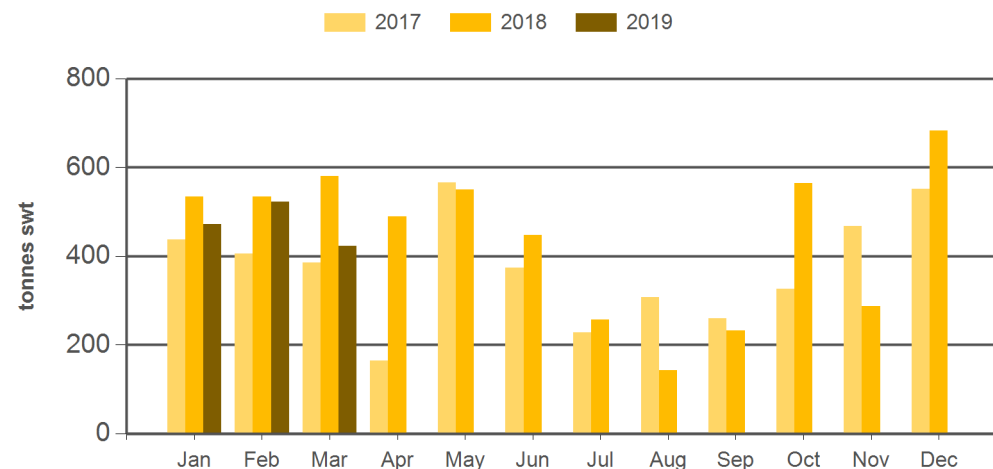
Source: DAWR, Prepared by MLA

Monthly lamb exports to Japan



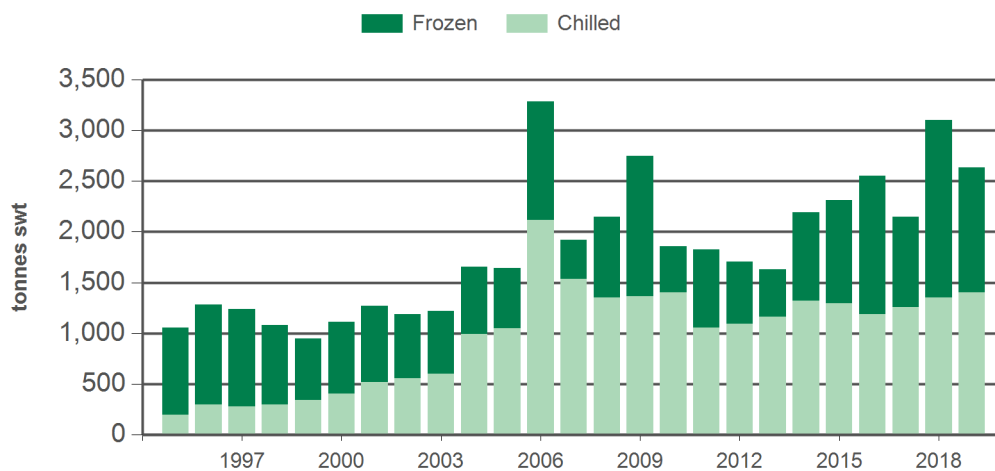
Source: DAWR, Prepared by MLA

Monthly mutton exports to Japan



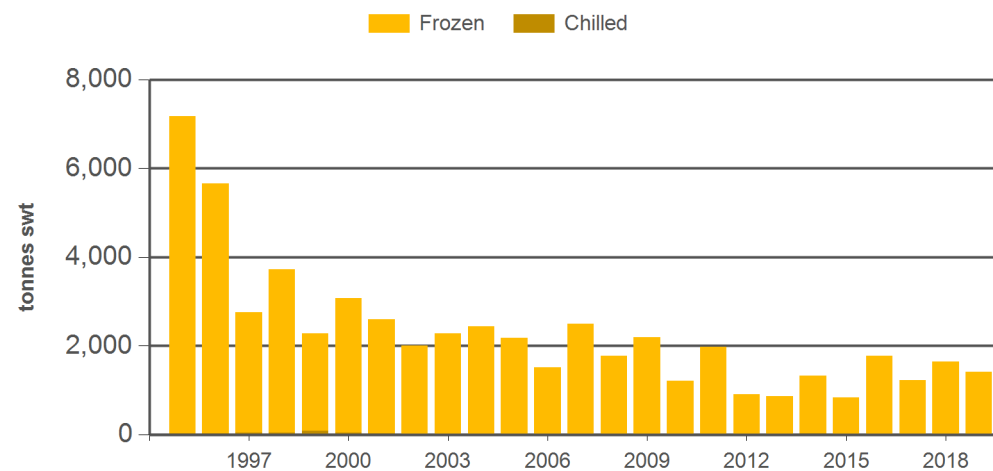
Source: DAWR, Prepared by MLA

Year-to-March lamb exports to Japan



Source: DAWR, Prepared by MLA

Year-to-March mutton exports to Japan



Source: DAWR, Prepared by MLA

Historical sheepmeat exports - Calendar year totals

Volume (tonnes swt)	2004	2005	2006	2007	2008	2009	2010	2011	2012	2013	2014	2015	2016	2017	2018	2019 YTD	Y-O-Y % chg.
Total	15,890	19,129	18,698	15,498	16,962	13,939	11,474	11,885	10,851	11,484	15,243	11,711	13,222	12,820	15,292	4,052	-15
Lamb	7,234	10,928	11,879	8,515	9,876	8,338	7,689	7,381	7,687	7,697	10,127	7,977	8,640	8,345	9,988	2,635	-15
Mutton	8,656	8,201	6,819	6,983	7,086	5,602	3,785	4,505	3,164	3,787	5,116	3,733	4,582	4,475	5,304	1,417	-14

Source: DAWR. YTD = Calendar year-to-March. SWT = Shipped weight. For further information email marketinfo@mla.com.au.

NEED MORE INFORMATION?



Click here for further prices and market information:
<http://www.mla.com.au/prices-markets>



To download all historical data, click here to access MLA's statistics database:
<http://statistics.mla.com.au>



Email marketinfo@mla.com.au to subscribe to this or any other of MLA's market information reports