

12-months ending March

Volume (tonnes swt)	Chilled		Frozen		Total	
	12-months ending March	Y-O-Y % chg.	12-months ending March	Y-O-Y % chg.	12-months ending March	Y-O-Y % chg.
Total	3,931	25	11,275	1	15,206	6
Lamb	3,931	25	9,665	4	13,596	9
Mutton	-		1,610	-11	1,610	-11

Calendar year-to-March

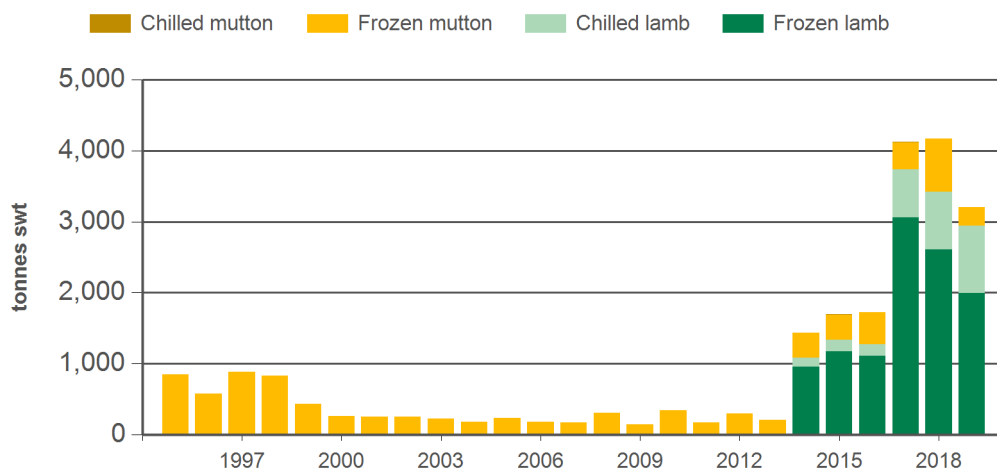
Chilled		Frozen		Total	
2019 YTD	Y-O-Y % chg.	2019 YTD	Y-O-Y % chg.	2019 YTD	Y-O-Y % chg.
946	16	2,255	-33	3,201	-23
946	16	1,997	-23	2,943	-14
-	-	258	-65	258	-65

Month of March

Chilled			Frozen			Total		
2019 March	M-O-M % chg.	Y-O-Y % chg.	2019 March	M-O-M % chg.	Y-O-Y % chg.	2019 March	M-O-M % chg.	Y-O-Y % chg.
225	-34	-26	817	16	-43	1,042	-	-40
225	-34	-26	756	29	-34	981	5	-32
-	-	-	62	-47	-79	62	-47	-79

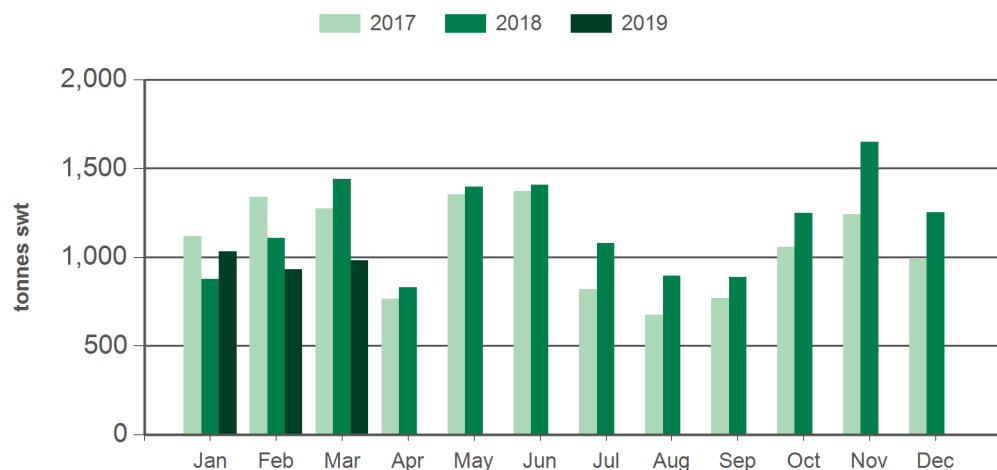
Source: DAWR. YTD = Calendar year-to-March. Y-O-Y = Year-on-year. M-O-M = Month-on-month. SWT = Shipped weight. For further information email marketinfo@mla.com.au.

Year-to-March sheepmeat exports to Korea



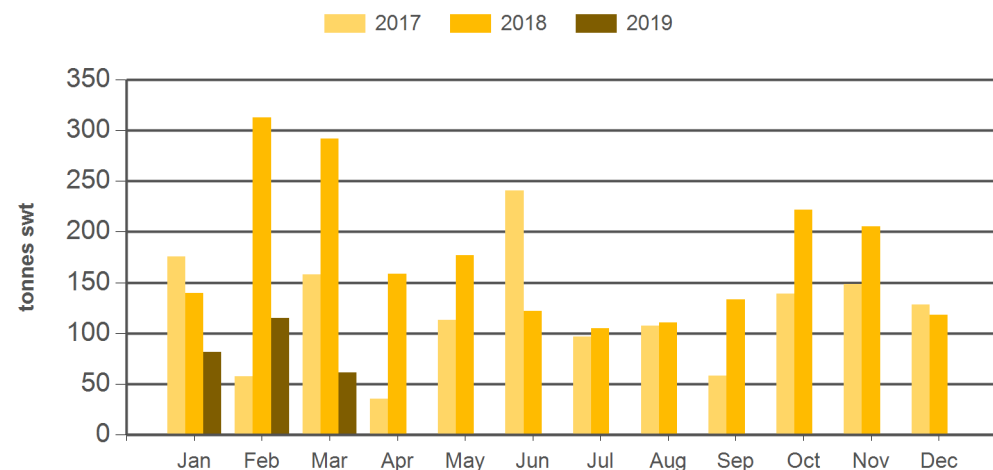
Source: DAWR, Prepared by MLA

Monthly lamb exports to Korea



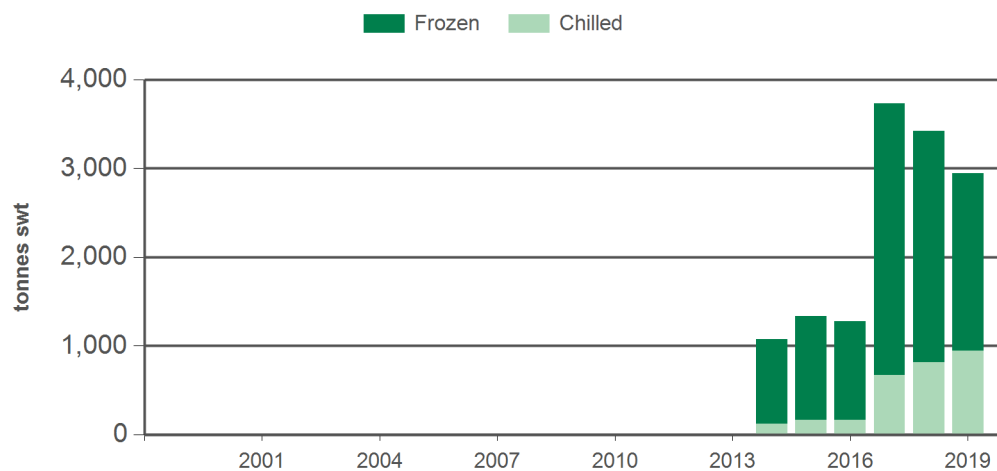
Source: DAWR, Prepared by MLA

Monthly mutton exports to Korea



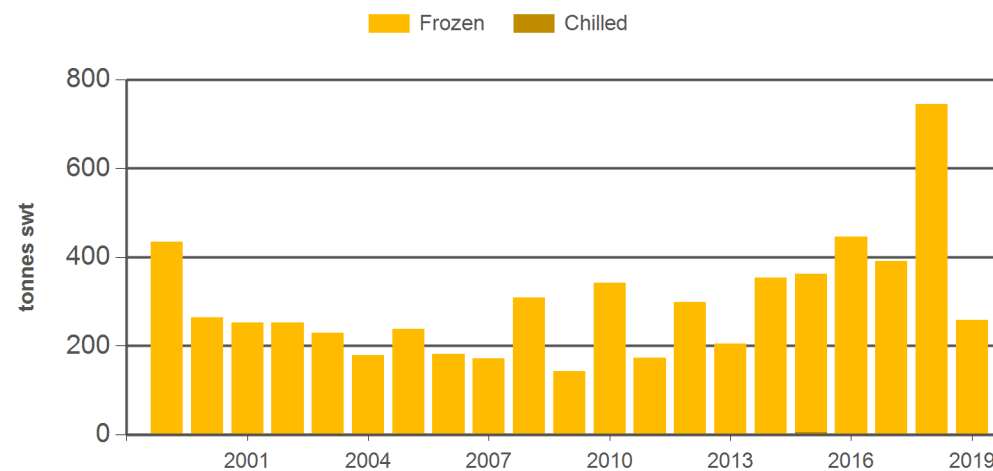
Source: DAWR, Prepared by MLA

Year-to-March lamb exports to Korea



Source: DAWR, Prepared by MLA

Year-to-March mutton exports to Korea



Source: DAWR, Prepared by MLA

Historical sheepmeat exports - Calendar year totals

Volume (tonnes swt)	2004	2005	2006	2007	2008	2009	2010	2011	2012	2013	2014	2015	2016	2017	2018	2019 YTD	Y-O-Y % chg.
Total	683	694	800	776	1,181	703	973	972	950	991	6,114	6,126	1,723	14,235	16,172	3,201	-23
Lamb	0	0	0	0	0	0	0	0	0	0	4,837	4,829	1,277	12,777	14,076	2,943	-14
Mutton	683	694	800	776	1,181	703	973	972	950	991	1,277	1,298	447	1,458	2,096	258	-65

Source: DAWR. YTD = Calendar year-to-March. SWT = Shipped weight. For further information email marketinfo@mla.com.au.

NEED MORE INFORMATION?



Click here for further prices and market information:
<http://www.mla.com.au/prices-markets>



To download all historical data, click here to access MLA's statistics database:
<http://statistics.mla.com.au>



Email marketinfo@mla.com.au to subscribe to this or any other of MLA's market information reports