

12-months ending March

| Volume (tonnes swt) | Chilled | | Frozen | | Total | |
|------------------------|------------------------|--------------|------------------------|--------------|------------------------|--------------|
| | 12-months ending March | Y-O-Y % chg. | 12-months ending March | Y-O-Y % chg. | 12-months ending March | Y-O-Y % chg. |
| Middle East | 76,156 | 22 | 45,192 | -1 | 121,348 | 12 |
| Nth Africa | 0 | | 369 | -35 | 369 | -35 |
| UAE | 19,262 | 4 | 10,869 | 26 | 30,131 | 11 |
| Saudi Arabia | 2,552 | -10 | 11,870 | -27 | 14,423 | -25 |
| TOTAL | 23,019 | 40 | 1,781 | 49 | 24,800 | 41 |
| Jordan | 7,410 | -10 | 2,529 | -24 | 9,939 | -14 |
| Kuwait | 6,185 | 22 | 5,006 | 24 | 11,191 | 23 |
| Bahrain | 3,351 | -15 | 2,714 | -4 | 6,065 | -10 |
| Oman | 508 | 21 | 7,374 | 13 | 7,881 | 14 |
| Iran | 13,852 | 106 | 0 | -100 | 13,852 | 104 |
| Other | 18 | | 3,419 | | 3,437 | |

Calendar year-to-March

| Chilled | | Frozen | | Total | |
|----------|--------------|----------|--------------|----------|--------------|
| 2019 YTD | Y-O-Y % chg. | 2019 YTD | Y-O-Y % chg. | 2019 YTD | Y-O-Y % chg. |
| 18,725 | 16 | 11,358 | -14 | 30,083 | 3 |
| 0 | - | 188 | 257 | 188 | 257 |
| 5,247 | 7 | 2,509 | -1 | 7,757 | 4 |
| 754 | 0 | 3,335 | -38 | 4,089 | -33 |
| 4,167 | -2 | 658 | 95 | 4,825 | 5 |
| 1,569 | -23 | 470 | 10 | 2,039 | -18 |
| 1,520 | 14 | 1,157 | -8 | 2,677 | 3 |
| 801 | -15 | 914 | 34 | 1,715 | 5 |
| 179 | 60 | 1,936 | -8 | 2,116 | -4 |
| 4,478 | 150 | 0 | - | 4,478 | 150 |
| 10 | | 565 | | 574 | |

Month of March

| Chilled | | | Frozen | | | Total | | |
|------------|--------------|--------------|------------|--------------|--------------|------------|--------------|--------------|
| 2019 March | M-O-M % chg. | Y-O-Y % chg. | 2019 March | M-O-M % chg. | Y-O-Y % chg. | 2019 March | M-O-M % chg. | Y-O-Y % chg. |
| 6,442 | 9 | 7 | 3,601 | -5 | -34 | 10,043 | 4 | -12 |
| 0 | - | - | 74 | 0 | 94 | 74 | 0 | 94 |
| 1,879 | 15 | 5 | 955 | 28 | -34 | 2,834 | 19 | -12 |
| 297 | 22 | -8 | 1,019 | -22 | -39 | 1,316 | -15 | -34 |
| 1,008 | -8 | -24 | 221 | -17 | 17 | 1,230 | -10 | -19 |
| 683 | 39 | -20 | 156 | 108 | -22 | 839 | 48 | -20 |
| 498 | 2 | 7 | 286 | -23 | -48 | 784 | -9 | -23 |
| 299 | 22 | -18 | 270 | -17 | -33 | 569 | 0 | -26 |
| 98 | 243 | 264 | 591 | -5 | -23 | 689 | 5 | -13 |
| 1,671 | 1 | 92 | 0 | - | - | 1,671 | 1 | 92 |
| 8 | | | 178 | | | 186 | | |

| | | | | | | |
|--------------|--------|----|-------|-----|--------|-----|
| Middle East | 67,632 | 20 | 9,514 | 1 | 77,145 | 17 |
| Nth Africa | 0 | | 231 | -9 | 231 | -9 |
| UAE | 18,085 | 2 | 3,099 | 73 | 21,185 | 9 |
| Saudi Arabia | 2,544 | -9 | 2,164 | -1 | 4,708 | -6 |
| LAMB | 20,365 | 30 | 443 | 94 | 20,808 | 31 |
| Jordan | 7,353 | -9 | 1,841 | -33 | 9,194 | -15 |
| Kuwait | 5,628 | 14 | 338 | -11 | 5,966 | 12 |
| Bahrain | 130 | -4 | 257 | -57 | 387 | -47 |
| Oman | 475 | 13 | 73 | 23 | 548 | 15 |
| Iran | 13,040 | 98 | 0 | | 13,040 | 98 |
| Other | 11 | | 1,529 | | 1,540 | |

| | | | | | |
|--------|-----|-------|-----|--------|-----|
| 16,798 | 14 | 2,378 | 17 | 19,176 | 14 |
| 0 | - | 62 | 38 | 62 | 38 |
| 5,021 | 9 | 730 | 65 | 5,751 | 14 |
| 746 | -1 | 654 | 110 | 1,400 | 31 |
| 4,083 | -2 | 163 | 208 | 4,246 | 1 |
| 1,555 | -22 | 470 | 13 | 2,025 | -16 |
| 1,365 | 3 | 73 | -20 | 1,438 | 1 |
| 32 | 326 | 81 | -69 | 114 | -58 |
| 175 | 56 | 18 | 182 | 193 | 63 |
| 3,814 | 113 | 0 | - | 3,814 | 113 |
| 7 | | 249 | | 256 | |

| | | | | | | | | |
|-------|-------|-------|-------|-----|-----|-------|--------|-----|
| 5,734 | 10 | 5 | 1,051 | 52 | -1 | 6,785 | 15 | 4 |
| 0 | - | - | 39 | 79 | 29 | 39 | 79 | 29 |
| 1,801 | 15 | 8 | 375 | 52 | 27 | 2,176 | 20 | 11 |
| 291 | 20 | -10 | 298 | 48 | 97 | 589 | 33 | 25 |
| 952 | -11 | -27 | 60 | 0 | 93 | 1,011 | -11 | -24 |
| 683 | 43 | -16 | 156 | 108 | -16 | 839 | 52 | -16 |
| 455 | 5 | -2 | 13 | -51 | -11 | 468 | 2 | -2 |
| 21 | 2,195 | 1,056 | 75 | - | -63 | 96 | 10,404 | -53 |
| 95 | 248 | 254 | 7 | -22 | - | 102 | 178 | 281 |
| 1,431 | 3 | 65 | 0 | - | - | 1,431 | 3 | 65 |
| 6 | | | 107 | | | 112 | | |

12-months ending March

| Volume (tonnes swt) | Chilled | | Frozen | | Total | |
|------------------------|------------------------|--------------|------------------------|--------------|------------------------|--------------|
| | 12-months ending March | Y-O-Y % chg. | 12-months ending March | Y-O-Y % chg. | 12-months ending March | Y-O-Y % chg. |
| Middle East | 8,525 | 45 | 35,678 | -2 | 44,203 | 4 |
| Nth Africa | 0 | | 139 | -56 | 139 | -56 |
| UAE | 1,176 | 27 | 7,769 | 14 | 8,946 | 16 |
| Saudi Arabia | 8 | -35 | 9,706 | -31 | 9,715 | -31 |
| Qatar | 2,653 | 242 | 1,338 | 38 | 3,992 | 129 |
| Jordan | 57 | -39 | 688 | 21 | 744 | 13 |
| Kuwait | 557 | 313 | 4,668 | 27 | 5,225 | 37 |
| Bahrain | 3,221 | -15 | 2,457 | 10 | 5,678 | -6 |
| Oman | 33 | 4,853 | 7,300 | 13 | 7,333 | 14 |
| Iran | 812 | 457 | 0 | -100 | 812 | 275 |
| Other | 7 | | 1,890 | | 1,897 | |

Calendar year-to-March

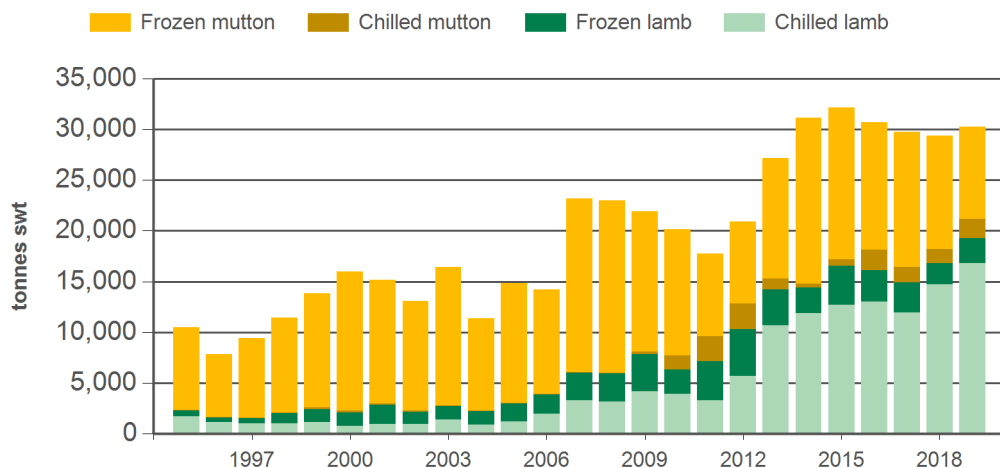
| Chilled | | Frozen | | Total | |
|----------|--------------|----------|--------------|----------|--------------|
| 2019 YTD | Y-O-Y % chg. | 2019 YTD | Y-O-Y % chg. | 2019 YTD | Y-O-Y % chg. |
| 1,927 | 39 | 8,980 | -20 | 10,907 | -13 |
| 0 | - | 126 | 1,498 | 126 | 1,498 |
| 226 | -25 | 1,779 | -15 | 2,005 | -16 |
| 8 | 584 | 2,681 | -47 | 2,689 | -47 |
| 84 | 6 | 495 | 74 | 579 | 59 |
| 14 | -77 | 0 | - | 14 | -81 |
| 155 | 9,469 | 1,084 | -7 | 1,239 | 6 |
| 769 | -18 | 833 | 99 | 1,602 | 18 |
| 4 | - | 1,918 | -8 | 1,922 | -8 |
| 664 | - | 0 | - | 664 | - |
| 3 | | 315 | | 318 | |

Month of March

| Chilled | | | Frozen | | | Total | | |
|------------|--------------|--------------------|------------|--------------|--------------|------------|--------------|--------------|
| 2019 March | M-O-M % chg. | Y-O-Y % chg. | 2019 March | M-O-M % chg. | Y-O-Y % chg. | 2019 March | M-O-M % chg. | Y-O-Y % chg. |
| 708 | 5 | 29 | 2,550 | -18 | -42 | 3,258 | -14 | -34 |
| 0 | - | - | 35 | -33 | 344 | 35 | -33 | 344 |
| 78 | 10 | -35 | 581 | 17 | -49 | 658 | 16 | -48 |
| 6 | 230 | 13,16 ^a | 721 | -34 | -53 | 727 | -34 | -52 |
| 57 | 127 | 106 | 162 | -23 | 2 | 219 | -7 | 17 |
| 0 | - | - | 0 | - | - | 0 | - | - |
| 44 | -17 | 4,582 | 273 | -21 | -49 | 316 | -20 | -41 |
| 278 | 14 | -24 | 195 | -40 | -3 | 473 | -17 | -16 |
| 3 | 121 | - | 584 | -5 | -24 | 587 | -5 | -23 |
| 240 | -10 | - | 0 | - | - | 240 | -10 | - |
| 3 | | | 71 | | | 74 | | |

Source: DAWR. SWT = Shipped weight. YTD = Calendar year-to-March. Y-O-Y = Year-on-year. M-O-M = Month-on-month. MENA = Middle East & North African countries. For further information email marketinfo@mla.com.au.

Year-to-March sheepmeat exports to MENA



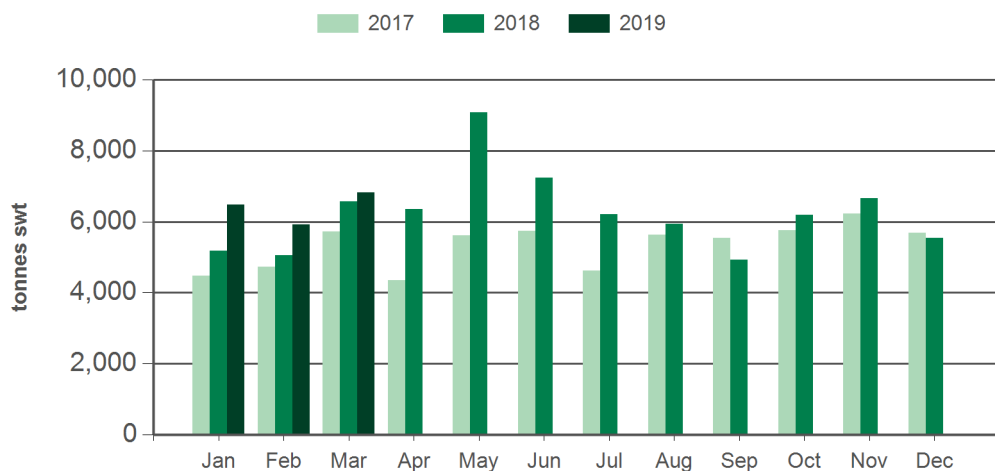
Source: DAWR, Prepared by MLA

AUD/USD



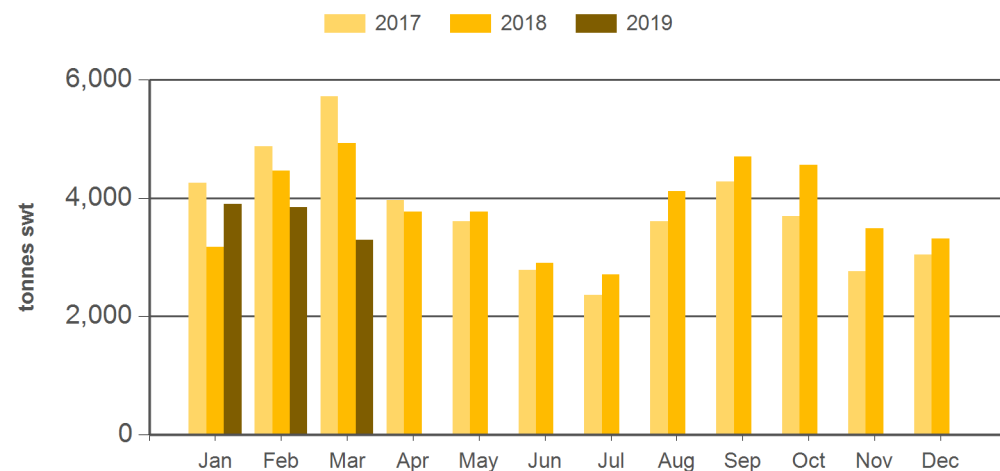
Source: xe.com, Prepared by MLA

Monthly lamb exports to MENA



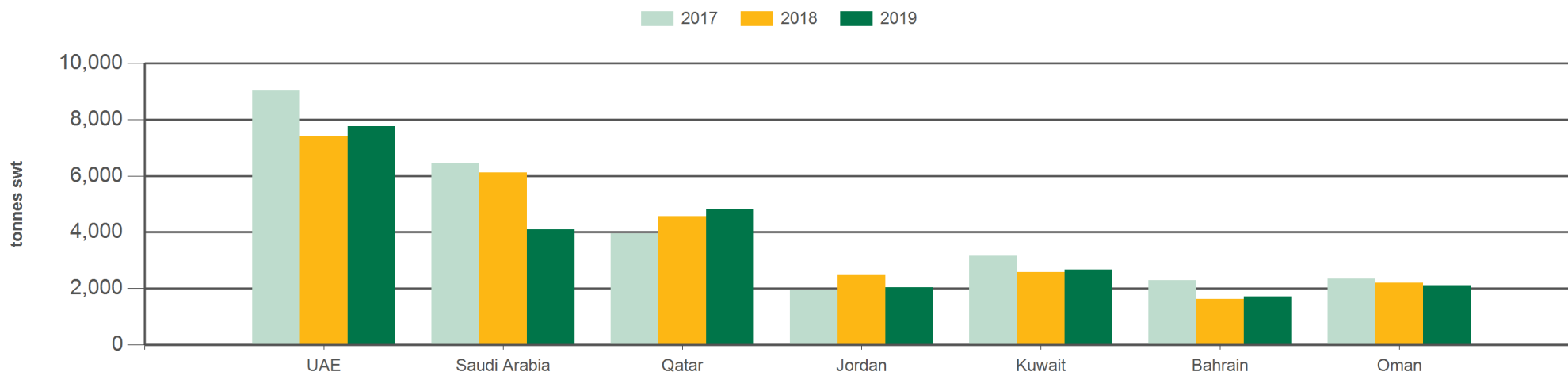
Source: DAWR, Prepared by MLA

Monthly mutton exports to MENA



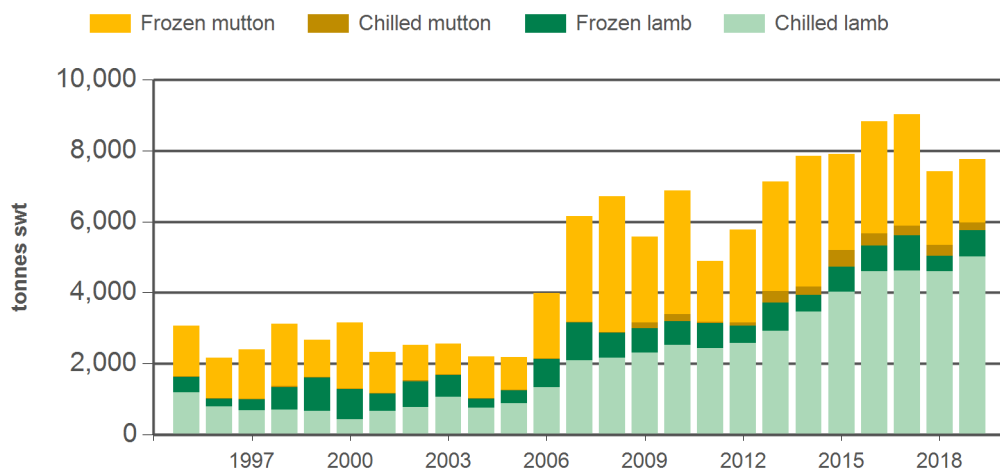
Source: DAWR, Prepared by MLA

Year-to-March sheepmeat exports



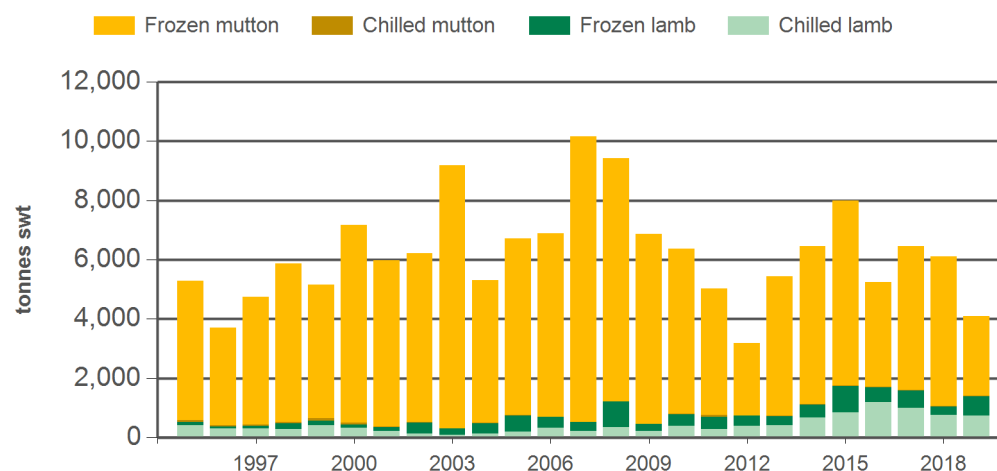
Source: DAWR, Prepared by MLA

Year-to-March sheepmeat exports to the UAE



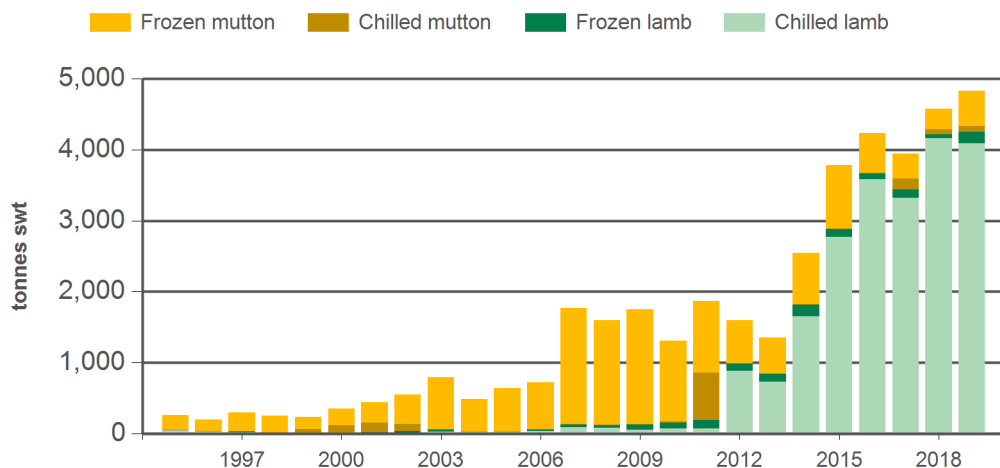
Source: DAWR, Prepared by MLA

Year-to-March sheepmeat exports to Saudi Arabia



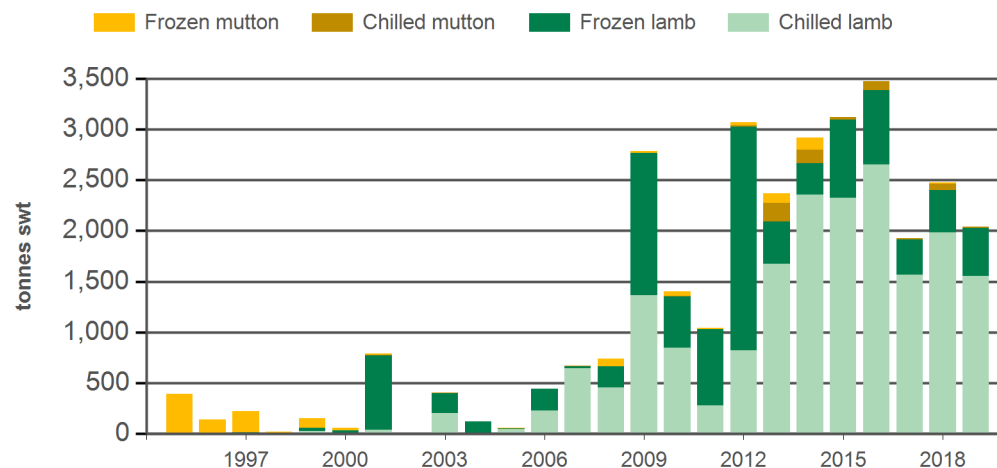
Source: DAWR, Prepared by MLA

Year-to-March sheepmeat exports to Qatar



Source: DAWR, Prepared by MLA

Year-to-March sheepmeat exports to Jordan



Source: DAWR, Prepared by MLA

Historical sheepmeat exports - Calendar year totals

| Volume (tonnes swt) | 2004 | 2005 | 2006 | 2007 | 2008 | 2009 | 2010 | 2011 | 2012 | 2013 | 2014 | 2015 | 2016 | 2017 | 2018 | 2019 YTD | Y-O-Y % chg. |
|---------------------|--------|--------|--------|--------|--------|--------|--------|--------|--------|---------|---------|---------|---------|---------|---------|----------|--------------|
| Middle East | 39,408 | 50,104 | 60,776 | 70,878 | 76,106 | 87,919 | 79,551 | 74,542 | 98,523 | 100,688 | 117,080 | 117,294 | 109,016 | 108,247 | 120,581 | 30,083 | 3 |
| Nth Africa | 12,206 | 8,148 | 7,406 | 7,178 | 9,019 | 5,072 | 1,729 | 801 | 3,901 | 4,979 | 5,097 | 2,660 | 2,000 | 737 | 234 | 188 | 257 |
| UAE | 9,801 | 12,069 | 19,635 | 22,760 | 26,159 | 25,601 | 23,346 | 21,373 | 24,331 | 26,128 | 30,067 | 28,980 | 30,533 | 28,806 | 29,800 | 7,757 | 4 |
| Saudi Arabia | 22,523 | 26,298 | 27,112 | 25,063 | 23,513 | 23,813 | 14,986 | 15,571 | 16,620 | 16,544 | 23,664 | 23,515 | 18,117 | 19,464 | 16,443 | 4,089 | -33 |
| Qatar | 2,247 | 3,278 | 4,650 | 6,560 | 6,698 | 5,903 | 5,013 | 6,157 | 8,461 | 7,981 | 12,798 | 16,760 | 18,254 | 16,963 | 24,548 | 4,825 | 5 |
| Jordan | 324 | 1,291 | 1,973 | 3,484 | 5,264 | 13,456 | 8,722 | 9,539 | 13,972 | 13,801 | 15,714 | 15,631 | 12,956 | 10,967 | 10,375 | 2,039 | -18 |
| Kuwait | 2,828 | 4,470 | 4,456 | 7,128 | 7,190 | 9,880 | 5,356 | 5,924 | 8,732 | 9,126 | 8,955 | 9,561 | 8,291 | 9,686 | 11,103 | 2,677 | 3 |
| Bahrain | 105 | 64 | 82 | 111 | 144 | 1,160 | 5,937 | 7,385 | 9,643 | 13,363 | 11,987 | 8,040 | 8,444 | 7,423 | 5,978 | 1,715 | 5 |
| Other | 13,787 | 10,783 | 10,273 | 12,950 | 16,158 | 13,178 | 17,920 | 9,394 | 20,666 | 18,724 | 18,992 | 17,467 | 14,422 | 15,677 | 22,568 | 7,168 | |

Source: DAWR. SWT = Shipped weight. YTD = Calendar year-to-March. Y-O-Y = Year-on-year. For further information email marketinfo@mla.com.au.