

12-months ending March

Volume (tonnes swt)	Chilled		Frozen		Total	
	12-months ending March	Y-O-Y % chg.	12-months ending March	Y-O-Y % chg.	12-months ending March	Y-O-Y % chg.
Total	38,030	18	123,013	-4	161,043	1
Grainfed	27,542	17	36,065	17	63,606	17
Grassfed	10,489	22	86,948	-10	97,437	-8

Calendar year-to-March

Chilled		Frozen		Total	
2021 YTD	Y-O-Y % chg.	2021 YTD	Y-O-Y % chg.	2021 YTD	Y-O-Y % chg.
9,230	25	26,982	-6	36,213	1
6,564	20	9,375	32	15,939	27
2,667	42	17,607	-18	20,274	-14

Month of March

Chilled			Frozen			Total		
2021 March	M-O-M % chg.	Y-O-Y % chg.	2021 March	M-O-M % chg.	Y-O-Y % chg.	2021 March	M-O-M % chg.	Y-O-Y % chg.
3,373	-6	29	12,309	44	18	15,682	29	20
2,211	-15	12	3,571	1	49	5,781	-6	33
1,162	19	78	8,738	75	8	9,900	66	13

12-months ending February

Value ('000 A\$ FOB)	Chilled		Frozen		Total	
	12-months ending February	Y-O-Y % chg.	12-months ending February	Y-O-Y % chg.	12-months ending February	Y-O-Y % chg.
Total	508,419	11	961,044	-5	1,481,800	1
Boneless	455,568	8	714,021	-11	1,211,470	-1
Bone-in	35,855	5	216,000	-	256,459	3
Carcase	-	-100	617	3,360	798	284

Calendar year-to-February

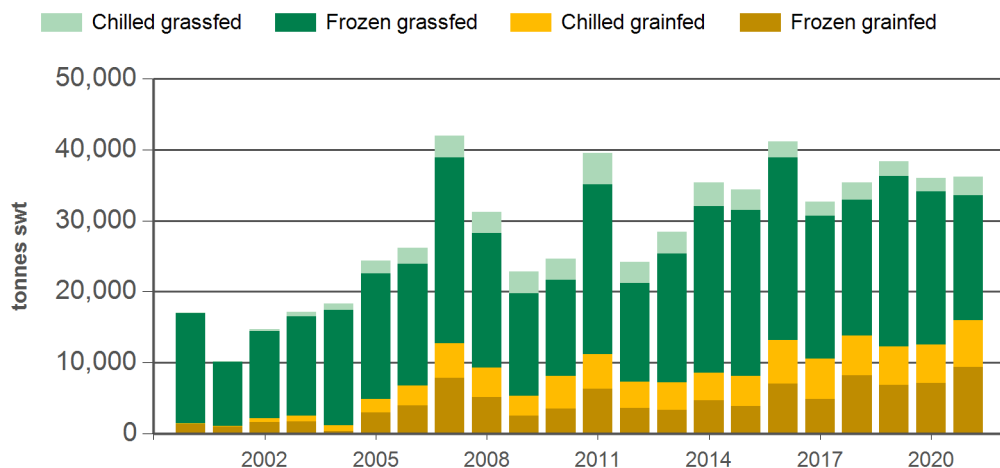
Chilled		Frozen		Total	
2021 YTD	Y-O-Y % chg.	2021 YTD	Y-O-Y % chg.	2021 YTD	Y-O-Y % chg.
101,341	61	141,140	-4	245,975	17
72,406	22	88,028	-22	197,866	15
6,505	68	24,121	-27	34,608	-7
-	-	248	-	428	-

Month of February

Chilled			Frozen			Total		
2021 February	M-O-M % chg.	Y-O-Y % chg.	2021 February	M-O-M % chg.	Y-O-Y % chg.	2021 February	M-O-M % chg.	Y-O-Y % chg.
51,871	5	38	93,358	95	10	148,723	53	22
40,398	26	14	50,653	36	-25	128,483	85	25
2,363	-43	12	13,714	32	-21	20,059	38	3
-	-	-	-	-	-	181	-27	Infinite

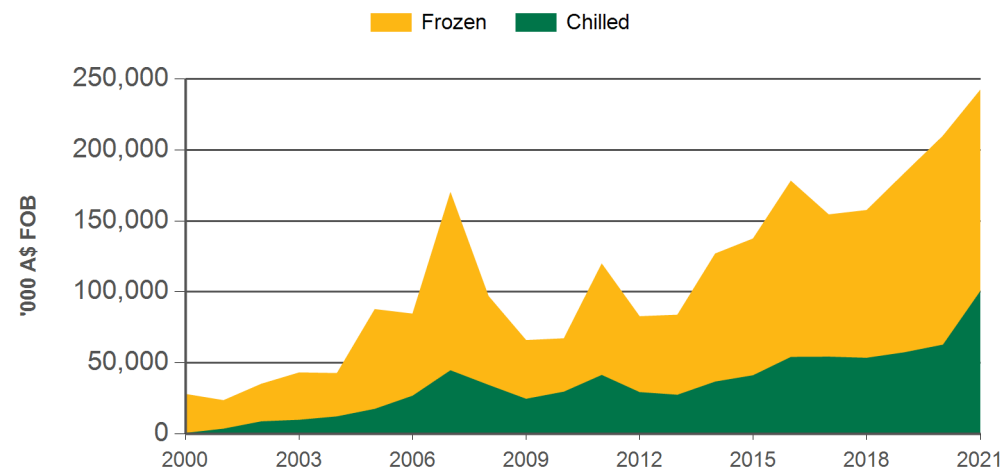
Source: DAWR, ABS. SWT = Shipped weight. Volume YTD = Calendar year-to-March. Value YTD = Calendar year-to-February. Y-O-Y = Year-on-year. M-O-M = Month-on-month. Grainfed is the prefix for grainfed beef. Grassfed is the prefix for grassfed beef. For further information email globalindustryinsights@mla.com.au.

Year-to-March beef exports to South Korea - volume



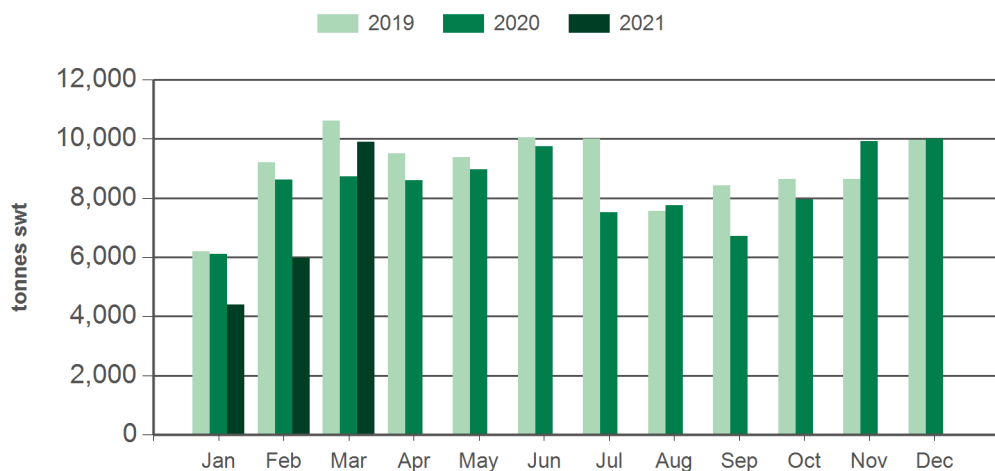
Source: DAWR, Prepared by MLA

Year-to-February beef exports to South Korea - value



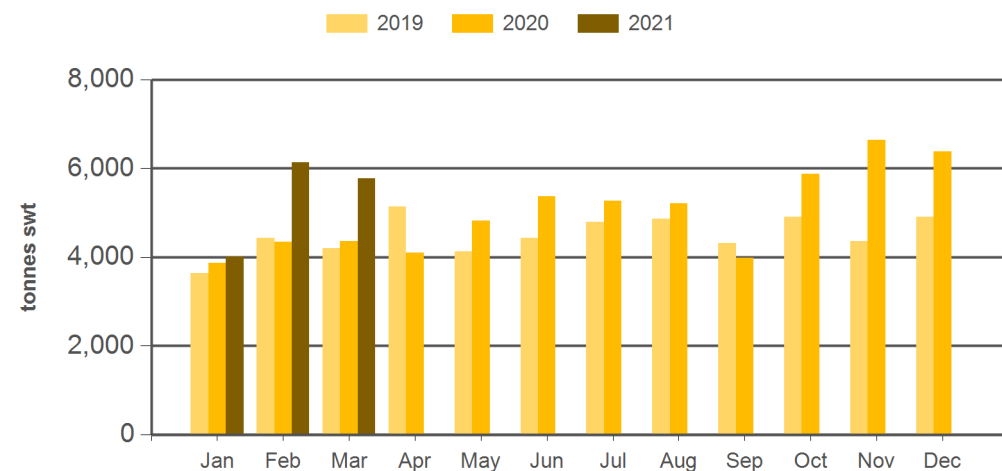
Source: ABS, Prepared by MLA

Monthly grassfed beef exports to South Korea



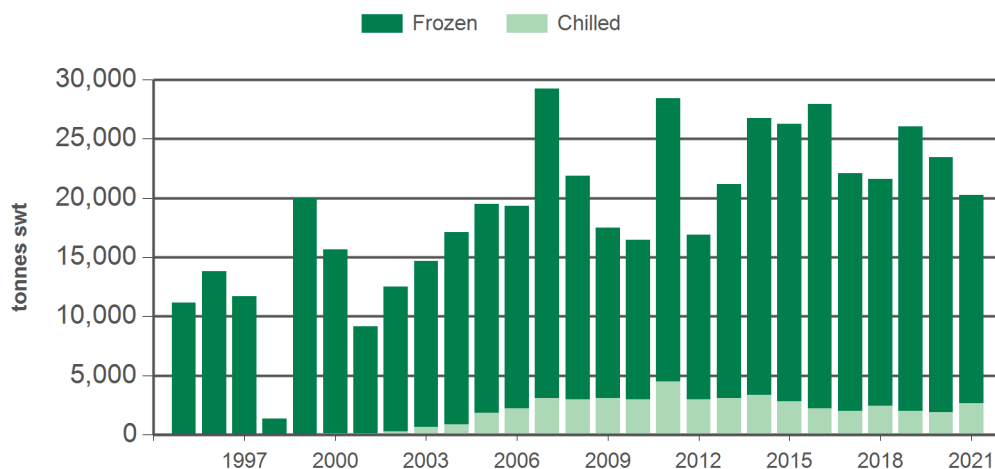
Source: DAWR, Prepared by MLA

Monthly grainfed beef exports to South Korea



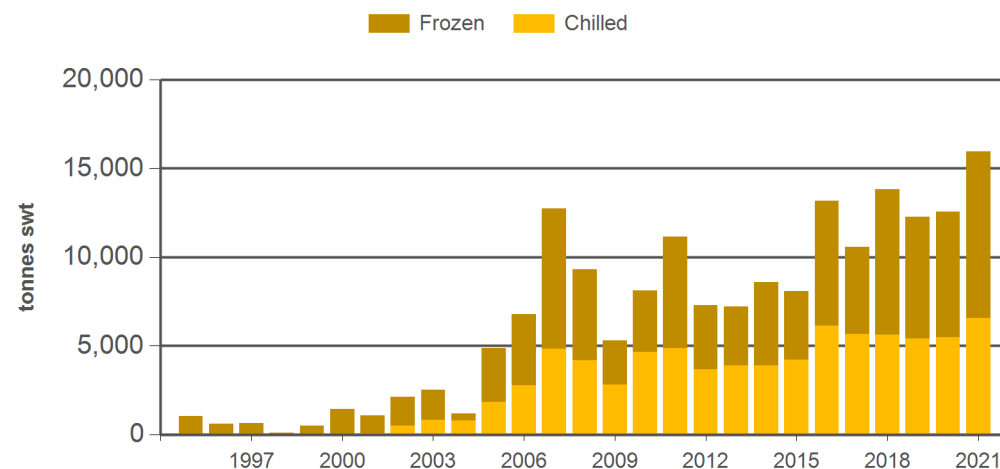
Source: DAWR, Prepared by MLA

Year-to-March grassfed beef exports to South Korea



Source: DAWR, Prepared by MLA

Year-to-March grainfed beef exports to South Korea



Source: DAWR, Prepared by MLA

Historical beef exports - Calendar year totals

Volume (tonnes swt)	2006	2007	2008	2009	2010	2011	2012	2013	2014	2015	2016	2017	2018	2019	2020	2021 YTD	Y-O-Y % chg.
Total	149,663	148,933	127,207	115,482	124,161	146,347	125,957	144,365	150,918	166,588	179,854	148,552	170,373	162,344	160,850	36,213	1
Grainfed	41,205	41,526	31,581	27,157	34,151	38,762	31,332	31,020	35,640	44,203	55,756	53,564	57,598	54,144	60,239	15,939	27
Grassfed	108,458	107,407	95,626	88,325	90,009	107,585	94,625	113,345	115,278	122,385	124,098	94,987	112,775	108,199	100,611	20,274	-14

Source: DAWR. SWT = Shipped weight. YTD = Calendar year-to-March. Y-O-Y = Year-on-year. For further information email globalindustryinsights@mla.com.au.