

12-months ending March

Volume (tonnes swt)	Chilled		Frozen		Total	
	12-months ending March	Y-O-Y % chg.	12-months ending March	Y-O-Y % chg.	12-months ending March	Y-O-Y % chg.
Total	5,429	-15	5,601	-37	11,030	-28
Lamb	5,391	-15	2,549	-38	7,940	-24
Mutton	37	-60	3,052	-37	3,089	-37

Calendar year-to-March

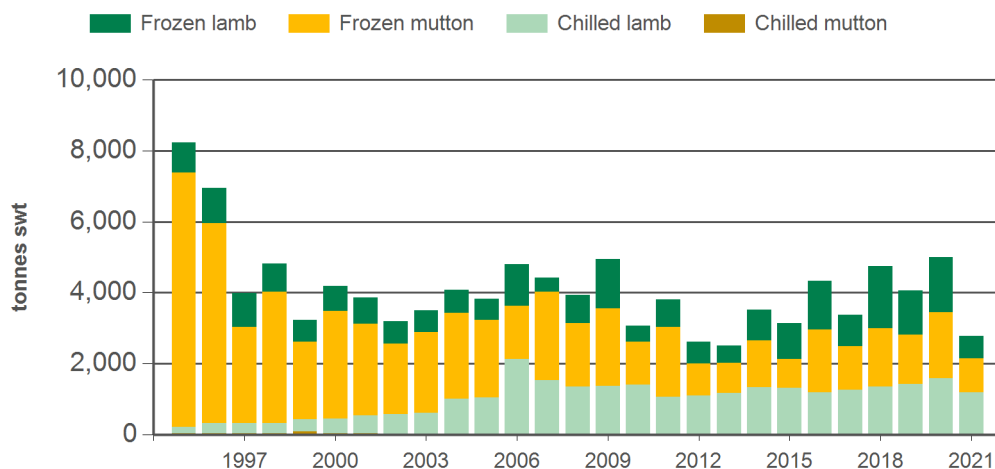
Chilled		Frozen		Total	
2021 YTD	Y-O-Y % chg.	2021 YTD	Y-O-Y % chg.	2021 YTD	Y-O-Y % chg.
1,195	-25	1,589	-53	2,783	-44
1,189	-24	627	-60	1,816	-42
6	-64	961	-48	967	-48

Month of March

Chilled			Frozen			Total		
2021 March	M-O-M % chg.	Y-O-Y % chg.	2021 March	M-O-M % chg.	Y-O-Y % chg.	2021 March	M-O-M % chg.	Y-O-Y % chg.
576	63	-8	592	2	-51	1,167	25	-37
572	63	-8	360	138	-56	932	85	-35
4	120	-40	232	-46	-41	236	-45	-41

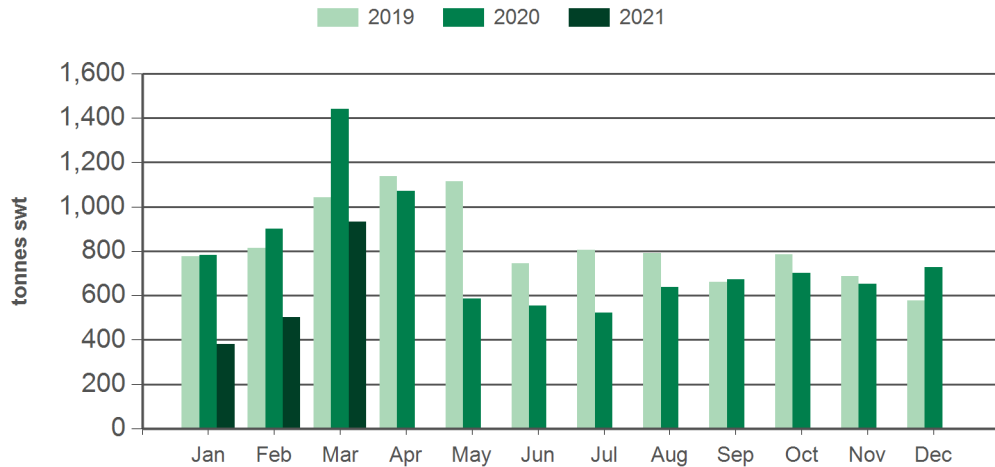
Source: DAWR. YTD = Calendar year-to-March. Y-O-Y = Year-on-year. M-O-M = Month-on-month. SWT = Shipped weight. For further information email globalindustryinsights@mla.com.au.

Year-to-March sheepmeat exports to Japan



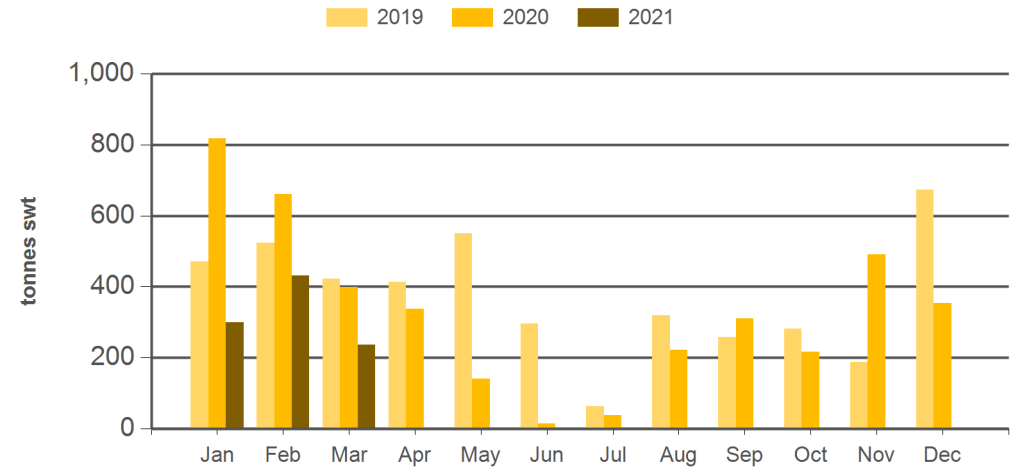
Source: DAWR, Prepared by MLA

Monthly lamb exports to Japan



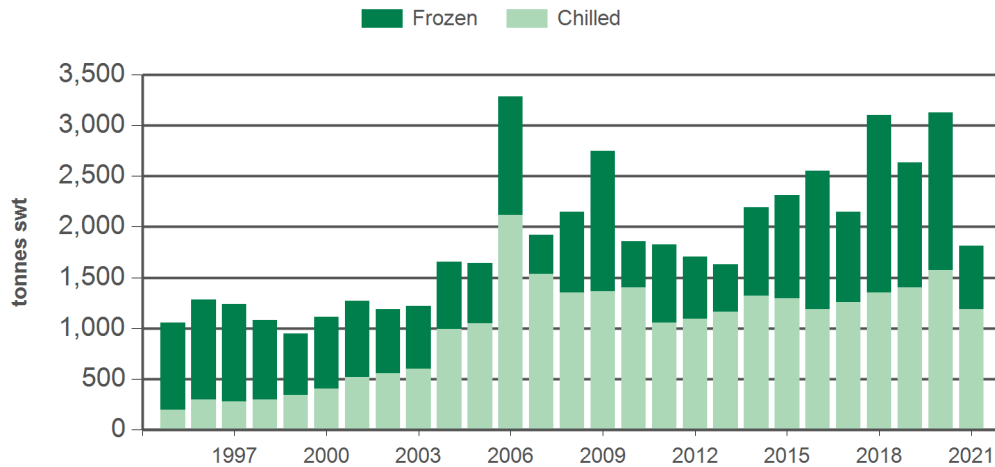
Source: DAWR, Prepared by MLA

Monthly mutton exports to Japan



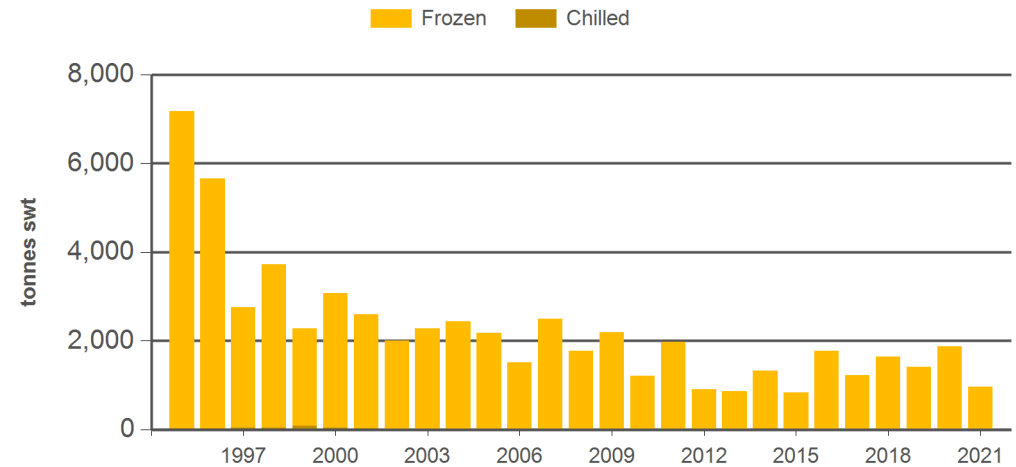
Source: DAWR, Prepared by MLA

Year-to-March lamb exports to Japan



Source: DAWR, Prepared by MLA

Year-to-March mutton exports to Japan



Source: DAWR, Prepared by MLA

Historical sheepmeat exports - Calendar year totals

Volume (tonnes swt)	2006	2007	2008	2009	2010	2011	2012	2013	2014	2015	2016	2017	2018	2019	2020	2021 YTD	Y-O-Y % chg.
Total	18,698	15,498	16,962	13,939	11,474	11,885	10,851	11,484	15,243	11,711	13,222	12,820	15,292	14,398	13,247	2,783	-44
Lamb	11,879	8,515	9,876	8,338	7,689	7,381	7,687	7,697	10,127	7,977	8,640	8,345	9,988	9,940	9,249	1,816	-42
Mutton	6,819	6,983	7,086	5,602	3,785	4,505	3,164	3,787	5,116	3,733	4,582	4,475	5,304	4,457	3,998	967	-48

Source: DAWR. YTD = Calendar year-to-March. SWT = Shipped weight. For further information email globalindustryinsights@mla.com.au.

NEED MORE INFORMATION?



Click here for further prices and market information:
<http://www.mla.com.au/prices-markets>



To download all historical data, click here to access MLA's statistics database:
<http://statistics.mla.com.au>



Email marketinfo@mla.com.au to subscribe to this or any other of MLA's market information reports