

12-months ending March

Volume (tonnes swt)	Chilled		Frozen		Total	
	12-months ending March	Y-O-Y % chg.	12-months ending March	Y-O-Y % chg.	12-months ending March	Y-O-Y % chg.
Total	5,148	26	10,297	-15	15,444	-5
Lamb	5,148	26	8,694	-14	13,842	-2
Mutton	-	-100	1,602	-21	1,602	-21

Calendar year-to-March

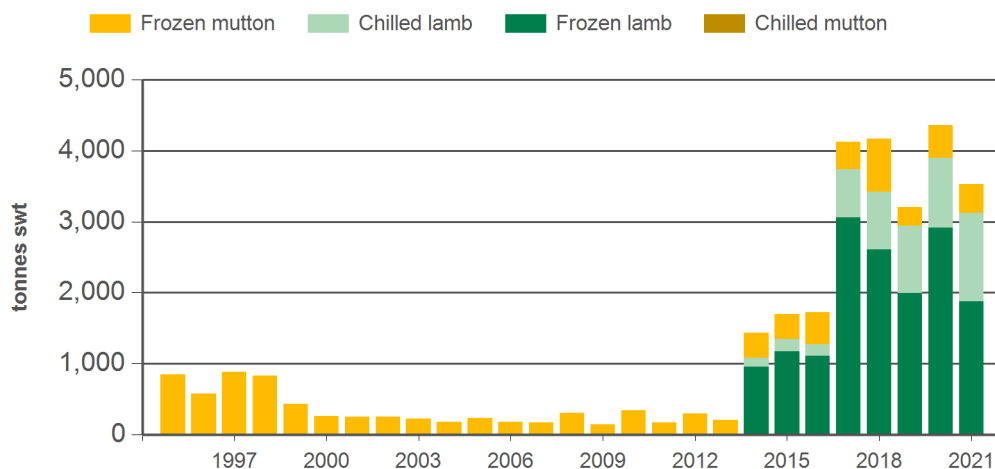
Chilled		Frozen		Total	
2021 YTD	Y-O-Y % chg.	2021 YTD	Y-O-Y % chg.	2021 YTD	Y-O-Y % chg.
1,245	27	2,283	-32	3,528	-19
1,245	27	1,879	-36	3,124	-20
-	-	404	-12	404	-12

Month of March

Chilled			Frozen			Total		
2021 March	M-O-M % chg.	Y-O-Y % chg.	2021 March	M-O-M % chg.	Y-O-Y % chg.	2021 March	M-O-M % chg.	Y-O-Y % chg.
600	59	152	783	-25	33	1,383	-3	67
600	59	152	643	-28	16	1,243	-2	57
-	-	-	140	-8	321	140	-8	321

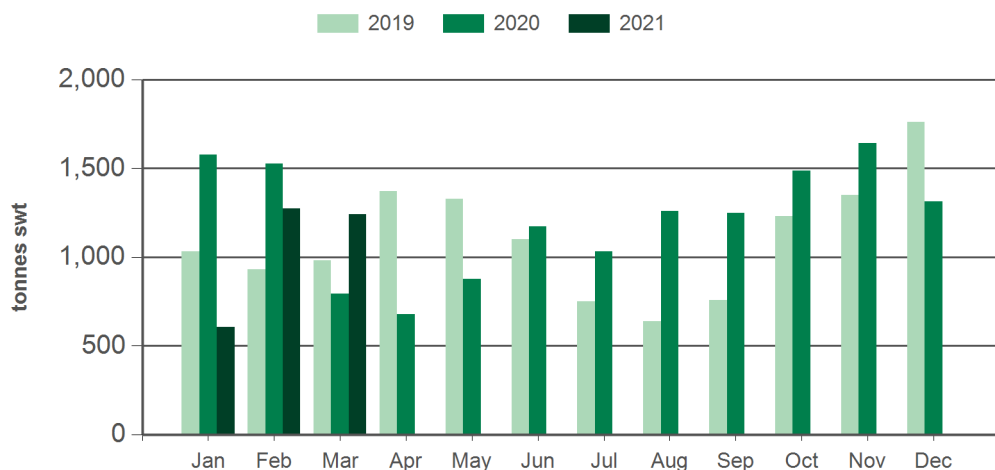
Source: DAWR. YTD = Calendar year-to-March. Y-O-Y = Year-on-year. M-O-M = Month-on-month. SWT = Shipped weight. For further information email globalindustryinsights@mla.com.au.

Year-to-March sheepmeat exports to Korea



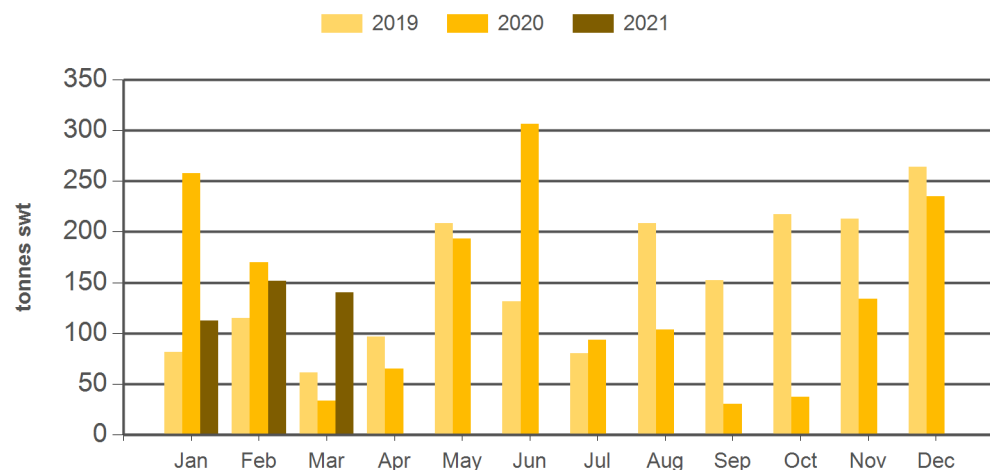
Source: DAWR, Prepared by MLA

Monthly lamb exports to Korea



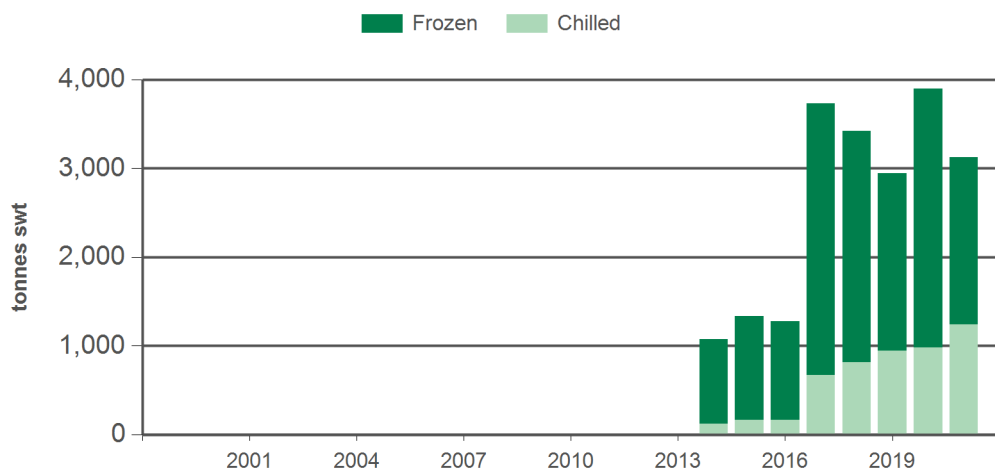
Source: DAWR, Prepared by MLA

Monthly mutton exports to Korea



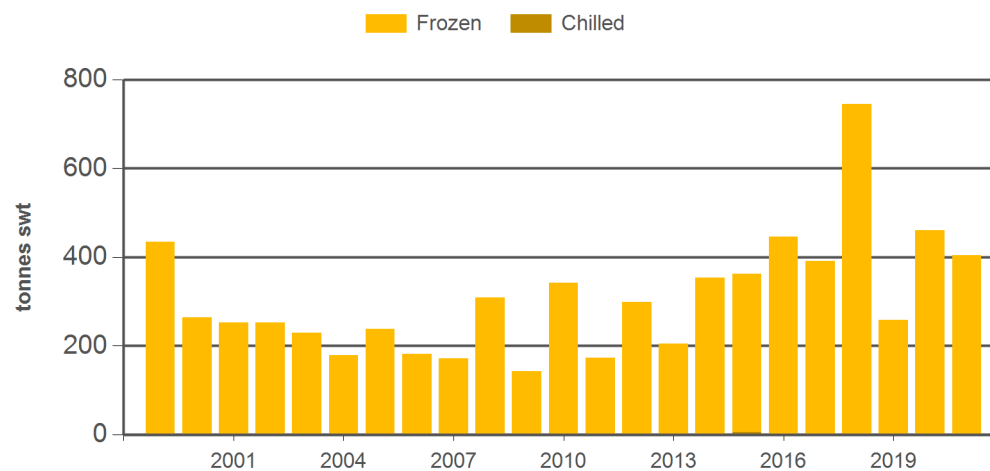
Source: DAWR, Prepared by MLA

Year-to-March lamb exports to Korea



Source: DAWR, Prepared by MLA

Year-to-March mutton exports to Korea



Source: DAWR, Prepared by MLA

Historical sheepmeat exports - Calendar year totals

Volume (tonnes swt)	2006	2007	2008	2009	2010	2011	2012	2013	2014	2015	2016	2017	2018	2019	2020	2021 YTD	Y-O-Y % chg.
Total	800	776	1,181	703	973	972	950	991	6,114	6,126	1,723	14,235	16,172	15,059	16,275	3,528	-19
Lamb	0	0	0	0	0	0	0	0	4,837	4,829	1,277	12,777	14,076	13,230	14,616	3,124	-20
Mutton	800	776	1,181	703	973	972	950	991	1,277	1,298	447	1,458	2,096	1,829	1,659	404	-12

Source: DAWR. YTD = Calendar year-to-March. SWT = Shipped weight. For further information email globalindustryinsights@mla.com.au.

NEED MORE INFORMATION?



Click here for further prices and market information:
<http://www.mla.com.au/prices-markets>



To download all historical data, click here to access MLA's statistics database:
<http://statistics.mla.com.au>



Email marketinfo@mla.com.au to subscribe to this or any other of MLA's market information reports