

12-months ending March

| Volume (tonnes swt) | Chilled | | Frozen | | Total | |
|------------------------|------------------------|--------------|------------------------|--------------|------------------------|--------------|
| | 12-months ending March | Y-O-Y % chg. | 12-months ending March | Y-O-Y % chg. | 12-months ending March | Y-O-Y % chg. |
| TOTAL | | | | | | |
| Nth America | 40,892 | 25 | 40,429 | -31 | 81,320 | -11 |
| US | 36,406 | 26 | 34,793 | -31 | 71,199 | -10 |
| Canada | 4,486 | 17 | 4,926 | -12 | 9,412 | - |
| Mexico | - | | 710 | -68 | 710 | -68 |

| | | | | | | |
|-------------|--------|----|--------|-----|--------|-----|
| LAMB | | | | | | |
| Nth America | 40,880 | 25 | 26,920 | -20 | 67,800 | 2 |
| US | 36,395 | 26 | 22,075 | -23 | 58,470 | 2 |
| Canada | 4,486 | 17 | 4,383 | 4 | 8,868 | 11 |
| Mexico | - | | 461 | -44 | 461 | -44 |

| | | | | | | |
|---------------|----|-------|--------|-----|--------|-----|
| MUTTON | | | | | | |
| Nth America | 11 | 84,98 | 13,509 | -45 | 13,520 | -45 |
| US | 11 | 84,98 | 12,717 | -41 | 12,729 | -41 |
| Canada | - | | 544 | -62 | 544 | -62 |
| Mexico | - | | 248 | -82 | 248 | -82 |

Calendar year-to-March

| Chilled | | Frozen | | Total | |
|----------|--------------|----------|--------------|----------|--------------|
| 2021 YTD | Y-O-Y % chg. | 2021 YTD | Y-O-Y % chg. | 2021 YTD | Y-O-Y % chg. |
| 10,817 | 11 | 10,432 | -47 | 21,250 | -28 |
| 9,588 | 10 | 9,276 | -47 | 18,864 | -28 |
| 1,230 | 16 | 1,033 | -42 | 2,262 | -20 |
| - | - | 124 | -66 | 124 | -66 |

| | | | | | |
|--------|----|-------|-----|--------|-----|
| 10,817 | 11 | 6,205 | -36 | 17,022 | -12 |
| 9,588 | 10 | 5,192 | -37 | 14,780 | -13 |
| 1,230 | 16 | 964 | -22 | 2,194 | -4 |
| - | - | 49 | -66 | 49 | -66 |

| | | | | | |
|---|------|-------|-----|-------|-----|
| - | -100 | 4,228 | -58 | 4,228 | -58 |
| - | -100 | 4,084 | -56 | 4,084 | -56 |
| - | | 68 | -87 | 68 | -87 |
| - | | 75 | -66 | 75 | -66 |

Month of March

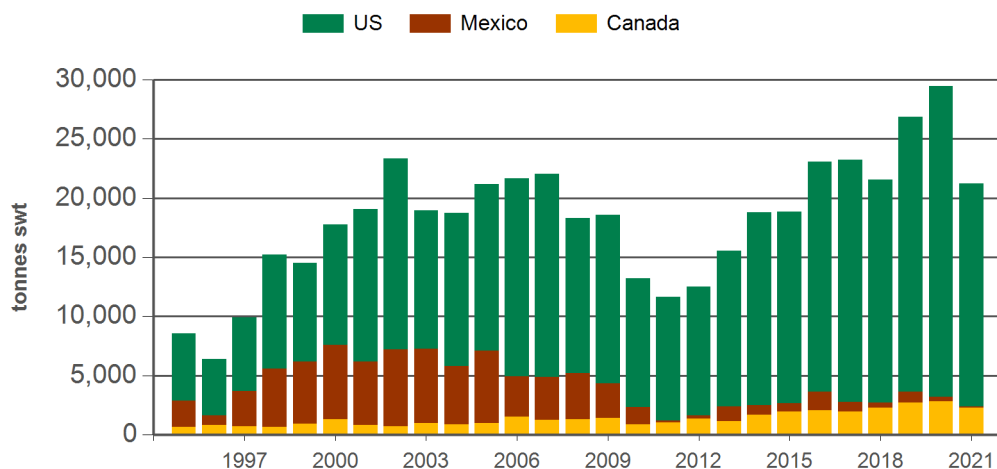
| Chilled | | | Frozen | | | Total | | |
|------------|--------------|--------------|------------|--------------|--------------|------------|--------------|--------------|
| 2021 March | M-O-M % chg. | Y-O-Y % chg. | 2021 March | M-O-M % chg. | Y-O-Y % chg. | 2021 March | M-O-M % chg. | Y-O-Y % chg. |
| 3,977 | -4 | 30 | 4,871 | 62 | -17 | 8,848 | 24 | -1 |
| 3,552 | -4 | 32 | 4,305 | 54 | -16 | 7,857 | 21 | - |
| 425 | -6 | 20 | 468 | 125 | -18 | 893 | 35 | -4 |
| - | - | - | 99 | - | -33 | 99 | - | -33 |

| | | | | | | | | |
|-------|----|----|-------|-----|-----|-------|----|-----|
| 3,977 | -4 | 30 | 2,905 | 63 | -9 | 6,882 | 16 | 10 |
| 3,552 | -4 | 32 | 2,388 | 52 | -12 | 5,940 | 13 | 10 |
| 425 | -6 | 20 | 468 | 125 | 11 | 893 | 35 | 15 |
| - | - | - | 49 | - | -34 | 49 | - | -34 |

| | | | | | | | | |
|---|---|---|-------|----|-----|-------|----|-----|
| - | - | - | 1,967 | 62 | -26 | 1,967 | 62 | -26 |
| - | - | - | 1,917 | 58 | -21 | 1,917 | 58 | -21 |
| - | - | - | - | - | - | - | - | - |
| - | - | - | 50 | - | -33 | 50 | - | -33 |

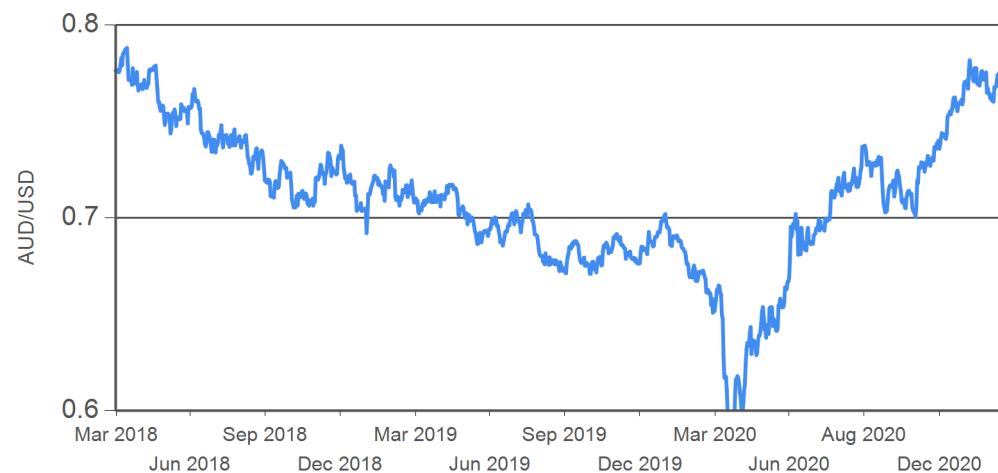
Source: DAWR. SWT = Shipped weight. YTD = Calendar year-to-March. Y-O-Y = Year-on-year. M-O-M = Month-on-month. For further information email globalindustryinsights@mla.com.au.

Year-to-March lamb exports to North America



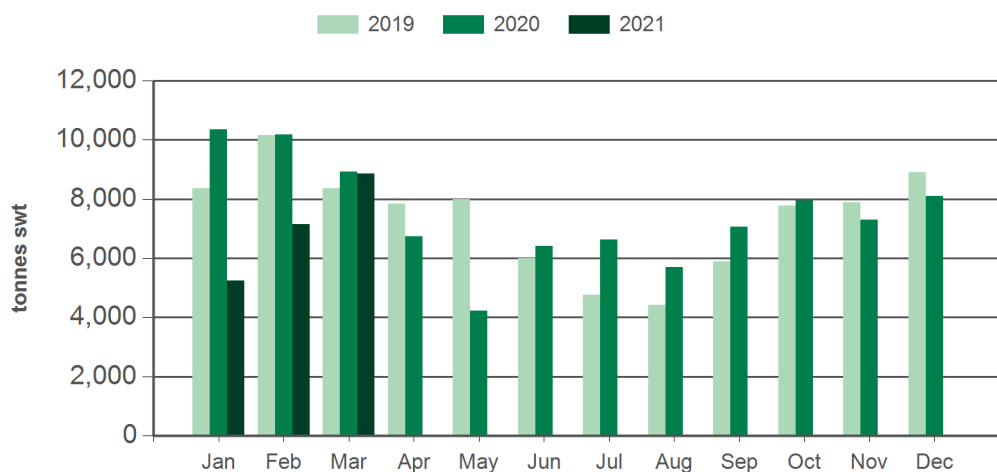
Source: DAWR, Prepared by MLA

AUD/USD



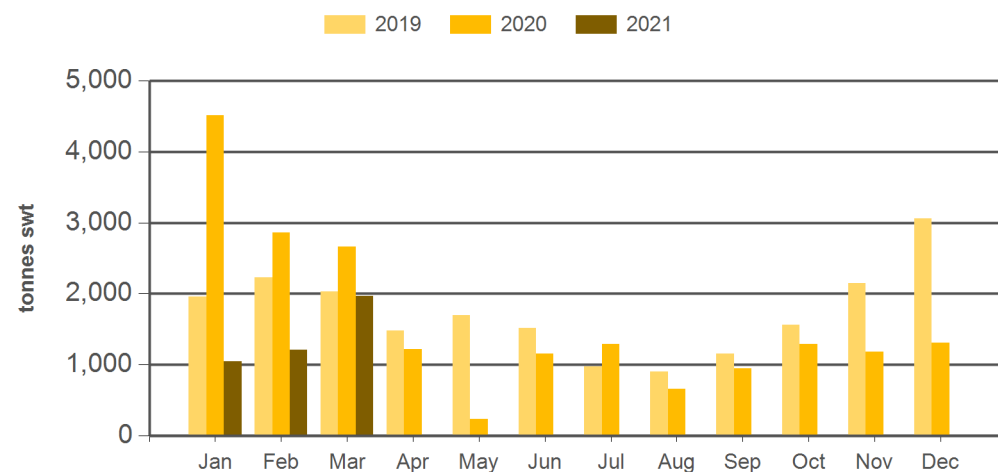
Source: xe.com, Prepared by MLA

Monthly lamb exports to North America



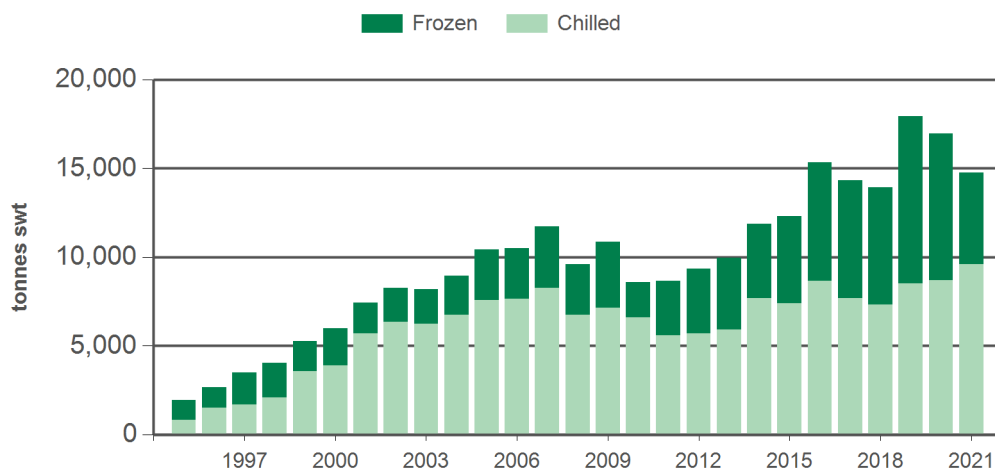
Source: DAWR, Prepared by MLA

Monthly mutton exports to North America



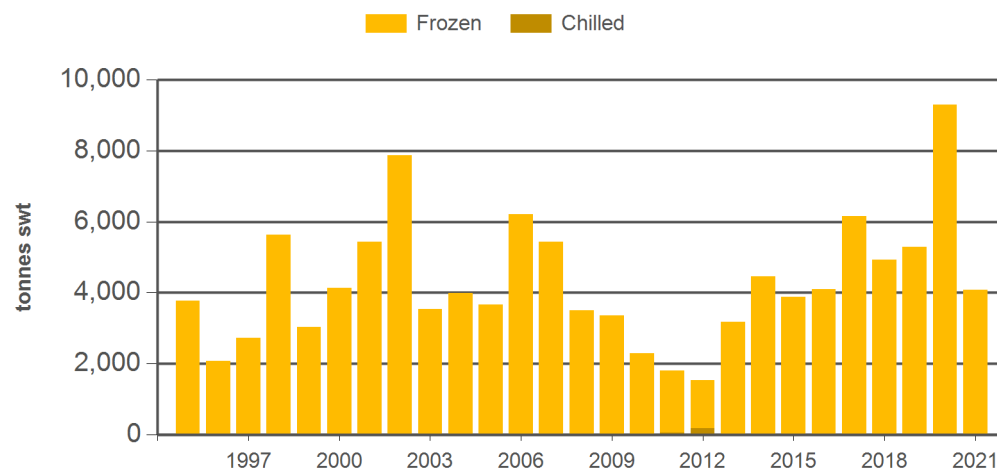
Source: DAWR, Prepared by MLA

Year-to-March lamb exports to the US



Source: DAWR, Prepared by MLA

Year-to-March mutton exports to the US



Source: DAWR, Prepared by MLA

Historical sheepmeat exports - Calendar year totals

| Volume (tonnes swt) | | 2006 | 2007 | 2008 | 2009 | 2010 | 2011 | 2012 | 2013 | 2014 | 2015 | 2016 | 2017 | 2018 | 2019 | 2020 | 2021 YTD | Y-O-Y % chg. |
|--|-------------|--------|--------|--------|--------|--------|--------|--------|--------|--------|--------|--------|--------|--------|--------|--------|----------|--------------|
| L A M B | Nth America | 49,420 | 56,438 | 44,719 | 46,543 | 39,508 | 39,371 | 42,138 | 45,576 | 53,464 | 58,242 | 62,757 | 64,173 | 65,044 | 67,640 | 70,176 | 17,022 | -12 |
| | US | 39,835 | 44,531 | 36,855 | 38,329 | 34,097 | 34,334 | 36,667 | 39,180 | 46,224 | 49,904 | 54,545 | 55,158 | 56,830 | 58,519 | 60,652 | 14,780 | -13 |
| | Canada | 4,249 | 4,513 | 4,141 | 5,086 | 3,652 | 3,852 | 4,685 | 5,563 | 6,191 | 7,098 | 7,124 | 8,234 | 7,724 | 8,192 | 8,966 | 2,194 | -4 |
| | Mexico | 5,335 | 7,395 | 3,723 | 3,128 | 1,758 | 1,185 | 786 | 833 | 1,049 | 1,240 | 1,088 | 781 | 490 | 929 | 558 | 49 | -66 |
| M U T T O N | Nth America | 31,333 | 24,049 | 21,613 | 15,507 | 10,174 | 5,286 | 8,077 | 12,205 | 17,947 | 17,638 | 13,782 | 16,269 | 20,733 | 20,716 | 19,331 | 4,228 | -58 |
| | US | 18,813 | 17,255 | 13,413 | 10,800 | 8,749 | 4,619 | 7,471 | 8,747 | 13,273 | 12,971 | 10,005 | 13,411 | 17,862 | 17,721 | 17,932 | 4,084 | -56 |
| | Canada | 1,813 | 892 | 589 | 552 | 449 | 447 | 204 | 563 | 960 | 1,013 | 787 | 742 | 1,228 | 1,133 | 1,008 | 68 | -87 |
| | Mexico | 10,706 | 5,901 | 7,611 | 4,155 | 976 | 220 | 403 | 2,895 | 3,714 | 3,655 | 2,990 | 2,116 | 1,643 | 1,862 | 391 | 75 | -66 |

Source: DAWR. SWT = Shipped weight. YTD = Calendar year-to-March. Y-O-Y = Year-on-year. For further information email globalindustryinsights@mla.com.au.