

12-months ending March

Volume (tonnes swt)	Chilled		Frozen		Total	
	12-months ending March	Y-O-Y % chg.	12-months ending March	Y-O-Y % chg.	12-months ending March	Y-O-Y % chg.
Total	50,434	21	2,172,268	19	2,222,702	19
Australia	30,919	-1	182,517	-41	213,436	-37
Brazil	-		908,562	79	908,562	79
Uruguay	2,164	1,143	255,247	-9	257,411	-9
Argentina	2,031	585	502,304	19	504,335	19
NZ	9,560	5	172,424	-17	181,984	-16
Other	5,760	436	151,214	65	156,974	70

Calendar year-to-March

Chilled		Frozen		Total	
2021 YTD	Y-O-Y % chg.	2021 YTD	Y-O-Y % chg.	2021 YTD	Y-O-Y % chg.
12,100	16	604,900	20	617,000	20
5,659	-30	39,114	-49	44,773	-47
-	-	241,516	33	241,516	33
948	884	85,219	46	86,167	47
763	232	138,548	18	139,312	19
2,387	35	52,865	28	55,252	28
2,343	1,032	47,638	75	49,981	82

Month of March

Chilled			Frozen			Total		
2021 March	M-O-M % chg.	Y-O-Y % chg.	2021 March	M-O-M % chg.	Y-O-Y % chg.	2021 March	M-O-M % chg.	Y-O-Y % chg.
3,276	-3	-18	215,475	35	2	218,751	35	1
1,699	12	-48	15,725	56	-35	17,425	50	-37
-	-	-	79,719	18	-7	79,719	18	-7
19	-94	-41	30,273	37	20	30,292	35	20
129	-45	444	47,728	34	-9	47,857	34	-9
738	6	15	24,426	89	74	25,164	85	71
691	9	907	17,604	61	71	18,295	58	77

Value (Million RMB)	Chilled		Frozen		Total	
	12-months ending March	Y-O-Y % chg.	12-months ending March	Y-O-Y % chg.	12-months ending March	Y-O-Y % chg.
Total	2,988	31	66,061	2	69,049	3
Australia	1,953	12	6,713	-45	8,666	-38
Brazil	-		28,916	48	28,916	48
Uruguay	81	933	5,985	-25	6,067	-24
Argentina	70	427	13,517	-8	13,586	-8
NZ	417	-	5,430	-26	5,847	-25
Other	467	367	5,500	64	5,967	73

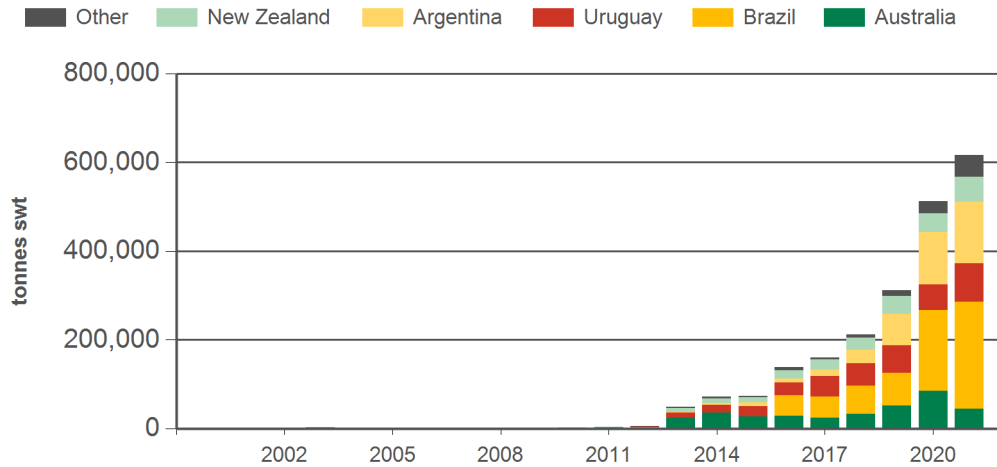
Chilled		Frozen		Total	
2021 YTD	Y-O-Y % chg.	2021 YTD	Y-O-Y % chg.	2021 YTD	Y-O-Y % chg.
758	32	17,895	-7	18,653	-6
417	-9	1,480	-53	1,897	-48
-	-	7,441	2	7,441	2
34	730	1,990	10	2,024	12
27	165	3,507	-19	3,534	-18
104	22	1,676	-1	1,780	-
176	920	1,802	77	1,977	91

Chilled			Frozen			Total		
2021 March	M-O-M % chg.	Y-O-Y % chg.	2021 March	M-O-M % chg.	Y-O-Y % chg.	2021 March	M-O-M % chg.	Y-O-Y % chg.
231	11	5	6,406	37	-19	6,637	36	-19
137	23	-25	594	68	-40	730	57	-38
-	-	-	2,467	19	-26	2,467	19	-26
1	-90	-19	706	40	-9	707	38	-9
5	-43	323	1,177	31	-37	1,182	31	-37
32	7	10	781	91	35	813	85	34
56	18	890	681	60	77	737	56	89

Source: Global Trade Atlas, China Customs. SWT = Shipped weight. YTD = Calendar year-to-March. Y-O-Y = Year-on-year. M-O-M = Month-on-month. For further information email globalindustryinsights@mla.com.au.

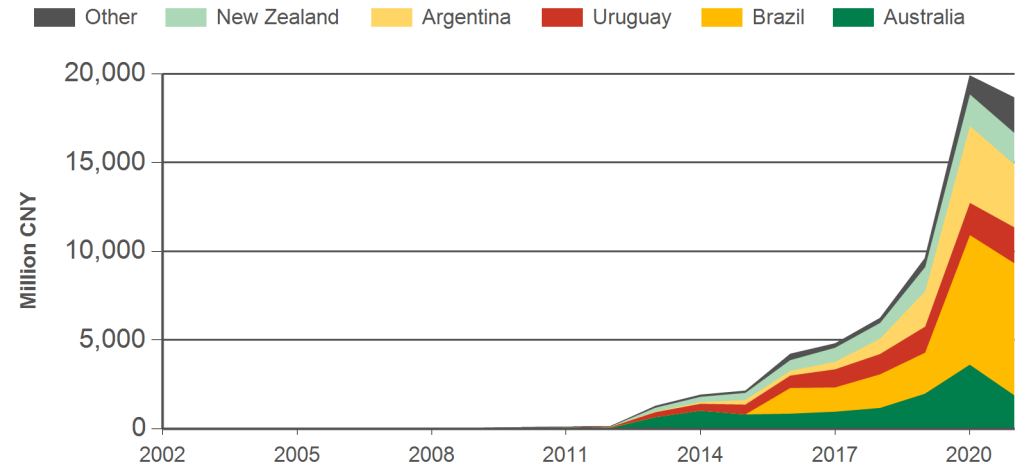
*trade data represented in this report excludes imports into Hong Kong

Year-to-March China beef imports - volume



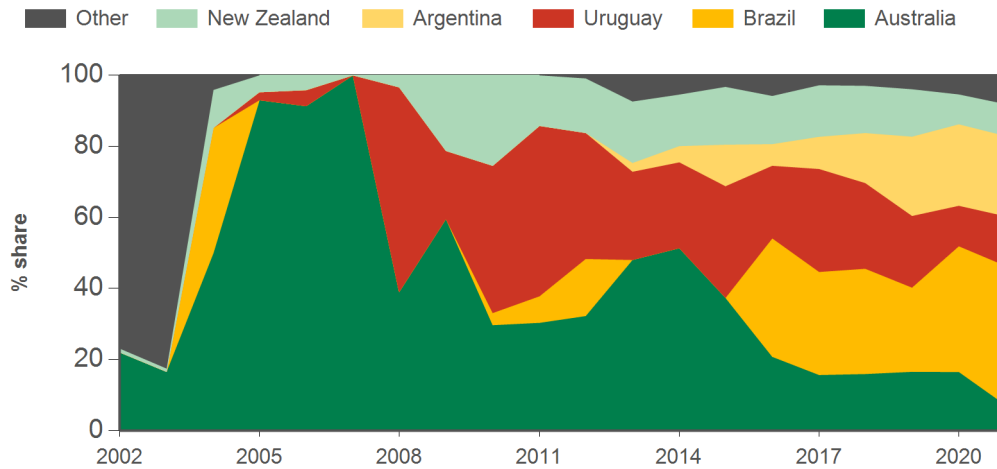
Source: Global Trade Atlas, China Customs. Prepared by MLA.

Year-to-March China beef imports - value



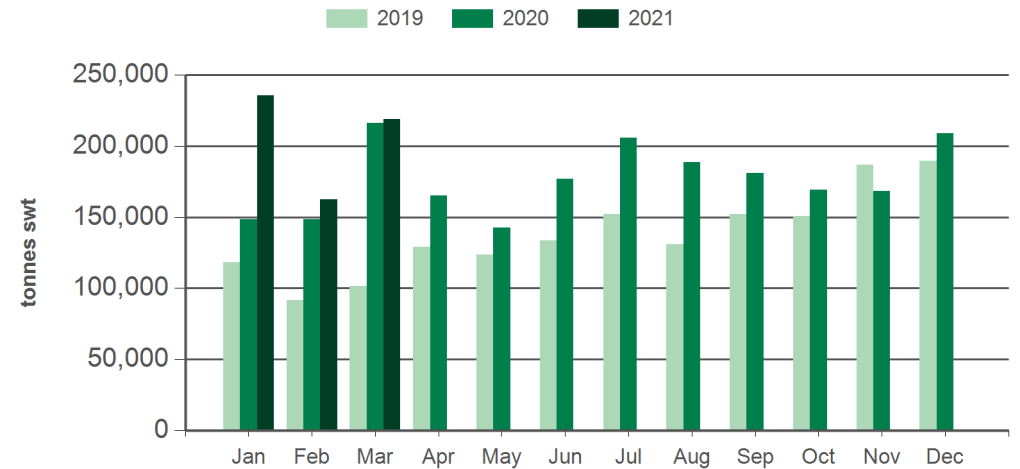
Source: Global Trade Atlas, China Customs. Prepared by MLA.

Year-to-March imported beef market share



Source: Global Trade Atlas, China Customs. Prepared by MLA. % share based off import volume.

Monthly China beef imports



Source: Global Trade Atlas, China Customs. Prepared by MLA.

Historical beef imports - Calendar year totals

Volume (tonnes swt)	2006	2007	2008	2009	2010	2011	2012	2013	2014	2015	2016	2017	2018	2019	2020	2021 YTD	Y-O-Y % chg.
Total	1,161	3,639	4,243	14,158	23,702	20,135	61,386	294,223	297,949	473,835	580,049	695,109	1,039,388	1,659,891	2,118,873	617,000	20
Australia	1,034	2,172	2,571	5,558	5,757	7,876	27,293	154,777	135,210	155,938	110,911	115,772	173,088	307,217	253,784	44,773	-47
Brazil	0	329	33	932	7,853	2,091	8,705	0	0	56,429	171,157	197,563	322,693	399,642	848,473	241,516	33
Uruguay	110	920	1,464	5,163	7,633	7,364	14,497	70,334	89,080	123,206	155,441	195,868	218,553	285,826	229,678	86,167	47
Argentina	0	0	0	0	16	0	220	9,220	16,983	42,688	51,957	86,330	180,377	375,581	482,567	139,312	19
NZ	17	217	173	2,505	2,442	2,803	7,456	35,375	40,384	70,266	72,052	79,479	110,805	214,400	169,874	55,252	28
Other	0	0	2	0	1	0	3,216	24,517	16,292	25,309	18,532	20,097	33,872	77,225	134,498	49,981	82

Source: Global Trade Atlas, China Customs. SWT = Shipped weight. YTD = Calendar year-to-March. Y-O-Y = Year-on-year. For further information email globalindustryinsights@mla.com.au.