

Korea beef imports

Monthly trade summary

February 2021

12-months ending February

Volume (tonnes swt)	Chilled		Frozen		Total	
	12-months ending February	Y-O-Y % chg.	12-months ending February	Y-O-Y % chg.	12-months ending February	Y-O-Y % chg.
Total	100,698	12	344,896	-1	445,594	2
Australia	36,175	15	133,393	-5	169,568	-1
US	63,948	11	179,646	-1	243,594	2
NZ	100	45	16,627	13	16,727	13
Canada	475	-3	6,405	20	6,880	18
other	-	-100	8,824	10	8,824	10

Calendar year-to-February

Chilled		Frozen		Total	
2021 YTD	Y-O-Y % chg.	2021 YTD	Y-O-Y % chg.	2021 YTD	Y-O-Y % chg.
19,091	13	70,394	-	89,485	3
6,143	19	28,541	-4	34,684	-1
12,798	10	34,649	-2	47,446	1
50	318	3,947	51	3,997	52
101	8	2,041	80	2,141	75
-	-	1,217	2	1,217	2

Month of February

Chilled			Frozen			Total		
2021 February	M-O-M % chg.	Y-O-Y % chg.	2021 February	M-O-M % chg.	Y-O-Y % chg.	2021 February	M-O-M % chg.	Y-O-Y % chg.
8,183	-25	18	23,445	-50	5	31,628	-45	8
1,847	-57	1	9,171	-53	4	11,018	-53	3
6,267	-4	24	11,888	-48	4	18,154	-38	10
26	8	2,508	1,316	-50	22	1,342	-49	24
43	-25	39	566	-62	28	609	-60	29
-	-	-	505	-29	-14	505	-29	-14

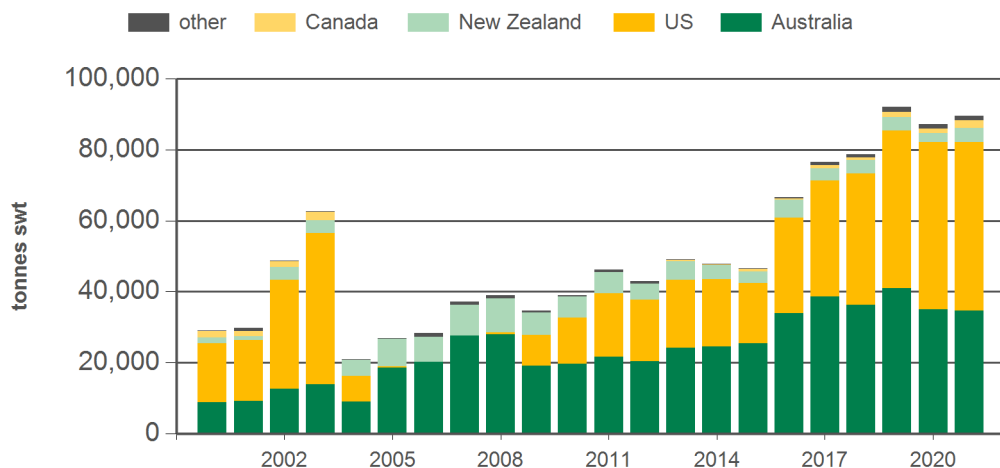
Value (million KRW)	Chilled		Frozen		Total	
	12-months ending February	Y-O-Y % chg.	12-months ending February	Y-O-Y % chg.	12-months ending February	Y-O-Y % chg.
Total	1,180,189	14	2,209,562	-7	3,389,751	-
Australia	427,888	16	777,832	-5	1,205,720	2
US	746,199	13	1,265,208	-10	2,011,407	-2
NZ	1,576	103	85,818	9	87,394	10
Canada	4,526	-7	36,450	9	40,976	7
other	-	-100	44,254	7	44,254	7

Chilled		Frozen		Total	
2021 YTD	Y-O-Y % chg.	2021 YTD	Y-O-Y % chg.	2021 YTD	Y-O-Y % chg.
221,638	14	426,902	-11	648,541	-4
74,406	23	162,187	-10	236,594	-2
145,751	10	227,736	-17	373,487	-8
904	556	19,840	26	20,744	30
577	-38	11,326	58	11,904	47
-	-	5,813	-8	5,813	-8

Chilled			Frozen			Total		
2021 February	M-O-M % chg.	Y-O-Y % chg.	2021 February	M-O-M % chg.	Y-O-Y % chg.	2021 February	M-O-M % chg.	Y-O-Y % chg.
95,117	-25	16	138,384	-52	-7	233,501	-44	1
22,846	-56	2	51,822	-53	-	74,668	-54	1
71,795	-3	22	74,054	-52	-13	145,849	-36	1
476	11	1,523	6,991	-46	3	7,467	-44	9
-	-	-	3,091	-62	14	3,091	-65	2
-	-	-	2,425	-28	-19	2,425	-28	-19

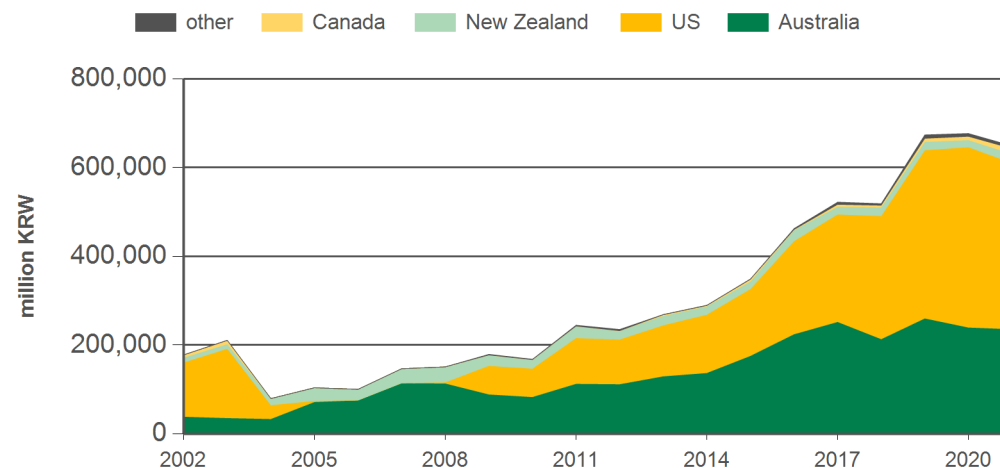
Source: Global Trade Atlas, Korea Customs and Trade Development Institution. SWT = Shipped weight. YTD = Calendar year-to-February. Y-O-Y = Year-on-year. M-O-M = Month-on-month. For further information email globalindustryinsights@mla.com.au.

Year-to-February Korean beef imports - volume



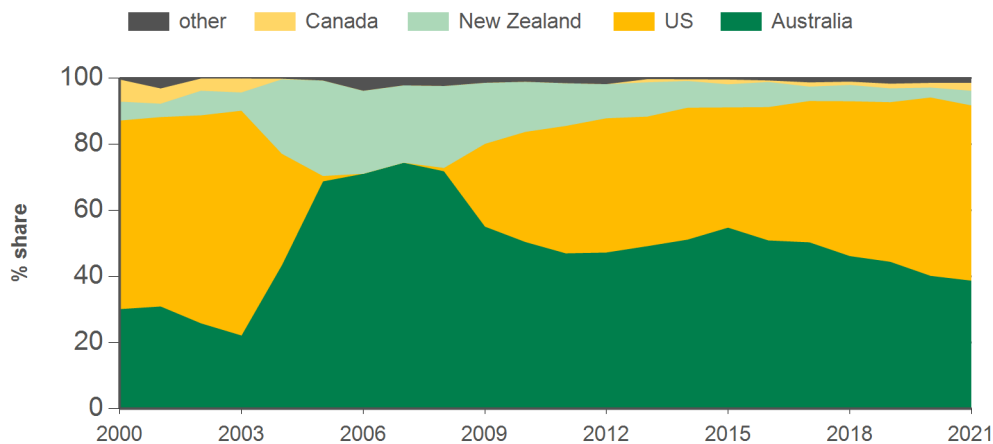
Source: Global Trade Atlas, Korea Customs and Trade Development Institution. Prepared by MLA.

Year-to-February Korean beef imports - value



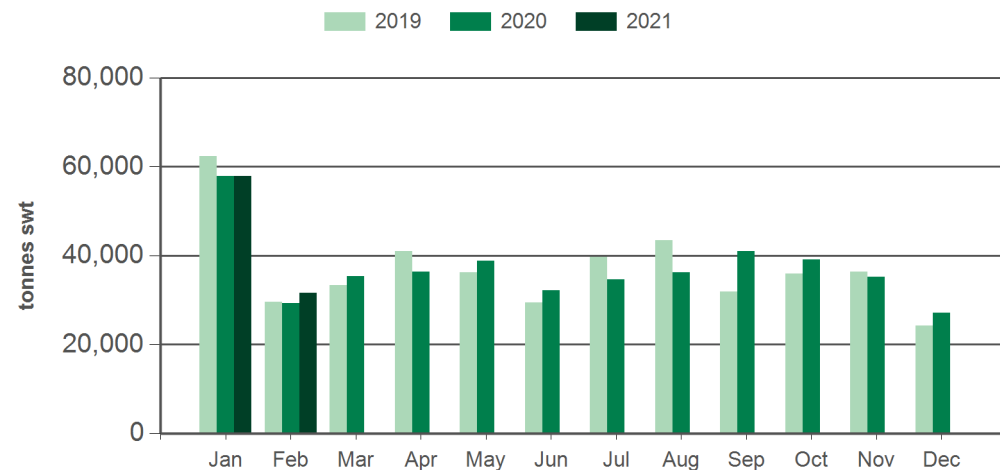
Source: Global Trade Atlas, Korea Customs and Trade Development Institution. Prepared by MLA.

Year-to-February imported beef market share



Source: Global Trade Atlas, Korea Customs and Trade Development Institution. Prepared by MLA. % share based off import volume.

Monthly Korean beef imports



Source: Global Trade Atlas, Korea Customs and Trade Development Institution. Prepared by MLA.

Historical beef imports - Calendar year totals

Volume (tonnes swt)	2006	2007	2008	2009	2010	2011	2012	2013	2014	2015	2016	2017	2018	2019	2020	2021 YTD	Y-O-Y % chg.
Total	212,781	219,607	210,644	224,727	261,159	307,613	264,375	267,578	279,526	295,328	366,142	378,954	415,482	443,565	443,246	89,485	3
Australia	162,784	160,921	136,245	130,362	138,509	152,721	137,928	147,173	152,165	167,544	179,717	172,599	176,075	177,586	169,929	34,684	-1
US	8	14,112	31,989	59,486	84,821	115,334	95,082	92,145	101,775	106,451	156,089	177,327	210,618	235,716	243,197	47,446	1
NZ	44,506	40,418	38,088	32,734	34,254	34,323	27,518	25,346	22,064	18,197	22,510	18,783	19,696	16,003	15,356	3,997	52
Canada	0	0	0	0	0	0	1,371	2,148	2,302	1,305	4,473	5,168	3,458	5,920	5,965	2,141	75
other	5,483	4,156	4,321	2,145	3,574	5,235	2,476	767	1,220	1,830	3,353	5,078	5,636	8,340	8,798	1,217	2

Source: Global Trade Atlas, Korea Customs and Trade Development Institution. SWT = Shipped weight. YTD = Calendar year-to-February. Y-O-Y = Year-on-year. For further information email globalindustryinsights@mla.com.au.