

European Union (UK inclusive)

12-months ending May

Volume (tonnes swt)	Chilled		Frozen		Total	
	12-months ending May	Y-O-Y % chg.	12-months ending May	Y-O-Y % chg.	12-months ending May	Y-O-Y % chg.
Total	13,961	-19	876	25	14,837	-18
Grainfed	10,561	-16	836	24	11,397	-14
Grassfed	3,400	-28	40	67	3,440	-27

Calendar year-to-May

Chilled		Frozen		Total	
2019 YTD	Y-O-Y % chg.	2019 YTD	Y-O-Y % chg.	2019 YTD	Y-O-Y % chg.
5,775	-13	393	14	6,168	-12
4,983	4	371	11	5,353	5
792	-58	23	88	815	-57

Month of May

Chilled			Frozen			Total		
2019 May	M-O-M % chg.	Y-O-Y % chg.	2019 May	M-O-M % chg.	Y-O-Y % chg.	2019 May	M-O-M % chg.	Y-O-Y % chg.
1,581	87	-22	111	37	96	1,692	83	-19
1,455	107	4	111	65	96	1,566	103	8
126	-11	-80	-	-	-	126	-19	-80

United Kingdom

12-months ending May

Volume (tonnes swt)	Chilled		Frozen		Total	
	12-months ending May	Y-O-Y % chg.	12-months ending May	Y-O-Y % chg.	12-months ending May	Y-O-Y % chg.
Total	4,042	-27	88	-	4,129	-25
Grainfed	2,689	-23	88	-	2,777	-20
Grassfed	1,353	-33	-	-	1,353	-33

Calendar year-to-May

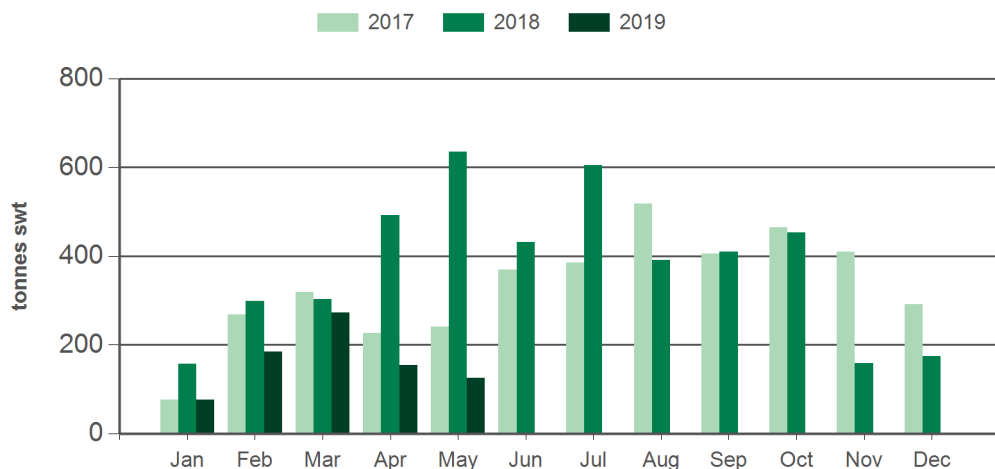
Chilled		Frozen		Total	
2019 YTD	Y-O-Y % chg.	2019 YTD	Y-O-Y % chg.	2019 YTD	Y-O-Y % chg.
1,558	-16	39	-	1,597	-14
1,198	18	39	-	1,237	22
361	-57	-	-	361	-57

Month of May

Chilled			Frozen			Total		
2019 May	M-O-M % chg.	Y-O-Y % chg.	2019 May	M-O-M % chg.	Y-O-Y % chg.	2019 May	M-O-M % chg.	Y-O-Y % chg.
356	51	-48	-	-	-	356	43	-48
241	22	-33	-	-	-	241	15	-33
115	190	-65	-	-	-	115	190	-65

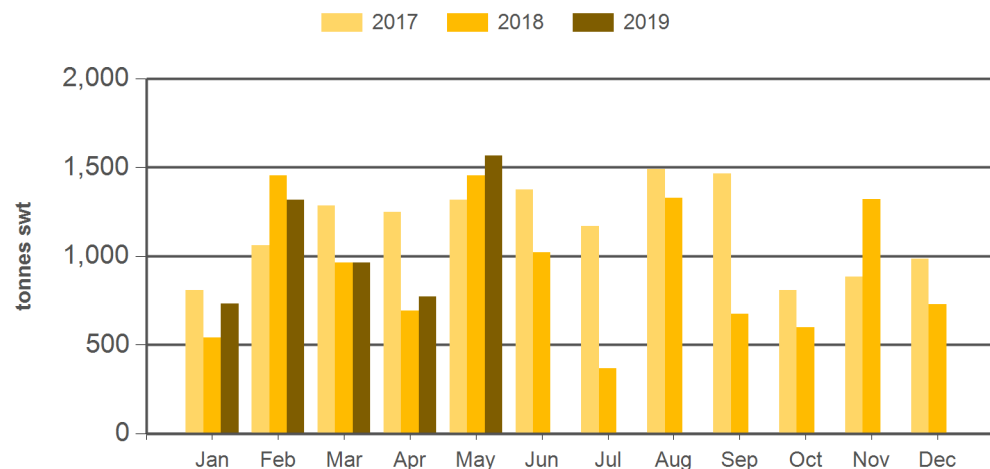
Source: DAWR. SWT = Shipped weight. YTD = Calendar year-to-May. Y-O-Y = Year-on-year. M-O-M = Month-on-month. Grainfed is the prefix for grainfed beef. Grassfed is the prefix for grassfed beef. For further information email globalindustryinsights@mla.com.au.

Monthly grassfed beef exports to the EU



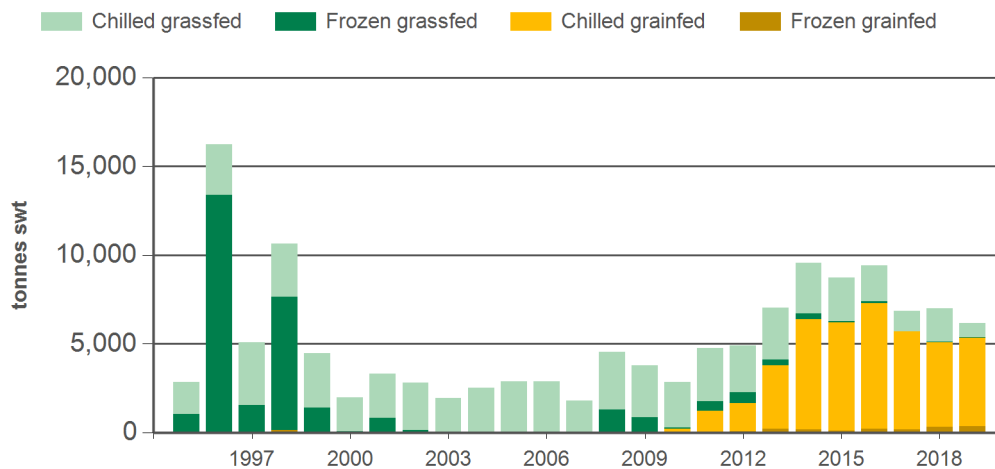
Source: DAWR, Prepared by MLA

Monthly grainfed beef exports to the EU



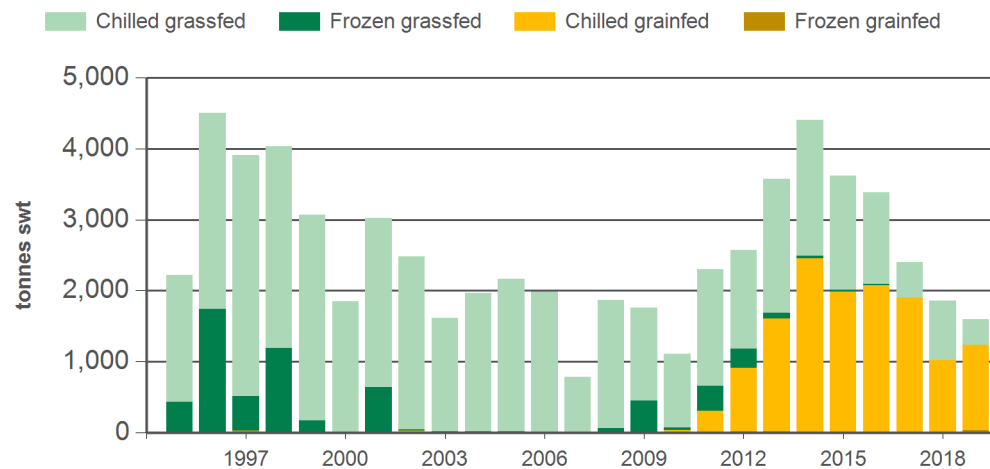
Source: DAWR, Prepared by MLA

Year-to-May beef exports to the EU



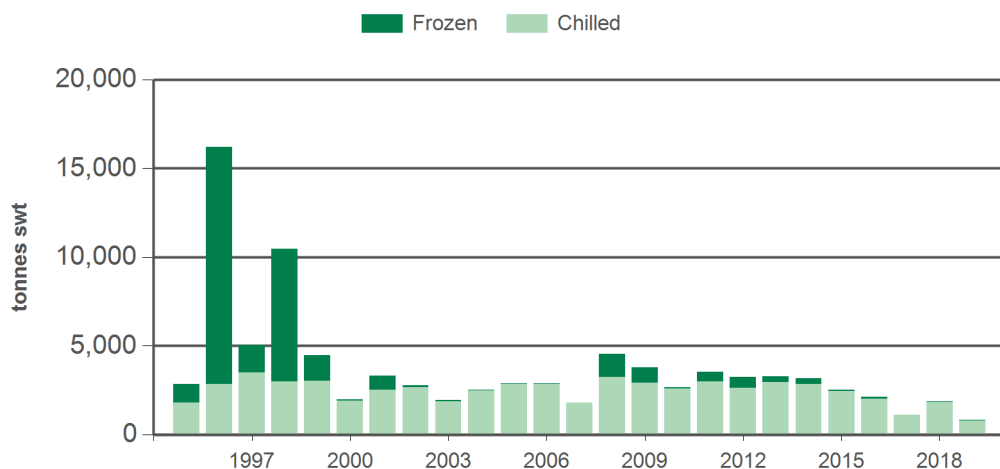
Source: DAWR, Prepared by MLA

Year-to-May beef exports to the UK



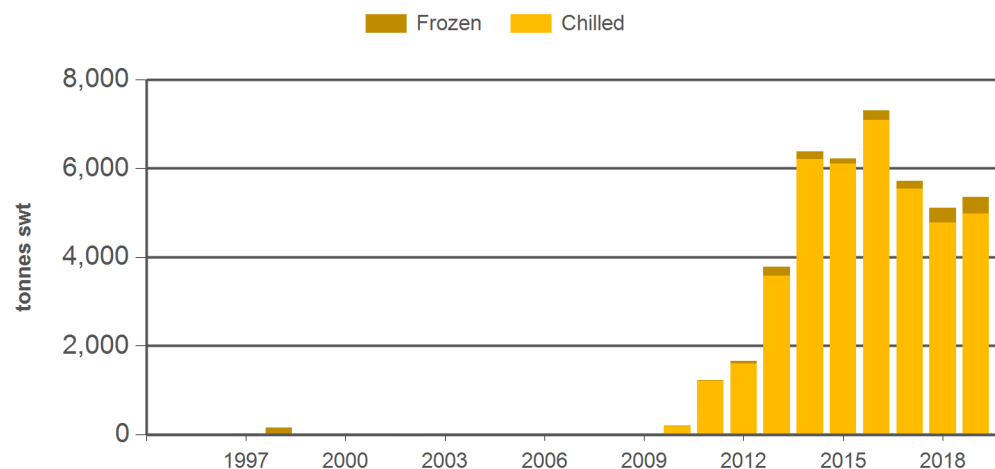
Source: DAWR, Prepared by MLA

Year-to-May grassfed beef exports to the EU



Source: DAWR, Prepared by MLA

Year-to-May grainfed beef exports to the EU



Source: DAWR, Prepared by MLA

Historical beef exports to the European Union (UK inclusive) - Calendar year totals

Volume (tonnes swt)	2004	2005	2006	2007	2008	2009	2010	2011	2012	2013	2014	2015	2016	2017	2018	2019 YTD	Y-O-Y % chg.
Total	6,756	6,469	8,457	5,953	11,876	9,307	9,885	12,836	14,949	19,927	24,619	23,445	20,841	17,873	15,666	6,168	-12
Grainfed	11	28	0	8	37	13	2,546	4,224	6,263	11,502	16,483	16,128	15,980	13,897	11,153	5,353	5
Grassfed	6,745	6,441	8,456	5,945	11,839	9,294	7,339	8,612	8,686	8,425	8,135	7,317	4,862	3,977	4,513	815	-57

Historical beef exports to the United Kingdom - Calendar year totals

Volume (tonnes swt)	2004	2005	2006	2007	2008	2009	2010	2011	2012	2013	2014	2015	2016	2017	2018	2019 YTD	Y-O-Y % chg.
Total	4,869	4,922	6,307	3,487	5,468	4,881	4,878	6,698	7,710	10,204	10,595	9,460	7,699	6,041	4,395	1,597	-14
Grainfed	0	26	0	0	1	4	580	1,388	2,600	4,812	5,455	4,615	4,814	4,371	2,556	1,237	22
Grassfed	4,869	4,896	6,307	3,487	5,468	4,877	4,298	5,309	5,110	5,391	5,141	4,845	2,884	1,670	1,839	361	-57

Source: DAWR. YTD = Calendar year-to-May. Grainfed is the prefix for grainfed beef. Grassfed is the prefix for grassfed beef. For further information email globalindustryinsights@mla.com.au.