

12-months ending May

Volume (tonnes swt)	Chilled		Frozen		Total	
	12-months ending May	Y-O-Y % chg.	12-months ending May	Y-O-Y % chg.	12-months ending May	Y-O-Y % chg.
Total	6,023	6	8,339	-9	14,363	-3
Lamb	5,948	5	3,418	-15	9,366	-3
Mutton	75	44	4,921	-4	4,996	-4

Calendar year-to-May

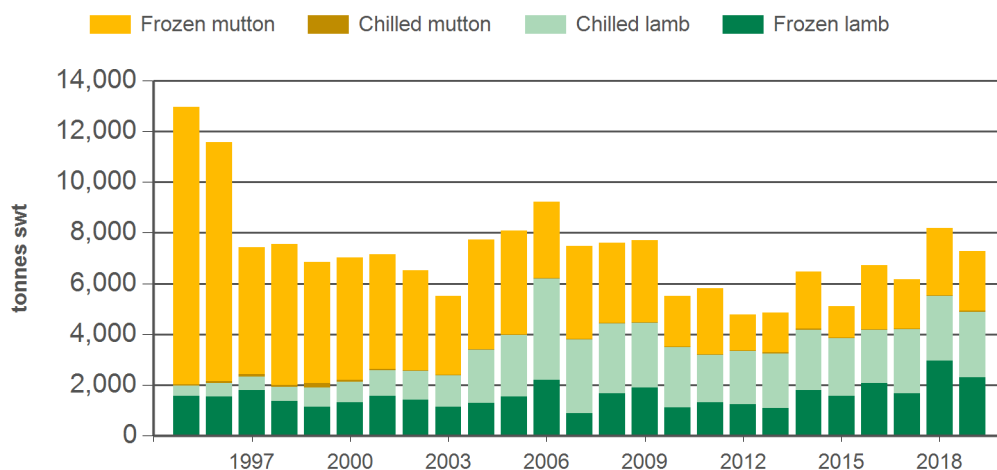
Chilled		Frozen		Total	
2019 YTD	Y-O-Y % chg.	2019 YTD	Y-O-Y % chg.	2019 YTD	Y-O-Y % chg.
2,620	2	4,648	-17	7,268	-11
2,586	2	2,302	-22	4,888	-11
34	63	2,346	-12	2,380	-11

Month of May

Chilled			Frozen			Total		
2019 May	M-O-M % chg.	Y-O-Y % chg.	2019 May	M-O-M % chg.	Y-O-Y % chg.	2019 May	M-O-M % chg.	Y-O-Y % chg.
728	55	20	938	-13	-14	1,666	7	-2
719	55	19	397	-41	-28	1,116	-2	-3
9	45	100	541	33	-1	550	33	-

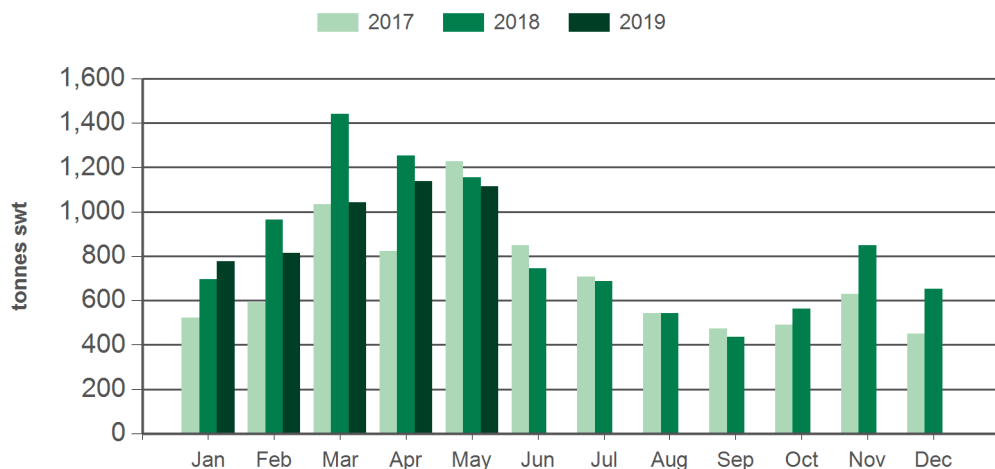
Source: DAWR. YTD = Calendar year-to-May. Y-O-Y = Year-on-year. M-O-M = Month-on-month. SWT = Shipped weight. For further information email globalindustryinsights@mla.com.au.

Year-to-May sheepmeat exports to Japan



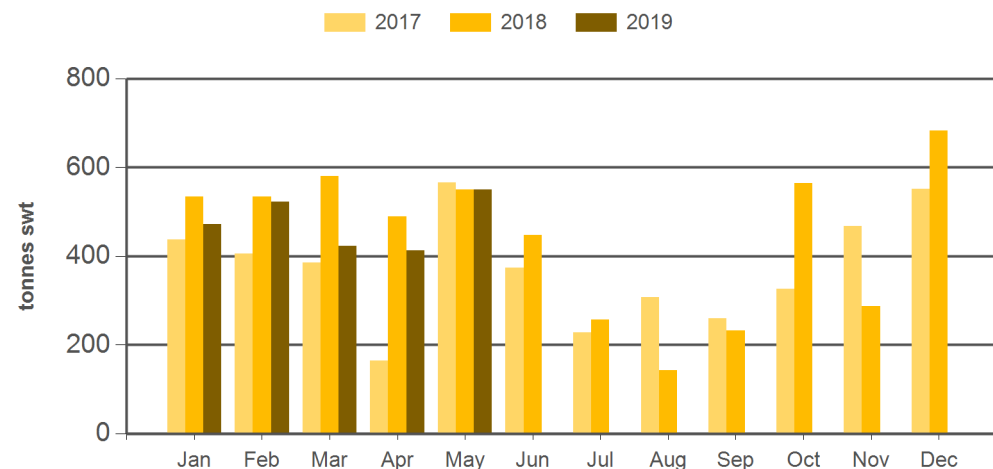
Source: DAWR, Prepared by MLA

Monthly lamb exports to Japan



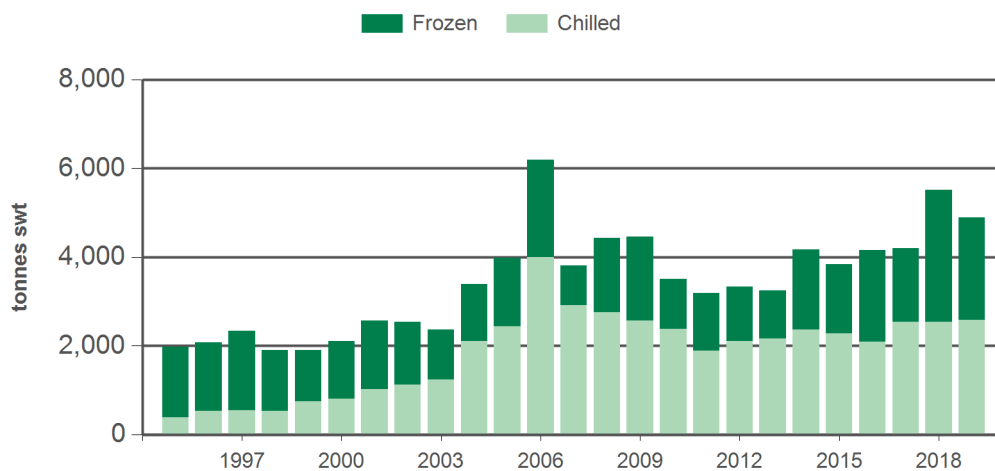
Source: DAWR, Prepared by MLA

Monthly mutton exports to Japan



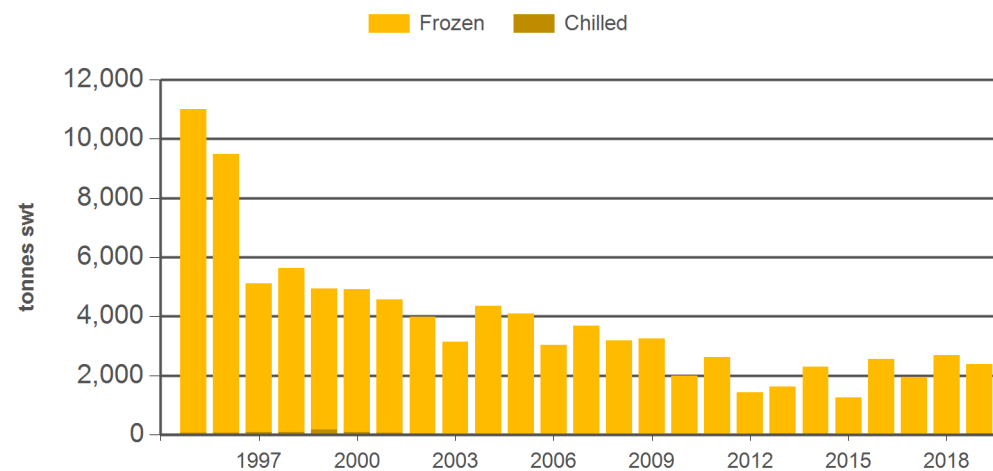
Source: DAWR, Prepared by MLA

Year-to-May lamb exports to Japan



Source: DAWR, Prepared by MLA

Year-to-May mutton exports to Japan



Source: DAWR, Prepared by MLA

Historical sheepmeat exports - Calendar year totals

Volume (tonnes swt)	2004	2005	2006	2007	2008	2009	2010	2011	2012	2013	2014	2015	2016	2017	2018	2019 YTD	Y-O-Y % chg.
Total	15,890	19,129	18,698	15,498	16,962	13,939	11,474	11,885	10,851	11,484	15,243	11,711	13,222	12,820	15,292	7,268	-11
Lamb	7,234	10,928	11,879	8,515	9,876	8,338	7,689	7,381	7,687	7,697	10,127	7,977	8,640	8,345	9,988	4,888	-11
Mutton	8,656	8,201	6,819	6,983	7,086	5,602	3,785	4,505	3,164	3,787	5,116	3,733	4,582	4,475	5,304	2,380	-11

Source: DAWR. YTD = Calendar year-to-May. SWT = Shipped weight. For further information email globalindustryinsights@mla.com.au.

NEED MORE INFORMATION?



Click here for further prices and market information:
<http://www.mla.com.au/prices-markets>



To download all historical data, click here to access MLA's statistics database:
<http://statistics.mla.com.au>



Email marketinfo@mla.com.au to subscribe to this or any other of MLA's market information reports