

European Union (EU-27)

12-months ending May

Volume (tonnes swt)	Chilled		Frozen		Total	
	12-months ending May	Y-O-Y % chg.	12-months ending May	Y-O-Y % chg.	12-months ending May	Y-O-Y % chg.
Total	6,516	-27	403	47	6,919	-25
Grainfed	6,184	-20	378	37	6,562	-18
Grassfed	332	-73	25		357	-71

Calendar year-to-May

Chilled		Frozen		Total	
2021 YTD	Y-O-Y % chg.	2021 YTD	Y-O-Y % chg.	2021 YTD	Y-O-Y % chg.
3,177	-4	85	23	3,262	-3
3,121	1	72	5	3,194	1
56	-74	13	-	68	-68

Month of May

Chilled			Frozen			Total		
2021 May	M-O-M % chg.	Y-O-Y % chg.	2021 May	M-O-M % chg.	Y-O-Y % chg.	2021 May	M-O-M % chg.	Y-O-Y % chg.
592	-10	-17	33	90	38	625	-8	-15
580	-9	-15	33	90	38	613	-7	-13
12	-40	-64	-	-	-	12	-40	-64

United Kingdom

12-months ending May

Volume (tonnes swt)	Chilled		Frozen		Total	
	12-months ending May	Y-O-Y % chg.	12-months ending May	Y-O-Y % chg.	12-months ending May	Y-O-Y % chg.
Total	829	-71	70	-21	899	-70
Grainfed	725	-67	70	-13	794	-65
Grassfed	104	-85	-	-100	104	-85

Calendar year-to-May

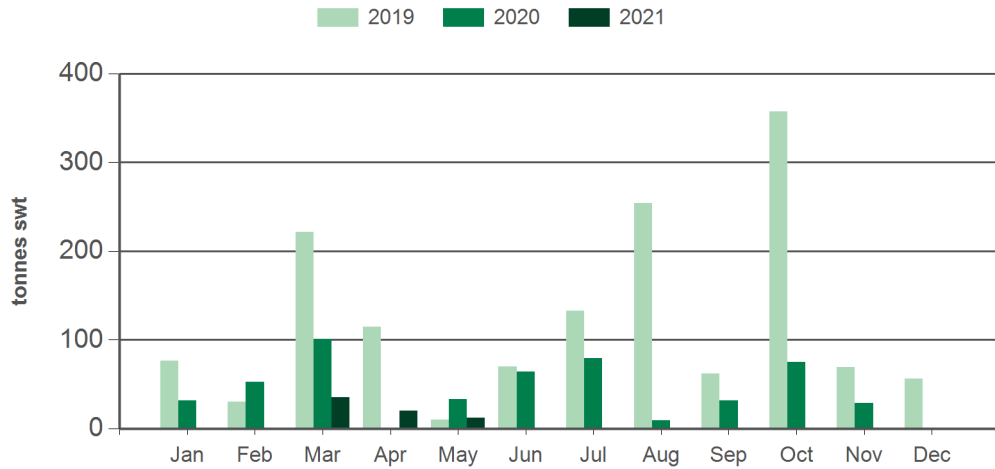
Chilled		Frozen		Total	
2021 YTD	Y-O-Y % chg.	2021 YTD	Y-O-Y % chg.	2021 YTD	Y-O-Y % chg.
223	-76	49	85	272	-71
223	-73	49	85	272	-68
-	-	-	-	-	-

Month of May

Chilled			Frozen			Total		
2021 May	M-O-M % chg.	Y-O-Y % chg.	2021 May	M-O-M % chg.	Y-O-Y % chg.	2021 May	M-O-M % chg.	Y-O-Y % chg.
34	-28	-72	-	-	-	34	-59	-72
34	-28	-70	-	-	-	34	-59	-70
-	-	-	-	-	-	-	-	-

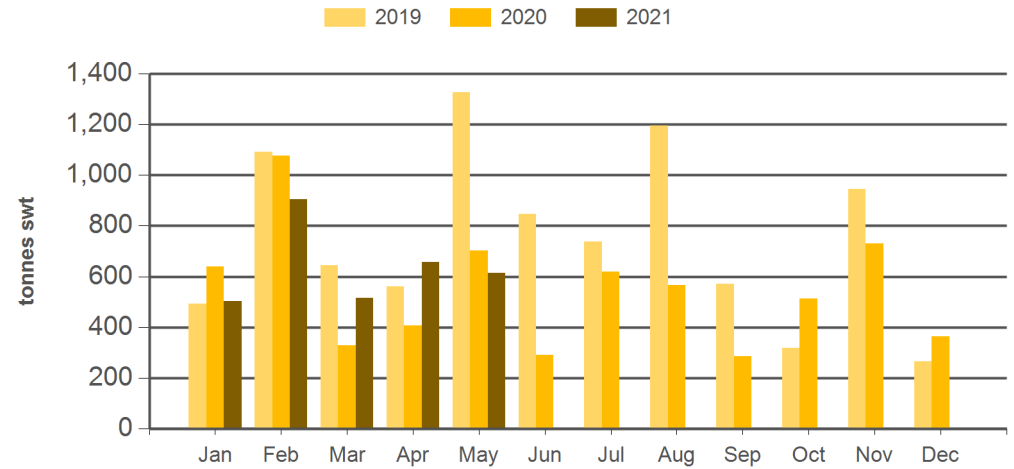
Source: DAWR. SWT = Shipped weight. YTD = Calendar year-to-May. Y-O-Y = Year-on-year. M-O-M = Month-on-month. Grainfed is the prefix for grainfed beef. Grassfed is the prefix for grassfed beef. For further information email globalindustryinsights@mla.com.au.

Monthly grassfed beef exports to the EU



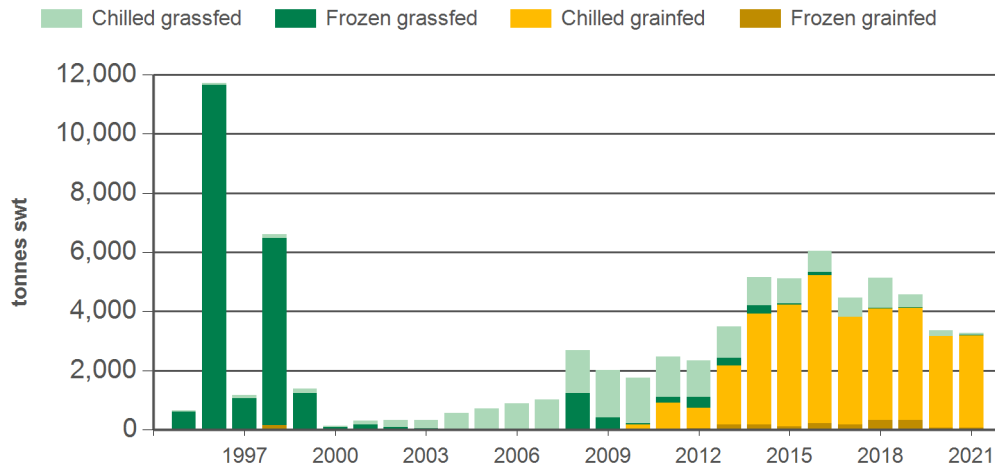
Source: DAWR, Prepared by MLA

Monthly grainfed beef exports to the EU



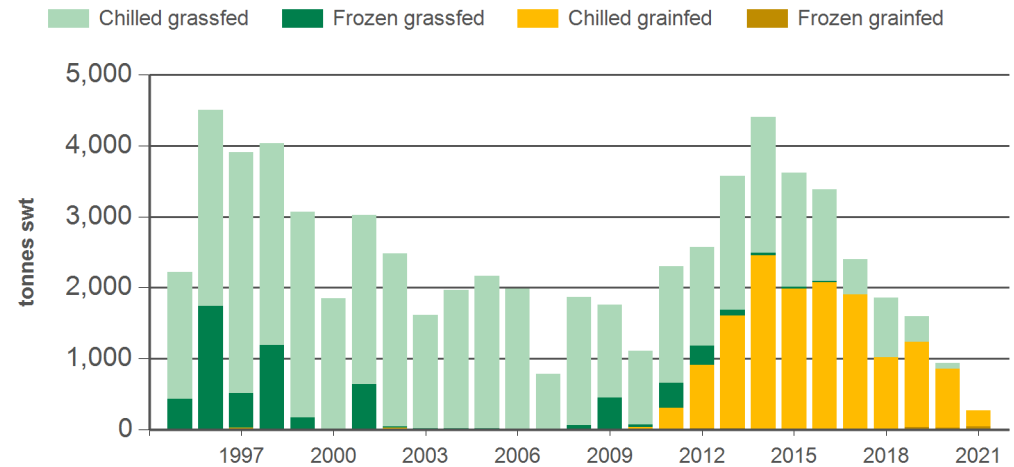
Source: DAWR, Prepared by MLA

Year-to-May beef exports to the EU



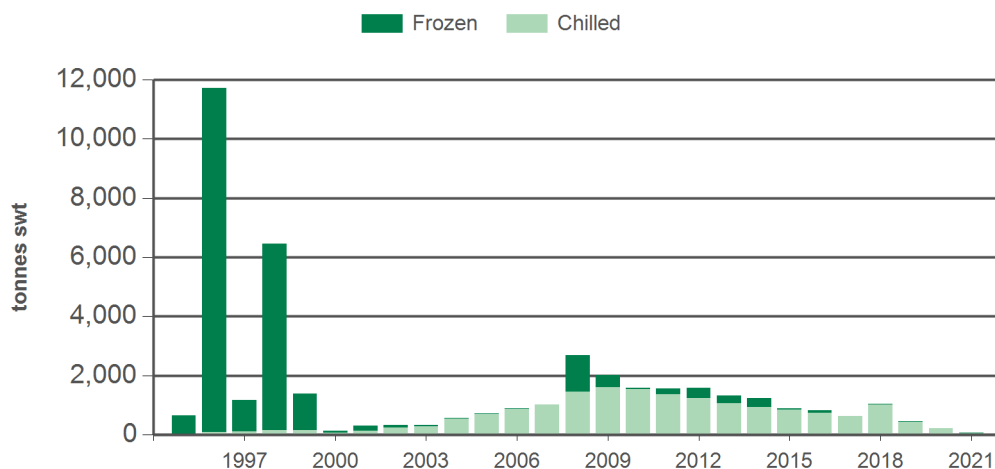
Source: DAWR, Prepared by MLA

Year-to-May beef exports to the UK



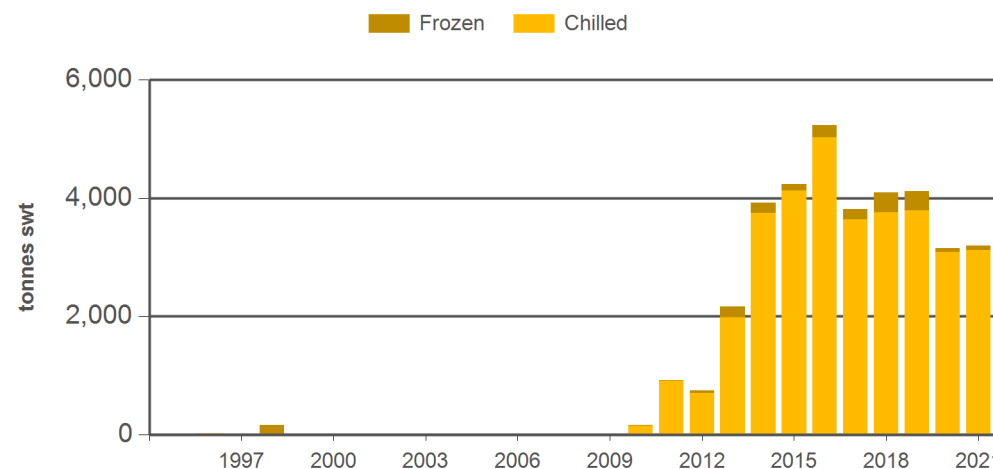
Source: DAWR, Prepared by MLA

Year-to-May grassfed beef exports to the EU



Source: DAWR, Prepared by MLA

Year-to-May grainfed beef exports to the EU



Source: DAWR, Prepared by MLA

Historical beef exports to the European Union (EU-27) - Calendar year totals

Volume (tonnes swt)	2006	2007	2008	2009	2010	2011	2012	2013	2014	2015	2016	2017	2018	2019	2020	2021 YTD	Y-O-Y % chg.
Total	2,149	2,466	6,407	4,426	5,007	6,139	7,239	9,723	14,023	13,984	13,142	11,832	11,272	10,454	7,024	3,262	-3
Grainfed	0	8	36	9	1,966	2,836	3,662	6,689	11,029	11,513	11,165	9,526	8,597	8,998	6,523	3,194	1
Grassfed	2,149	2,458	6,371	4,417	3,041	3,303	3,577	3,034	2,995	2,472	1,977	2,307	2,674	1,456	501	68	-68

Historical beef exports to the United Kingdom - Calendar year totals

Volume (tonnes swt)	2006	2007	2008	2009	2010	2011	2012	2013	2014	2015	2016	2017	2018	2019	2020	2021 YTD	Y-O-Y % chg.
Total	6,307	3,487	5,468	4,881	4,878	6,698	7,710	10,204	10,595	9,460	7,699	6,041	4,395	3,604	1,567	272	-71
Grainfed	0	0	1	4	580	1,388	2,600	4,812	5,455	4,615	4,814	4,371	2,556	2,646	1,379	272	-68
Grassfed	6,307	3,487	5,468	4,877	4,298	5,309	5,110	5,391	5,141	4,845	2,884	1,670	1,839	958	188	0	-

Source: DAWR. YTD = Calendar year-to-May. Grainfed is the prefix for grainfed beef. Grassfed is the prefix for grassfed beef. For further information email globalindustryinsights@mla.com.au.