

#### 12-months ending May

Volume (tonnes swt)	Chilled		Frozen		Total	
	12-months ending May	Y-O-Y % chg.	12-months ending May	Y-O-Y % chg.	12-months ending May	Y-O-Y % chg.
Total	5,604	37	11,388	4	16,992	13
Lamb	5,604	37	9,638	8	15,242	17
Mutton	-	-100	1,751	-12	1,751	-12

#### Calendar year-to-May

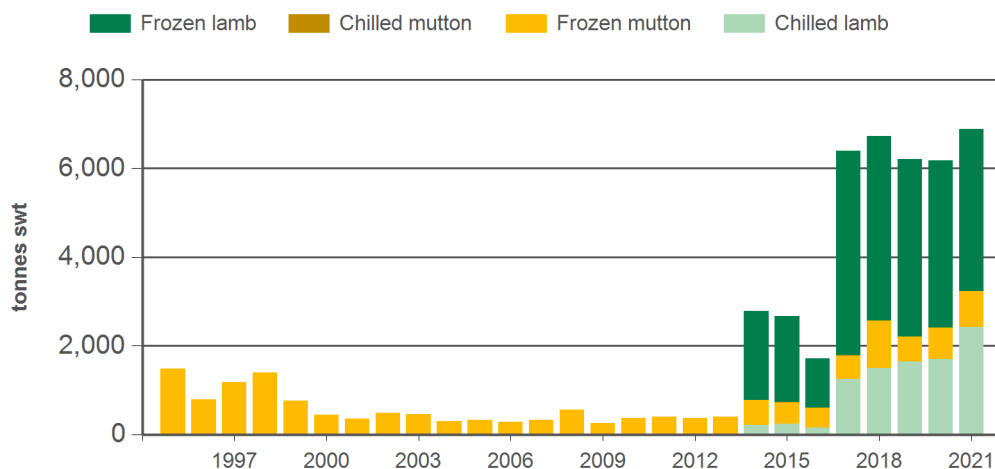
Chilled		Frozen		Total	
2021 YTD	Y-O-Y % chg.	2021 YTD	Y-O-Y % chg.	2021 YTD	Y-O-Y % chg.
2,420	43	4,470	-	6,890	12
2,420	43	3,660	-3	6,080	11
-	-	810	13	810	13

#### Month of May

Chilled			Frozen			Total		
2021 May	M-O-M % chg.	Y-O-Y % chg.	2021 May	M-O-M % chg.	Y-O-Y % chg.	2021 May	M-O-M % chg.	Y-O-Y % chg.
533	-17	47	1,025	-12	45	1,558	-14	46
533	-17	47	855	-8	66	1,387	-12	58
-	-	-	171	-28	-12	171	-28	-12

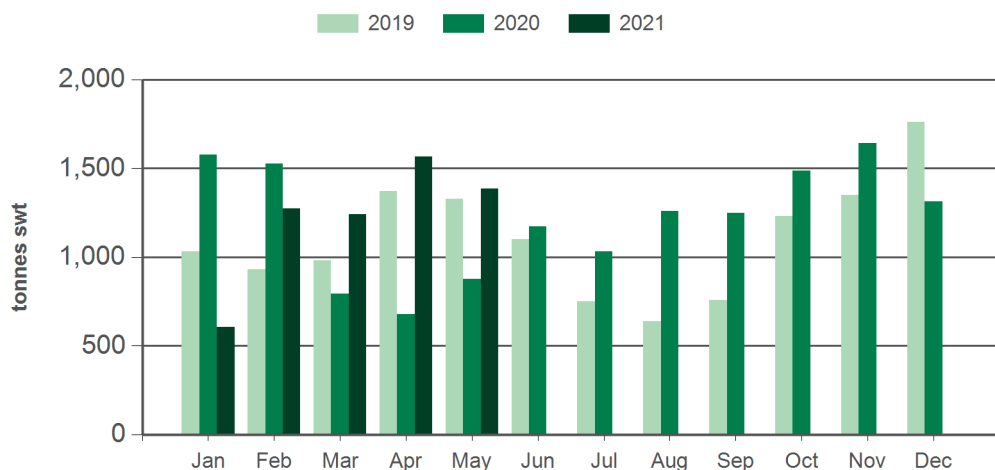
Source: DAWR. YTD = Calendar year-to-May. Y-O-Y = Year-on-year. M-O-M = Month-on-month. SWT = Shipped weight. For further information email [globalindustryinsights@mla.com.au](mailto:globalindustryinsights@mla.com.au).

#### Year-to-May sheepmeat exports to Korea



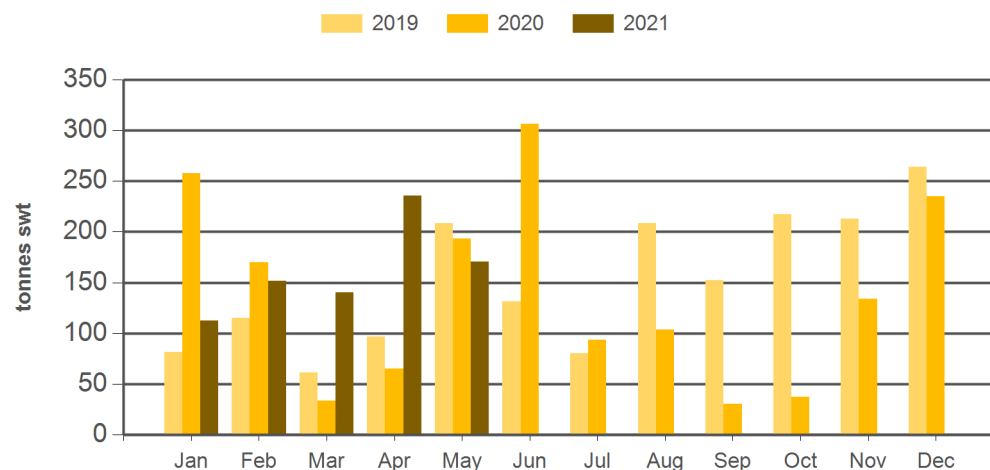
Source: DAWR, Prepared by MLA

**Monthly lamb exports to Korea**



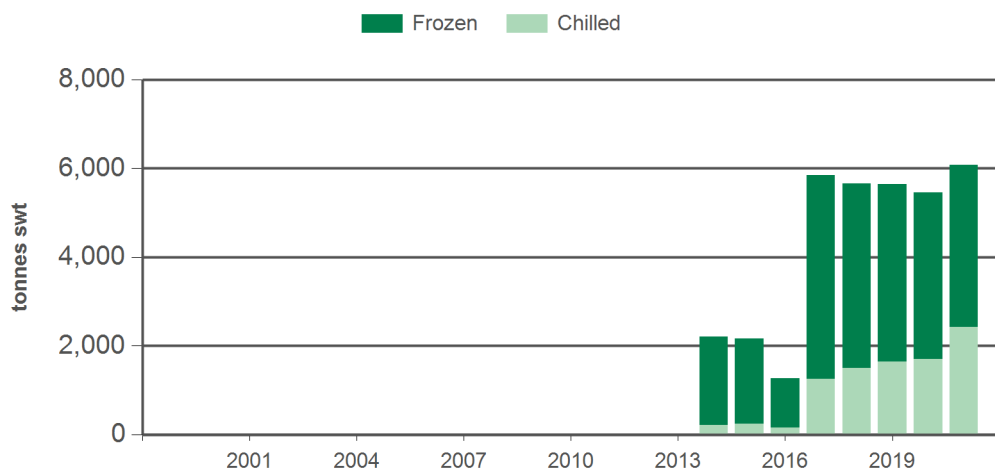
Source: DAWR, Prepared by MLA

**Monthly mutton exports to Korea**



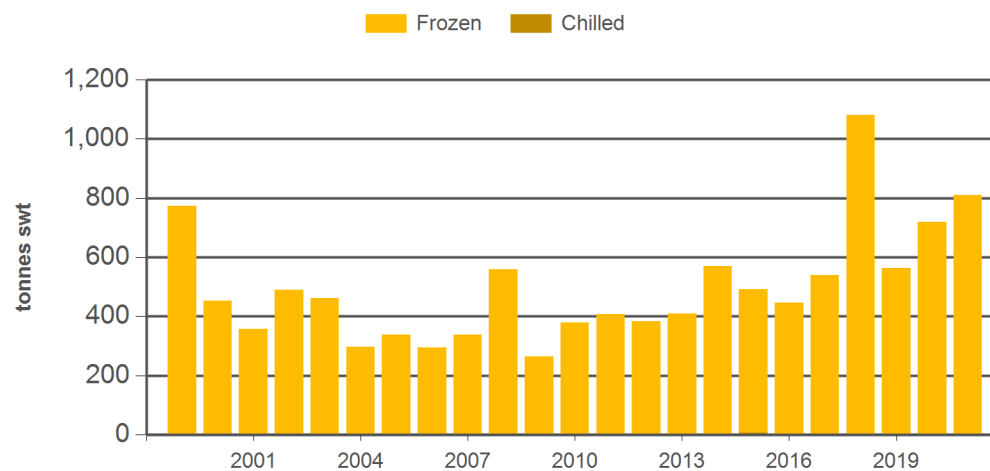
Source: DAWR, Prepared by MLA

**Year-to-May lamb exports to Korea**



Source: DAWR, Prepared by MLA

**Year-to-May mutton exports to Korea**



Source: DAWR, Prepared by MLA

#### Historical sheepmeat exports - Calendar year totals

Volume (tonnes swt)	2006	2007	2008	2009	2010	2011	2012	2013	2014	2015	2016	2017	2018	2019	2020	2021 YTD	Y-O-Y % chg.
Total	800	776	1,181	703	973	972	950	991	6,114	6,126	1,723	14,235	16,172	15,059	16,275	6,890	12
Lamb	0	0	0	0	0	0	0	0	4,837	4,829	1,277	12,777	14,076	13,230	14,616	6,080	11
Mutton	800	776	1,181	703	973	972	950	991	1,277	1,298	447	1,458	2,096	1,829	1,659	810	13

Source: DAWR. YTD = Calendar year-to-May. SWT = Shipped weight. For further information email [globalindustryinsights@mla.com.au](mailto:globalindustryinsights@mla.com.au).

#### NEED MORE INFORMATION?



Click here for further prices and market information:  
<http://www.mla.com.au/prices-markets>



To download all historical data, click here to access MLA's statistics database:  
<http://statistics.mla.com.au>



Email [marketinfo@mla.com.au](mailto:marketinfo@mla.com.au) to subscribe to this or any other of MLA's market information reports