

12-months ending November

Volume (tonnes swt)	Chilled		Frozen		Total	
	12-months ending November	Y-O-Y % chg.	12-months ending November	Y-O-Y % chg.	12-months ending November	Y-O-Y % chg.
Total	3,993	9	10,411	-15	14,404	-10
Lamb	3,991	9	8,729	-14	12,721	-8
Mutton	2	1,174	1,682	-20	1,683	-20

Calendar year-to-November

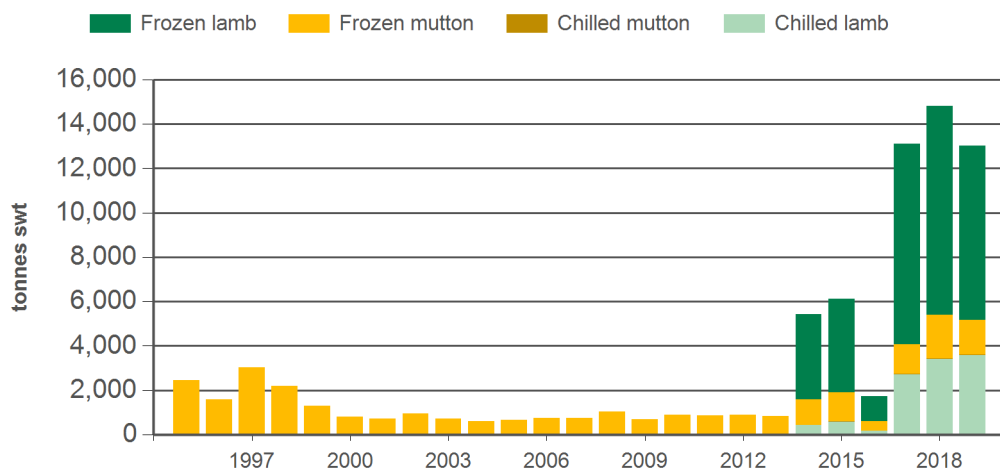
Chilled		Frozen		Total	
2019 YTD	Y-O-Y % chg.	2019 YTD	Y-O-Y % chg.	2019 YTD	Y-O-Y % chg.
3,618	6	9,416	-17	13,034	-12
3,617	5	7,853	-16	11,470	-11
2	1,174	1,563	-21	1,565	-21

Month of November

Chilled			Frozen			Total		
2019 November	M-O-M % chg.	Y-O-Y % chg.	2019 November	M-O-M % chg.	Y-O-Y % chg.	2019 November	M-O-M % chg.	Y-O-Y % chg.
383	-7	-19	1,179	14	-15	1,562	8	-16
383	-7	-19	966	19	-18	1,349	10	-18
-	-	-	213	-2	4	213	-2	4

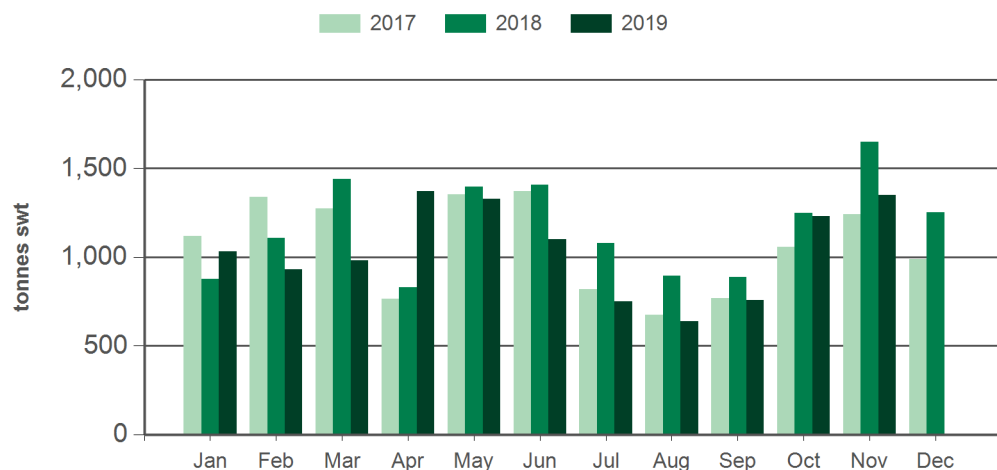
Source: DAWR. YTD = Calendar year-to-November. Y-O-Y = Year-on-year. M-O-M = Month-on-month. SWT = Shipped weight. For further information email globalindustryinsights@mla.com.au.

Year-to-November sheepmeat exports to Korea



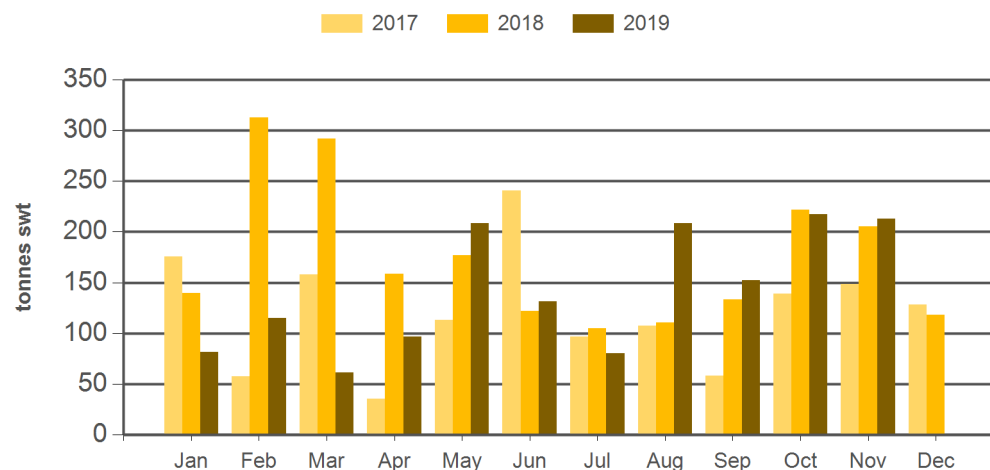
Source: DAWR, Prepared by MLA

Monthly lamb exports to Korea



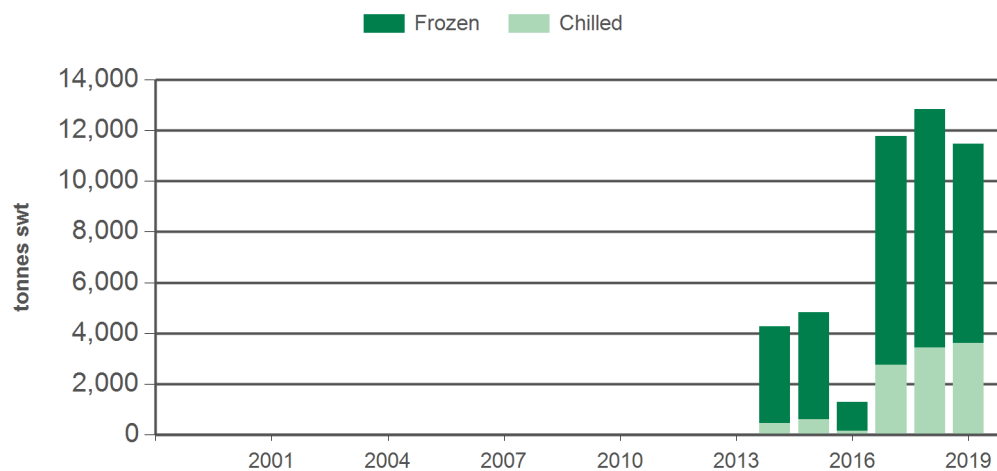
Source: DAWR, Prepared by MLA

Monthly mutton exports to Korea



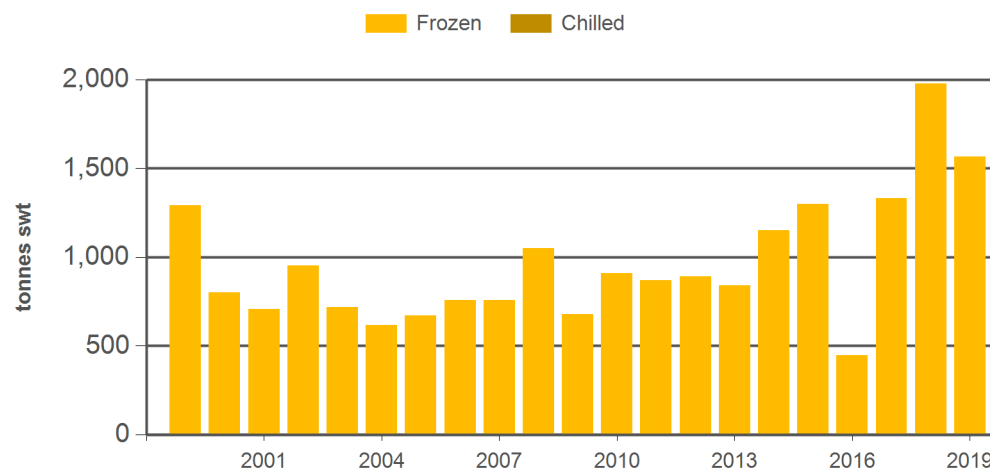
Source: DAWR, Prepared by MLA

Year-to-November lamb exports to Korea



Source: DAWR, Prepared by MLA

Year-to-November mutton exports to Korea




Source: DAWR, Prepared by MLA

Historical sheepmeat exports - Calendar year totals


Volume (tonnes swt)	2004	2005	2006	2007	2008	2009	2010	2011	2012	2013	2014	2015	2016	2017	2018	2019 YTD	Y-O-Y % chg.
Total	683	694	800	776	1,181	703	973	972	950	991	6,114	6,126	1,723	14,235	16,172	13,034	-12
Lamb	0	0	0	0	0	0	0	0	0	0	4,837	4,829	1,277	12,777	14,076	11,470	-11
Mutton	683	694	800	776	1,181	703	973	972	950	991	1,277	1,298	447	1,458	2,096	1,565	-21

Source: DAWR. YTD = Calendar year-to-November. SWT = Shipped weight. For further information email globalindustryinsights@mla.com.au.


NEED MORE INFORMATION?



Click here for further prices and market information:
<http://www.mla.com.au/prices-markets>



To download all historical data, click here to access MLA's statistics database:
<http://statistics.mla.com.au>



Email marketinfo@mla.com.au to subscribe to this or any other of MLA's market information reports