

#### European Union (EU-27)

##### 12-months ending November

Volume (tonnes swt)	Chilled		Frozen		Total	
	12-months ending November	Y-O-Y % chg.	12-months ending November	Y-O-Y % chg.	12-months ending November	Y-O-Y % chg.
Total	6,627	-	312	-10	6,939	-1
Grainfed	6,231	2	299	-11	6,530	2
Grassfed	396	-27	13	4	408	-27

##### Calendar year-to-November

Chilled		Frozen		Total	
2021 YTD	Y-O-Y % chg.	2021 YTD	Y-O-Y % chg.	2021 YTD	Y-O-Y % chg.
6,301	-	273	-22	6,574	-1
5,905	1	260	-22	6,165	-
396	-19	13	4	408	-18

##### Month of November

Chilled			Frozen			Total		
2021 November	M-O-M % chg.	Y-O-Y % chg.	2021 November	M-O-M % chg.	Y-O-Y % chg.	2021 November	M-O-M % chg.	Y-O-Y % chg.
762	80	7	69	180	56	831	85	10
667	90	-3	69	180	56	736	96	1
95	31	227	-	-	-	95	31	227

#### United Kingdom

##### 12-months ending November

Volume (tonnes swt)	Chilled		Frozen		Total	
	12-months ending November	Y-O-Y % chg.	12-months ending November	Y-O-Y % chg.	12-months ending November	Y-O-Y % chg.
Total	868	-47	124	109	992	-42
Grainfed	587	-58	124	109	711	-51
Grassfed	281	13	-	-	281	13

##### Calendar year-to-November

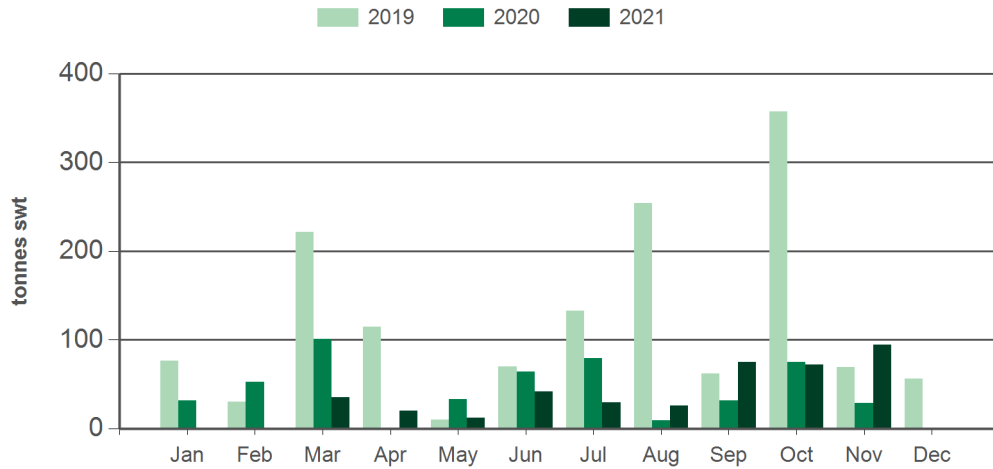
Chilled		Frozen		Total	
2021 YTD	Y-O-Y % chg.	2021 YTD	Y-O-Y % chg.	2021 YTD	Y-O-Y % chg.
839	-44	124	163	963	-37
558	-57	124	163	682	-50
281	50	-	-	281	50

##### Month of November

Chilled			Frozen			Total		
2021 November	M-O-M % chg.	Y-O-Y % chg.	2021 November	M-O-M % chg.	Y-O-Y % chg.	2021 November	M-O-M % chg.	Y-O-Y % chg.
84	3	195	12	-	-	96	18	238
71	55	148	12	-	-	83	82	190
14	-62	-	-	-	-	14	-62	-

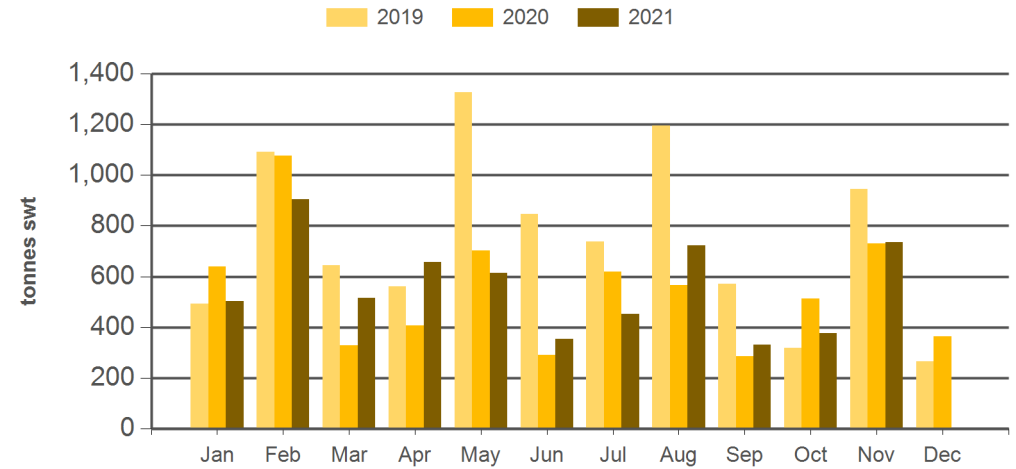
Source: DAWR. SWT = Shipped weight. YTD = Calendar year-to-November. Y-O-Y = Year-on-year. M-O-M = Month-on-month. Grainfed is the prefix for grainfed beef. Grassfed is the prefix for grassfed beef. For further information email [globalindustryinsights@mla.com.au](mailto:globalindustryinsights@mla.com.au).

#### Monthly grassfed beef exports to the EU



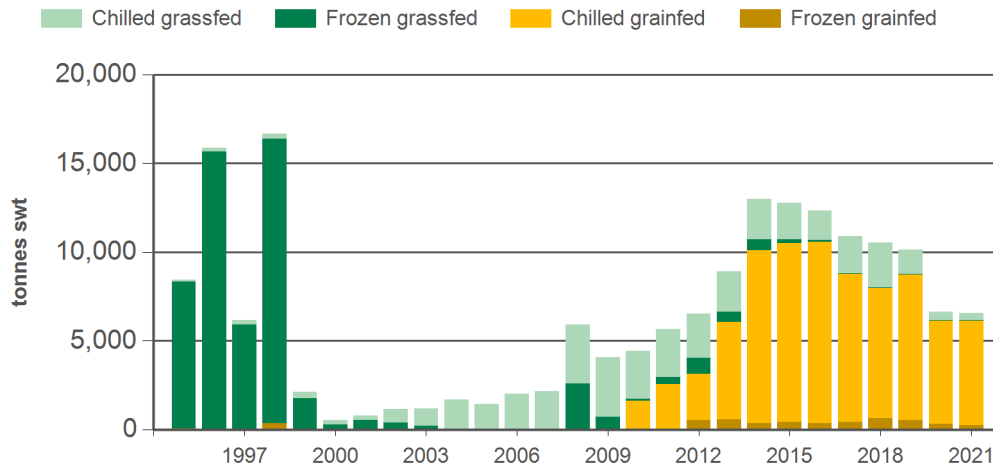
Source: DAWR, Prepared by MLA

#### Monthly grainfed beef exports to the EU



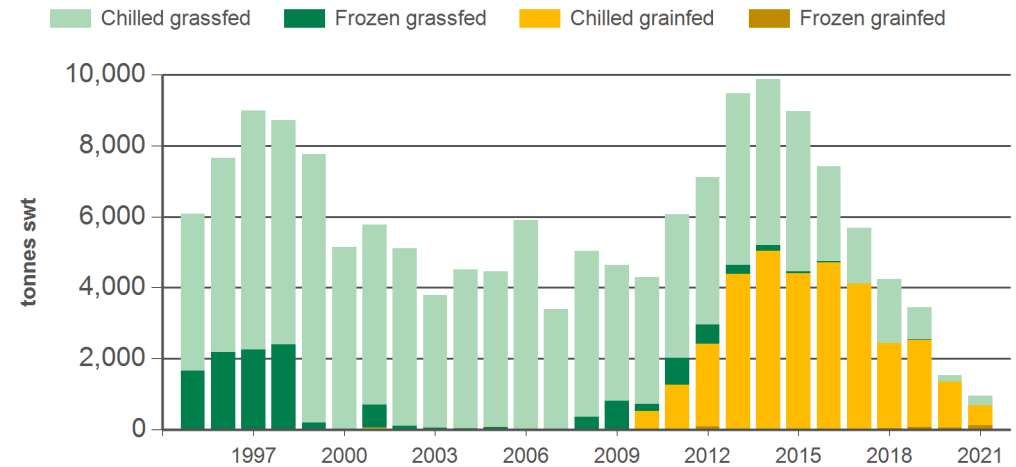
Source: DAWR, Prepared by MLA

#### Year-to-November beef exports to the EU



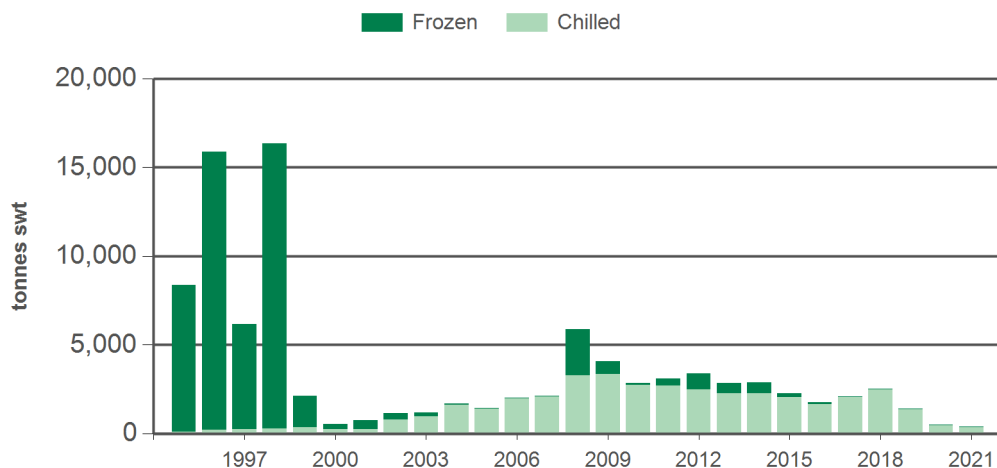
Source: DAWR, Prepared by MLA

#### Year-to-November beef exports to the UK



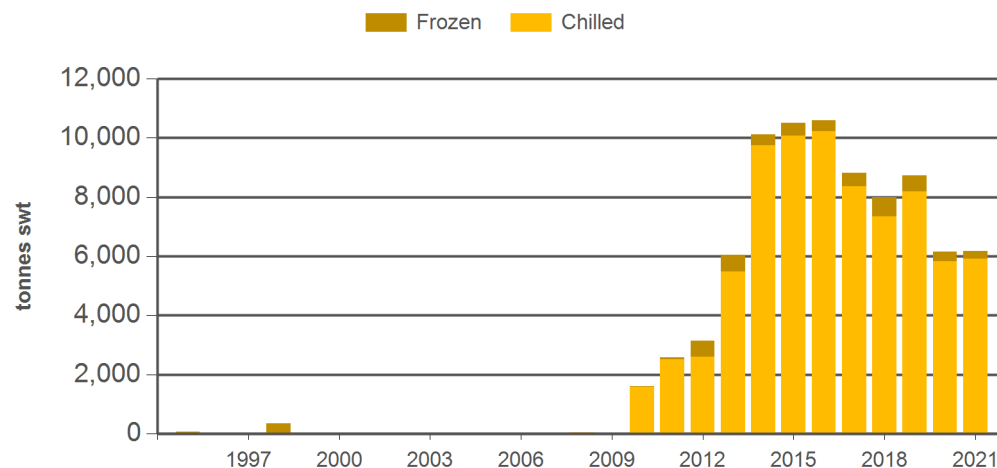
Source: DAWR, Prepared by MLA

#### Year-to-November grassfed beef exports to the EU



Source: DAWR, Prepared by MLA

#### Year-to-November grainfed beef exports to the EU



Source: DAWR, Prepared by MLA

#### Historical beef exports to the European Union (EU-27) - Calendar year totals

Volume (tonnes swt)	2006	2007	2008	2009	2010	2011	2012	2013	2014	2015	2016	2017	2018	2019	2020	2021 YTD	Y-O-Y % chg.
Total	2,149	2,466	6,407	4,426	5,007	6,139	7,239	9,723	14,023	13,984	13,142	11,832	11,272	10,454	7,024	6,574	-1
Grainfed	0	8	36	9	1,966	2,836	3,662	6,689	11,029	11,513	11,165	9,526	8,597	8,998	6,523	6,165	0
Grassfed	2,149	2,458	6,371	4,417	3,041	3,303	3,577	3,034	2,995	2,472	1,977	2,307	2,674	1,456	501	408	-18

#### Historical beef exports to the United Kingdom - Calendar year totals

Volume (tonnes swt)	2006	2007	2008	2009	2010	2011	2012	2013	2014	2015	2016	2017	2018	2019	2020	2021 YTD	Y-O-Y % chg.
Total	6,307	3,487	5,468	4,881	4,878	6,698	7,710	10,204	10,595	9,460	7,699	6,041	4,395	3,604	1,567	963	-37
Grainfed	0	0	1	4	580	1,388	2,600	4,812	5,455	4,615	4,814	4,371	2,556	2,646	1,379	682	-50
Grassfed	6,307	3,487	5,468	4,877	4,298	5,309	5,110	5,391	5,141	4,845	2,884	1,670	1,839	958	188	281	50

Source: DAWR. YTD = Calendar year-to-November. Grainfed is the prefix for grainfed beef. Grassfed is the prefix for grassfed beef. For further information email [globalindustryinsights@mla.com.au](mailto:globalindustryinsights@mla.com.au).