

12-months ending November

Volume (tonnes swt)	Chilled		Frozen		Total	
	12-months ending November	Y-O-Y % chg.	12-months ending November	Y-O-Y % chg.	12-months ending November	Y-O-Y % chg.
Total	40,856	16	125,407	1	166,264	4
Grainfed	28,546	10	42,383	29	70,930	21
Grassfed	12,310	32	83,024	-9	95,334	-5

Calendar year-to-November

Chilled		Frozen		Total	
2021 YTD	Y-O-Y % chg.	2021 YTD	Y-O-Y % chg.	2021 YTD	Y-O-Y % chg.
36,802	15	113,071	1	149,873	4
25,801	9	38,741	29	64,542	20
11,000	31	74,330	-10	85,331	-6

Month of November

Chilled			Frozen			Total		
2021 November	M-O-M % chg.	Y-O-Y % chg.	2021 November	M-O-M % chg.	Y-O-Y % chg.	2021 November	M-O-M % chg.	Y-O-Y % chg.
3,929	10	11	14,309	26	10	18,238	22	10
2,863	9	10	4,239	-3	5	7,102	2	7
1,066	10	14	10,071	44	12	11,136	40	12

12-months ending October

Value ('000 A\$ FOB)	Chilled		Frozen		Total	
	12-months ending October	Y-O-Y % chg.	12-months ending October	Y-O-Y % chg.	12-months ending October	Y-O-Y % chg.
Total	597,179	27	1,070,588	12	1,781,282	25
Boneless	528,026	21	822,219	14	1,403,139	21
Bone-in	42,984	28	210,231	-8	258,581	-2
Carcase	-		551	557	912	987

Calendar year-to-October

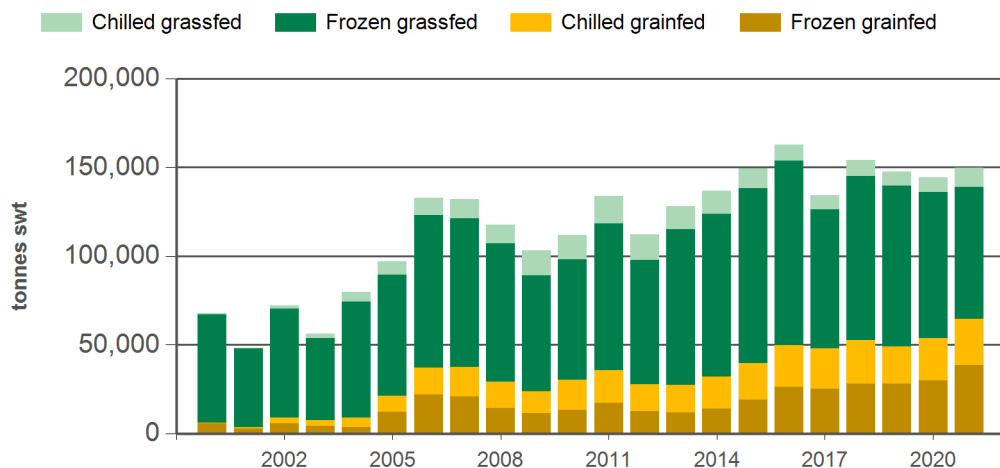
Chilled		Frozen		Total	
2021 YTD	Y-O-Y % chg.	2021 YTD	Y-O-Y % chg.	2021 YTD	Y-O-Y % chg.
504,299	34	886,170	13	1,495,142	29
436,389	24	673,945	14	1,158,779	23
36,308	37	176,053	-8	217,103	-
-	-	248	275	609	821

Month of October

Chilled			Frozen			Total		
2021 October	M-O-M % chg.	Y-O-Y % chg.	2021 October	M-O-M % chg.	Y-O-Y % chg.	2021 October	M-O-M % chg.	Y-O-Y % chg.
61,223	42	42	120,807	29	51	216,412	29	76
56,597	44	40	95,605	29	51	152,201	34	47
4,626	22	66	25,203	26	51	29,829	25	53
-	-	-	-	-	-	-	-	-

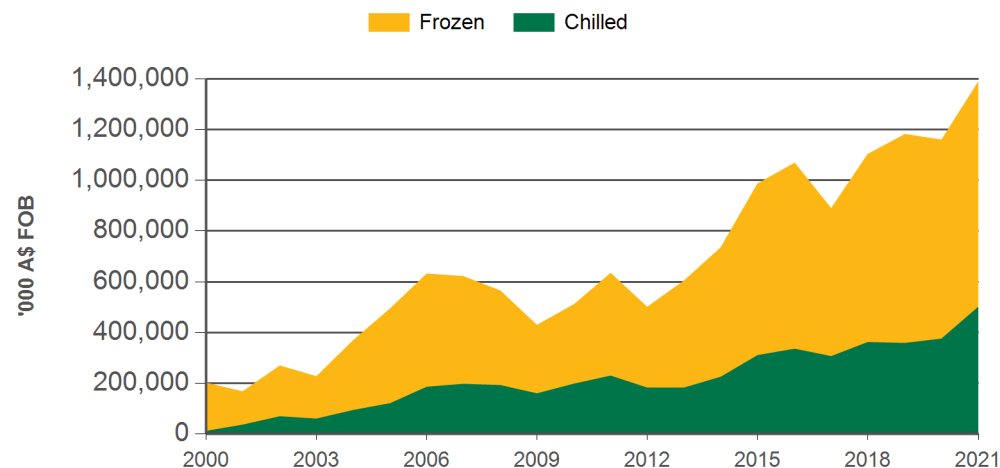
Source: DAWR, ABS. SWT = Shipped weight. Volume YTD = Calendar year-to-November. Value YTD = Calendar year-to-October. Y-O-Y = Year-on-year. M-O-M = Month-on-month. Grainfed is the prefix for grainfed beef. Grassfed is the prefix for grassfed beef. For further information email globalindustryinsights@mla.com.au.

Year-to-November beef exports to South Korea - volume



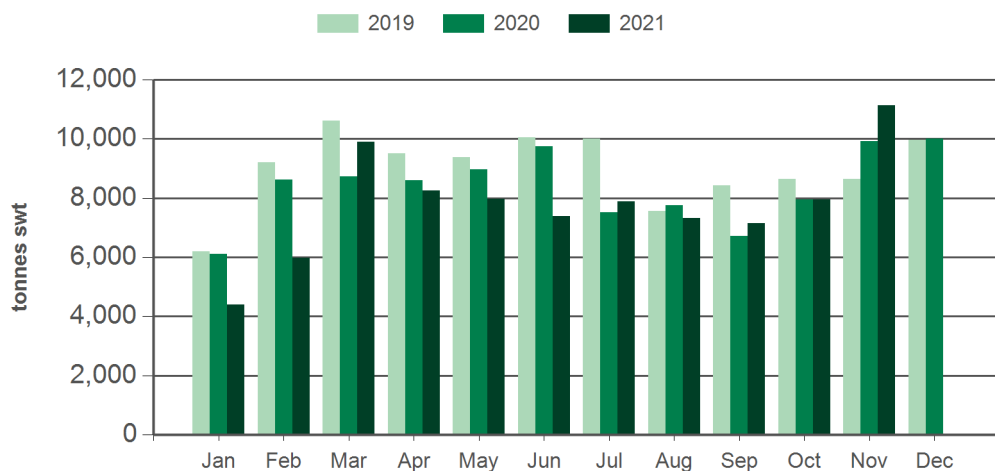
Source: DAWR, Prepared by MLA

Year-to-October beef exports to South Korea - value



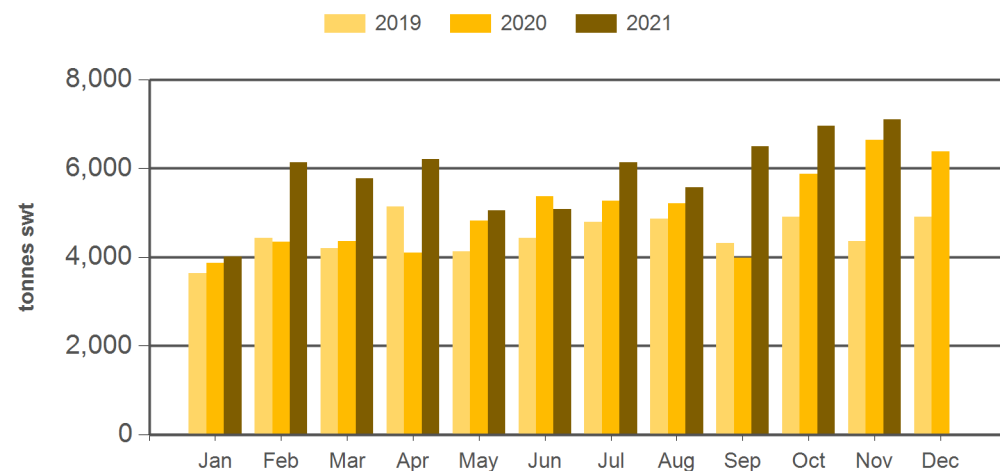
Source: ABS, Prepared by MLA

Monthly grassfed beef exports to South Korea



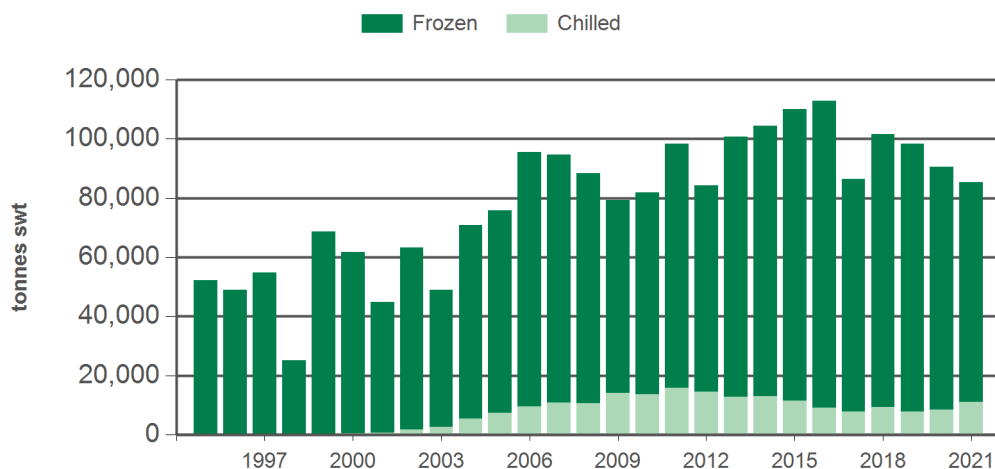
Source: DAWR, Prepared by MLA

Monthly grainfed beef exports to South Korea



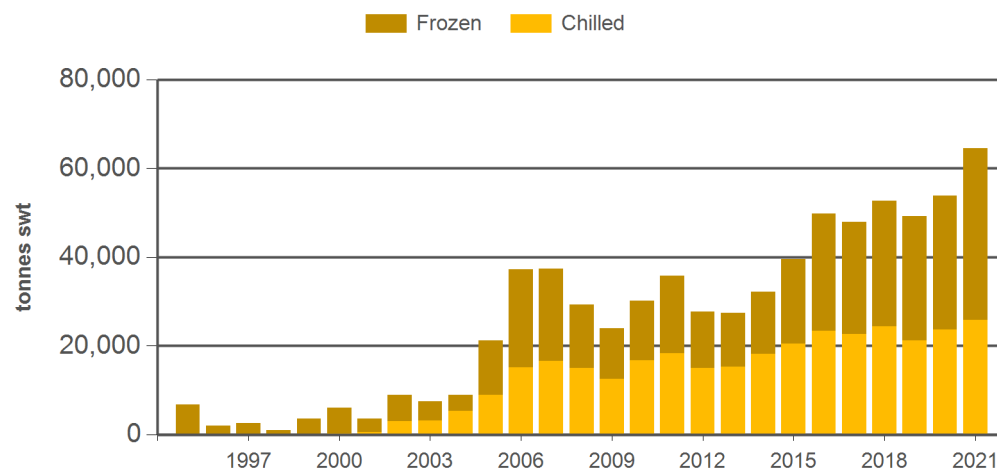
Source: DAWR, Prepared by MLA

Year-to-November grassfed beef exports to South Korea



Source: DAWR, Prepared by MLA

Year-to-November grainfed beef exports to South Korea



Source: DAWR, Prepared by MLA

Historical beef exports - Calendar year totals

Volume (tonnes swt)	2006	2007	2008	2009	2010	2011	2012	2013	2014	2015	2016	2017	2018	2019	2020	2021 YTD	Y-O-Y % chg.
Total	149,663	148,933	127,207	115,482	124,161	146,347	125,957	144,365	150,918	166,588	179,854	148,552	170,373	162,344	160,850	149,873	4
Grainfed	41,205	41,526	31,581	27,157	34,151	38,762	31,332	31,020	35,640	44,203	55,756	53,564	57,598	54,144	60,239	64,542	20
Grassfed	108,458	107,407	95,626	88,325	90,009	107,585	94,625	113,345	115,278	122,385	124,098	94,987	112,775	108,199	100,611	85,331	-6

Source: DAWR. SWT = Shipped weight. YTD = Calendar year-to-November. Y-O-Y = Year-on-year. For further information email globalindustryinsights@mla.com.au.