

Australian beef exports to South East Asia

Monthly trade summary

November 2021

12-months ending November

Volume (tonnes swt)	Chilled		Frozen		Total	
	12-months ending November	Y-O-Y % chg.	12-months ending November	Y-O-Y % chg.	12-months ending November	Y-O-Y % chg.
Total	16,520	-1	94,212	2	110,732	2
Indonesia	4,338	17	41,524	-5	45,861	-4
Philippines	604	-33	24,895	25	25,498	23
Malaysia	2,005	-11	6,058	-14	8,062	-13
Singapore	4,272	-4	1,764	-67	6,035	-38
Thailand	3,276	14	6,319	23	9,595	20
Vietnam	1,708	-24	13,014	25	14,721	16
Other	320		638		958	

Calendar year-to-November

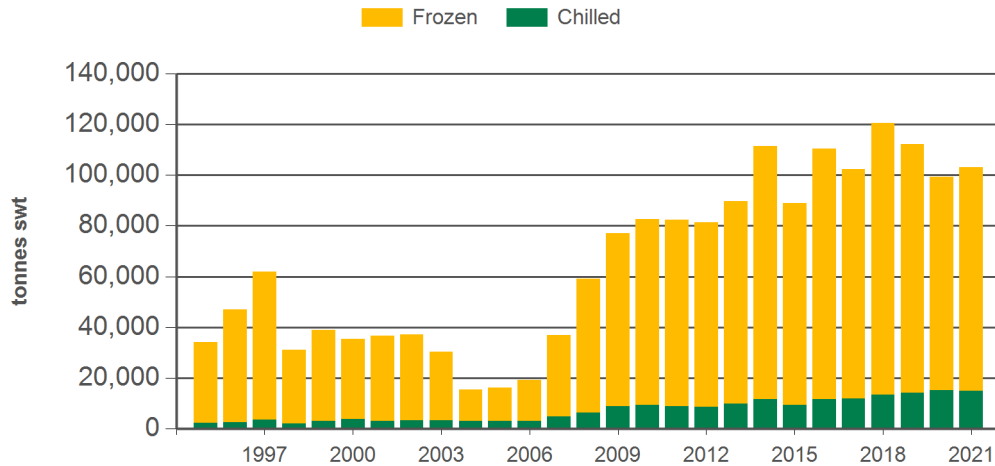
Chilled		Frozen		Total	
2021 YTD	Y-O-Y % chg.	2021 YTD	Y-O-Y % chg.	2021 YTD	Y-O-Y % chg.
14,920	-1	88,056	5	102,976	4
4,011	20	38,755	-6	42,766	-4
591	-28	23,642	27	24,233	24
1,789	-12	5,623	-7	7,412	-9
3,763	-7	1,605	-68	5,367	-41
2,925	13	5,833	79	8,759	50
1,553	-25	11,975	29	13,528	19
289		623		912	

Month of November

Chilled			Frozen			Total		
2021 November	M-O-M % chg.	Y-O-Y % chg.	2021 November	M-O-M % chg.	Y-O-Y % chg.	2021 November	M-O-M % chg.	Y-O-Y % chg.
1,122	21	-20	6,696	2	22	7,819	4	13
158	58	-43	2,769	11	3	2,927	13	-1
27	324	-8	1,408	-32	58	1,435	-31	56
202	21	-1	613	-13	-13	815	-7	-10
379	24	-7	147	-12	-26	526	11	-13
229	-2	-16	858	97	165	1,087	62	83
90	-14	-57	892	25	33	982	20	11
38			8			47		

Source: DAWR. SWT = Shipped weight. YTD = Calendar year-to-November. Y-O-Y = Year-on-year. M-O-M = Month-on-month. For further information email globalindustryinsights@mla.com.au.

Year-to-November beef exports to South East Asia



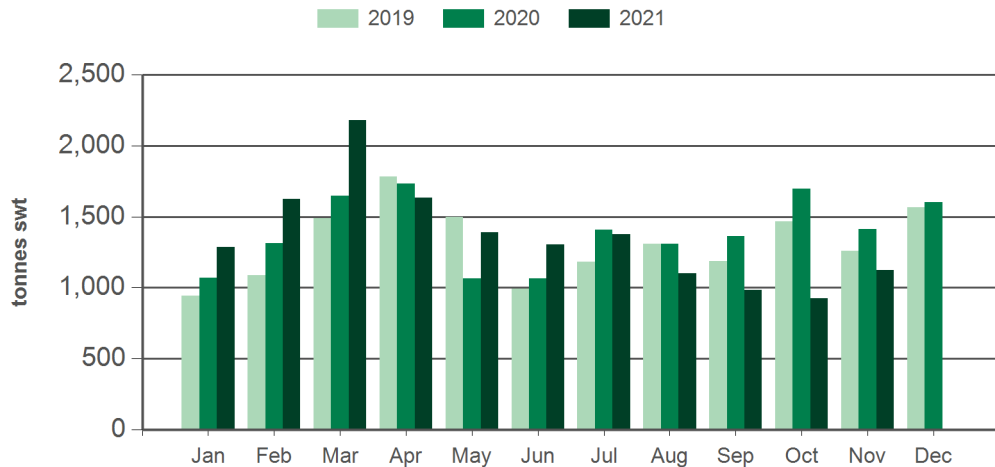
Source: DAWR, Prepared by MLA

AUD/USD



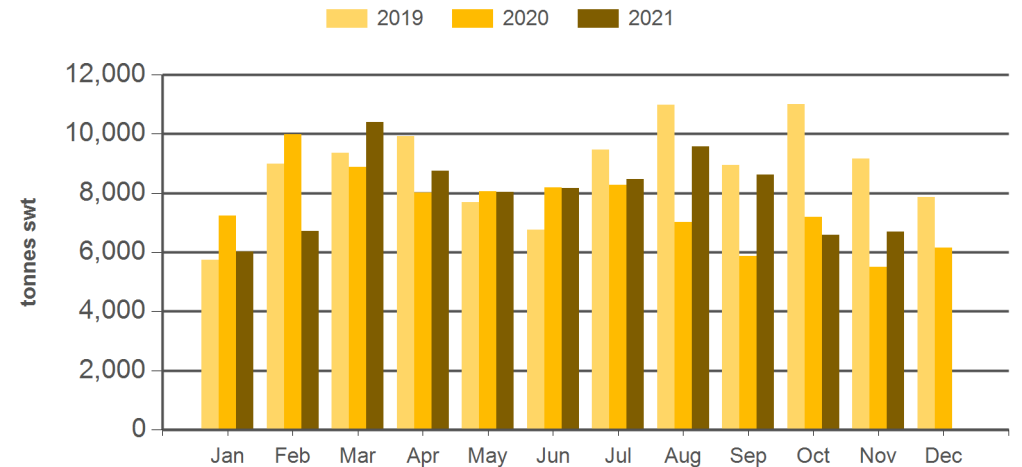
Source: xe.com, Prepared by MLA

Monthly chilled beef exports to South East Asia



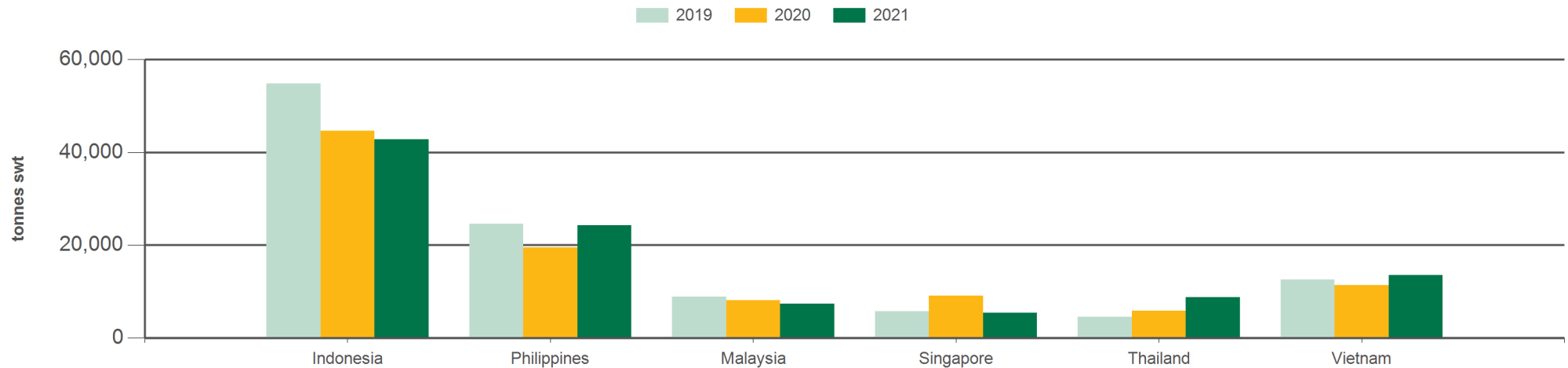
Source: DAWR, Prepared by MLA

Monthly frozen beef exports to South East Asia



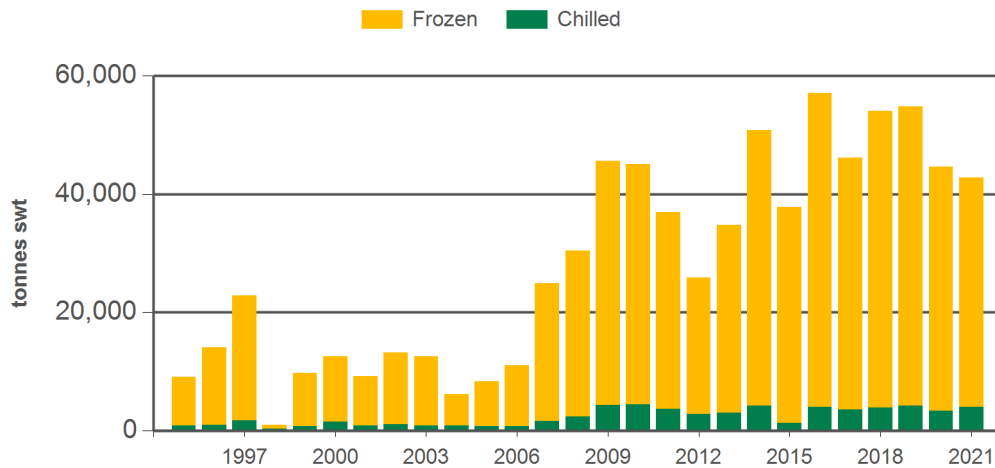
Source: DAWR, Prepared by MLA

Year-to-November beef exports to South East Asia



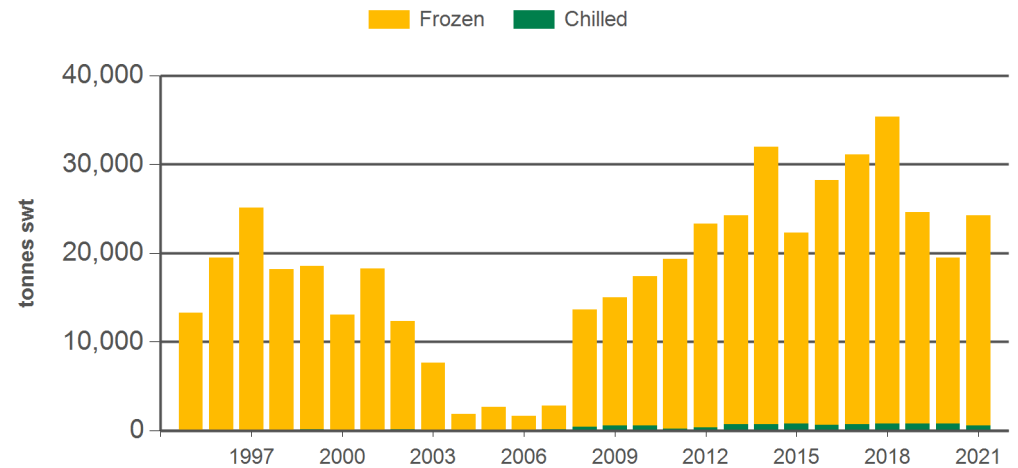
Source: DAWR, Prepared by MLA

Year-to-November beef exports to the Indonesia



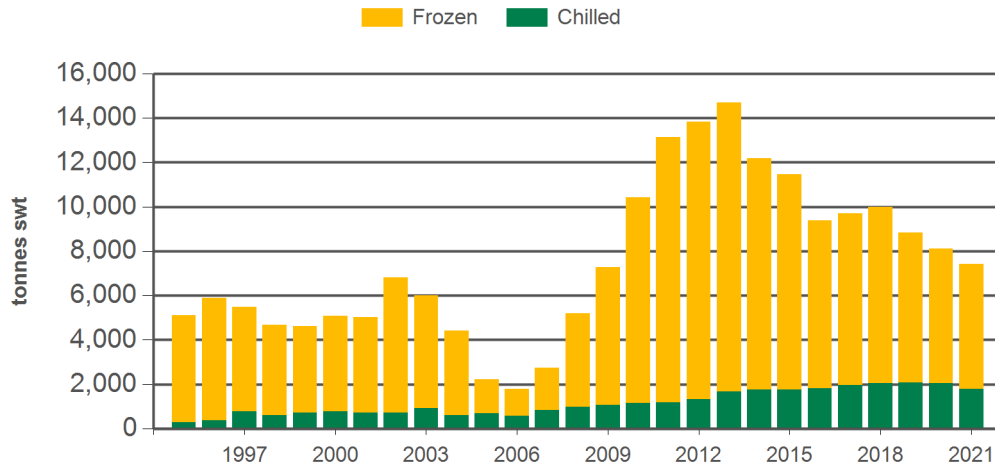
Source: DAWR, Prepared by MLA

Year-to-November beef exports to the Philippines



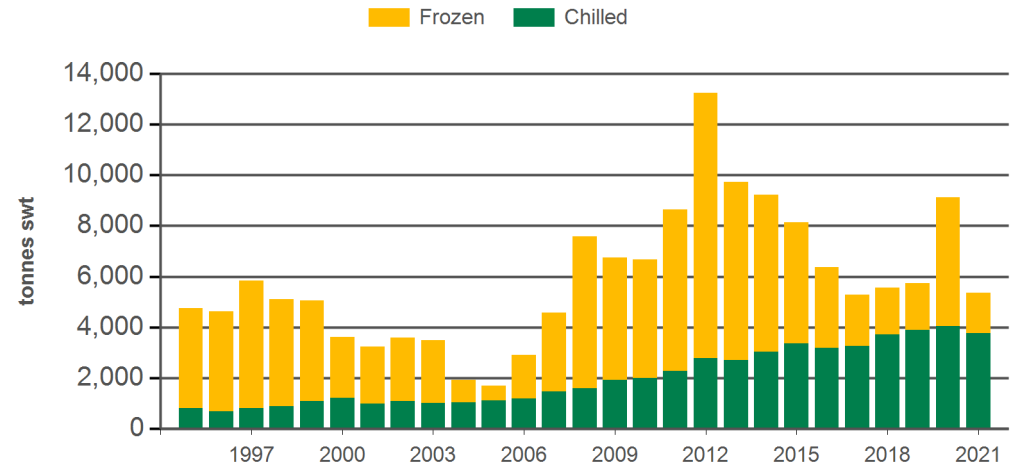
Source: DAWR, Prepared by MLA

Year-to-November beef exports to Malaysia



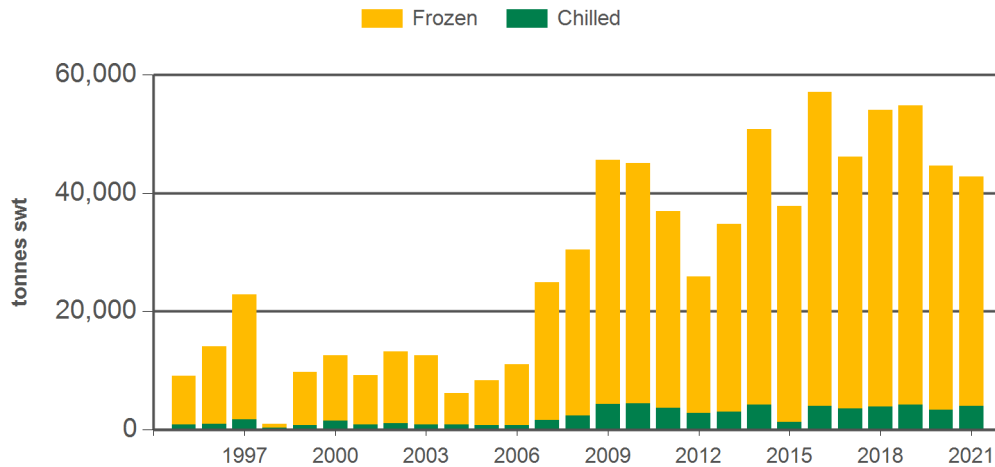
Source: DAWR, Prepared by MLA

Year-to-November beef exports to Singapore



Source: DAWR, Prepared by MLA

Year-to-November beef exports to Indonesia



Source: DAWR, Prepared by MLA

NEED MORE INFORMATION?



Click here for further prices and market information:
<http://www.mla.com.au/prices-markets>



To download all historical data, click here to access MLA's statistics database:
<http://statistics.mla.com.au>



Email marketinfo@mla.com.au to subscribe to this or any other of MLA's market information reports

Historical beef exports - Calendar year totals

Volume (tonnes swt)	2006	2007	2008	2009	2010	2011	2012	2013	2014	2015	2016	2017	2018	2019	2020	2021 YTD	Y-O-Y % chg.
Total	21,313	41,233	63,862	87,069	90,277	89,351	88,036	100,461	119,939	96,271	119,879	111,219	129,387	121,592	107,094	102,976	4
Indonesia	12,153	26,788	33,018	51,815	48,436	39,590	27,097	39,418	53,140	39,134	61,676	49,698	57,349	57,637	47,733	42,766	-4
Philippines	1,937	3,416	14,143	16,960	19,205	20,998	25,718	26,992	34,352	25,352	29,431	33,267	36,788	25,844	20,777	24,233	24
Malaysia	2,031	3,303	6,183	8,027	11,701	14,436	15,544	15,935	13,105	12,344	10,391	10,631	10,840	9,986	8,756	7,412	-9
Singapore	3,205	5,534	8,061	7,472	7,622	9,659	14,087	10,564	10,094	8,767	6,967	5,772	6,109	6,336	9,792	5,367	-41
Thailand	1,391	1,541	1,426	1,595	1,834	2,499	2,789	4,263	5,422	5,897	5,565	5,903	6,381	6,721	6,683	8,759	50
Vietnam	371	499	764	926	977	1,475	2,212	2,278	2,902	3,721	4,942	5,051	10,795	13,925	12,531	13,528	19
Other	225	152	266	273	502	694	588	1,010	924	1,055	908	898	1,126	1,142	821	912	

Source: DAWR. SWT = Shipped weight. YTD = Calendar year-to-November. Y-O-Y = Year-on-year. For further information email globalindustryinsights@mla.com.au.