

### 12-months ending November

Volume (tonnes swt)	Chilled		Frozen		Total	
	12-months ending November	Y-O-Y % chg.	12-months ending November	Y-O-Y % chg.	12-months ending November	Y-O-Y % chg.
Total	5,650	17	10,363	-13	16,013	-4
Lamb	5,650	17	8,630	-16	14,280	-5
Mutton	-		1,733	3	1,733	3

### Calendar year-to-November

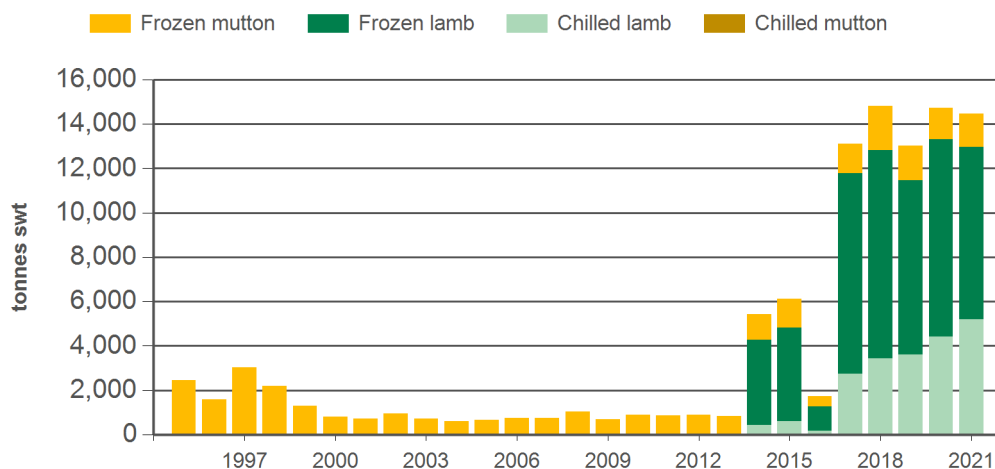
Chilled		Frozen		Total	
2021 YTD	Y-O-Y % chg.	2021 YTD	Y-O-Y % chg.	2021 YTD	Y-O-Y % chg.
5,187	17	9,276	-10	14,463	-2
5,187	17	7,777	-12	12,965	-3
-	-	1,498	5	1,498	5

### Month of November

Chilled			Frozen			Total		
2021 November	M-O-M % chg.	Y-O-Y % chg.	2021 November	M-O-M % chg.	Y-O-Y % chg.	2021 November	M-O-M % chg.	Y-O-Y % chg.
543	12	-6	767	97	-36	1,310	50	-26
543	12	-6	534	51	-50	1,077	29	-34
-	-	-	234	554	75	234	554	75

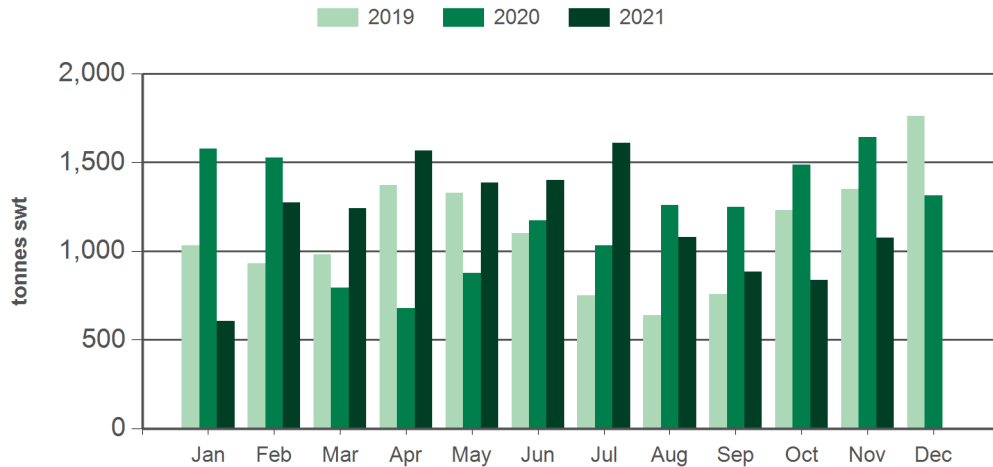
Source: DAWR. YTD = Calendar year-to-November. Y-O-Y = Year-on-year. M-O-M = Month-on-month. SWT = Shipped weight. For further information email [globalindustryinsights@mla.com.au](mailto:globalindustryinsights@mla.com.au).

### Year-to-November sheepmeat exports to Korea



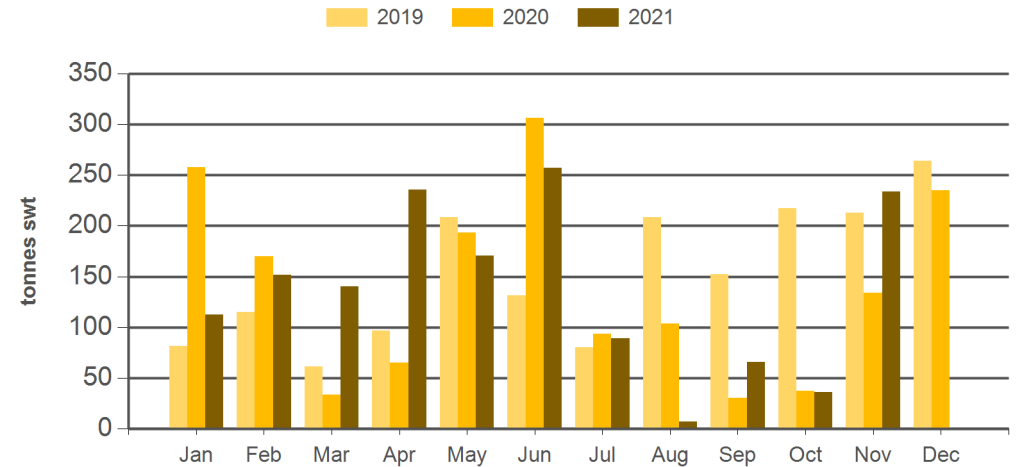
Source: DAWR, Prepared by MLA

**Monthly lamb exports to Korea**



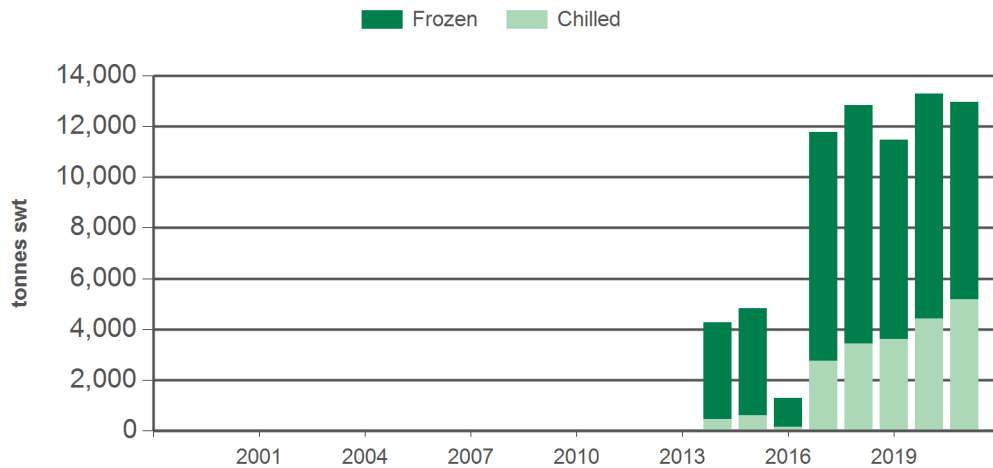
Source: DAWR, Prepared by MLA

**Monthly mutton exports to Korea**



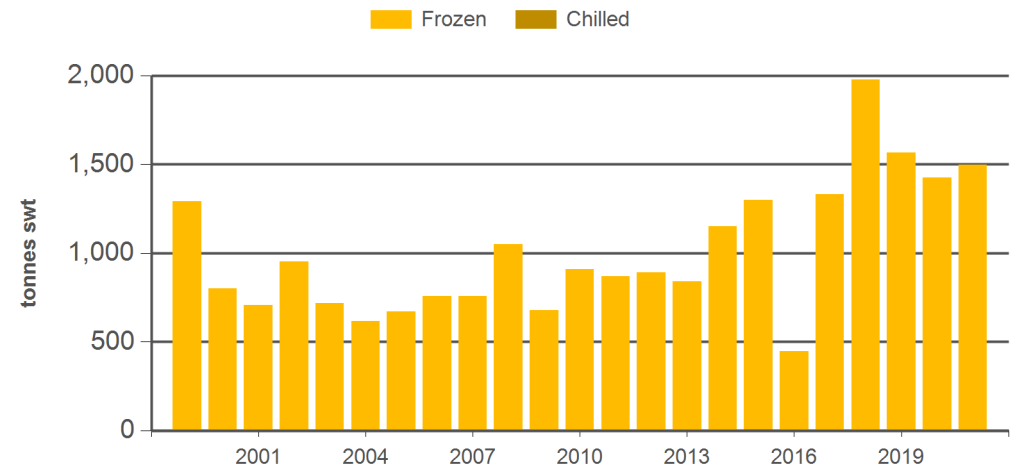
Source: DAWR, Prepared by MLA

**Year-to-November lamb exports to Korea**



Source: DAWR, Prepared by MLA

**Year-to-November mutton exports to Korea**



Source: DAWR, Prepared by MLA

#### Historical sheepmeat exports - Calendar year totals

Volume (tonnes swt)	2006	2007	2008	2009	2010	2011	2012	2013	2014	2015	2016	2017	2018	2019	2020	2021 YTD	Y-O-Y % chg.
Total	800	776	1,181	703	973	972	950	991	6,114	6,126	1,723	14,235	16,172	15,059	16,275	14,463	-2
Lamb	0	0	0	0	0	0	0	0	4,837	4,829	1,277	12,777	14,076	13,230	14,616	12,965	-3
Mutton	800	776	1,181	703	973	972	950	991	1,277	1,298	447	1,458	2,096	1,829	1,659	1,498	5

Source: DAWR. YTD = Calendar year-to-November. SWT = Shipped weight. For further information email [globalindustryinsights@mla.com.au](mailto:globalindustryinsights@mla.com.au).

#### NEED MORE INFORMATION?



Click here for further prices and market information:  
<http://www.mla.com.au/prices-markets>



To download all historical data, click here to access MLA's statistics database:  
<http://statistics.mla.com.au>



Email [marketinfo@mla.com.au](mailto:marketinfo@mla.com.au) to subscribe to this or any other of MLA's market information reports