

#### 12-months ending November

| Volume<br>(tonnes swt) | Chilled                         |                    | Frozen                          |                    | Total                           |                    |
|------------------------|---------------------------------|--------------------|---------------------------------|--------------------|---------------------------------|--------------------|
|                        | 12-months<br>ending<br>November | Y-O-Y<br>%<br>chg. | 12-months<br>ending<br>November | Y-O-Y<br>%<br>chg. | 12-months<br>ending<br>November | Y-O-Y<br>%<br>chg. |
| Total                  | 1,775                           | -2                 | 36,168                          | -8                 | 37,943                          | -8                 |
| Malaysia               | 73                              | 27                 | 24,446                          | -5                 | 24,519                          | -5                 |
| Singapore              | 1,570                           | 1                  | 9,027                           | -15                | 10,597                          | -12                |
| Indonesia              | 14                              | 106                | 1,096                           | -18                | 1,109                           | -17                |
| Vietnam                | 12                              | -26                | 341                             | 19                 | 354                             | 17                 |
| Brunei                 | 4                               | 18                 | 443                             | 41                 | 447                             | 40                 |
| Thailand               | 97                              | -43                | 415                             | -2                 | 511                             | -14                |
| Philippines            | 1                               | -42                | 332                             | -23                | 332                             | -23                |
| Other                  | 4                               |                    | 70                              |                    | 74                              |                    |

#### Calendar year-to-November

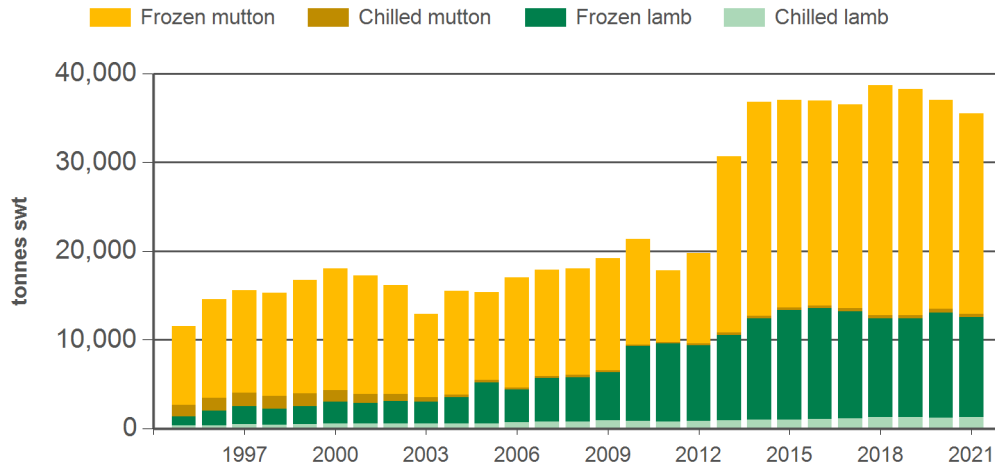
| Chilled     |                    | Frozen      |                    | Total       |                    |
|-------------|--------------------|-------------|--------------------|-------------|--------------------|
| 2021<br>YTD | Y-O-Y<br>%<br>chg. | 2021<br>YTD | Y-O-Y<br>%<br>chg. | 2021<br>YTD | Y-O-Y<br>%<br>chg. |
| 1,608       | -1                 | 33,919      | -4                 | 35,526      | -4                 |
| 64          | 22                 | 22,970      | -2                 | 23,034      | -1                 |
| 1,440       | 2                  | 8,411       | -11                | 9,850       | -10                |
| 1           | -68                | 1,039       | -15                | 1,040       | -16                |
| 10          | -20                | 287         | 17                 | 298         | 15                 |
| 4           | 18                 | 443         | 94                 | 447         | 93                 |
| 83          | -39                | 394         | 5                  | 478         | -7                 |
| 1           | -37                | 319         | -19                | 320         | -19                |
| 4           |                    | 55          |                    | 59          |                    |

#### Month of November

| Chilled          |                    |                    | Frozen           |                    |                    | Total            |                    |                    |
|------------------|--------------------|--------------------|------------------|--------------------|--------------------|------------------|--------------------|--------------------|
| 2021<br>November | M-O-M<br>%<br>chg. | Y-O-Y<br>%<br>chg. | 2021<br>November | M-O-M<br>%<br>chg. | Y-O-Y<br>%<br>chg. | 2021<br>November | M-O-M<br>%<br>chg. | Y-O-Y<br>%<br>chg. |
| 122              | -13                | -30                | 3,527            | 46                 | 8                  | 3,650            | 43                 | 6                  |
| 2                | -87                | -81                | 2,633            | 56                 | 23                 | 2,635            | 55                 | 23                 |
| 110              | -12                | -28                | 673              | -5                 | -20                | 783              | -6                 | -21                |
| 0                | -                  | -                  | 159              | 3,745              | -17                | 159              | 3,745              | -17                |
| 1                | -                  | -19                | 11               | 827                | -62                | 12               | 878                | -60                |
| 0                | -                  | -                  | 0                | -                  | -                  | 0                | -                  | -                  |
| 10               | 157                | -27                | 36               | 119                | -45                | 46               | 126                | -42                |
| 0                | -                  | -                  | 9                | -                  | 84                 | 9                | -                  | 84                 |
| 0                |                    |                    | 6                |                    |                    | 6                |                    |                    |

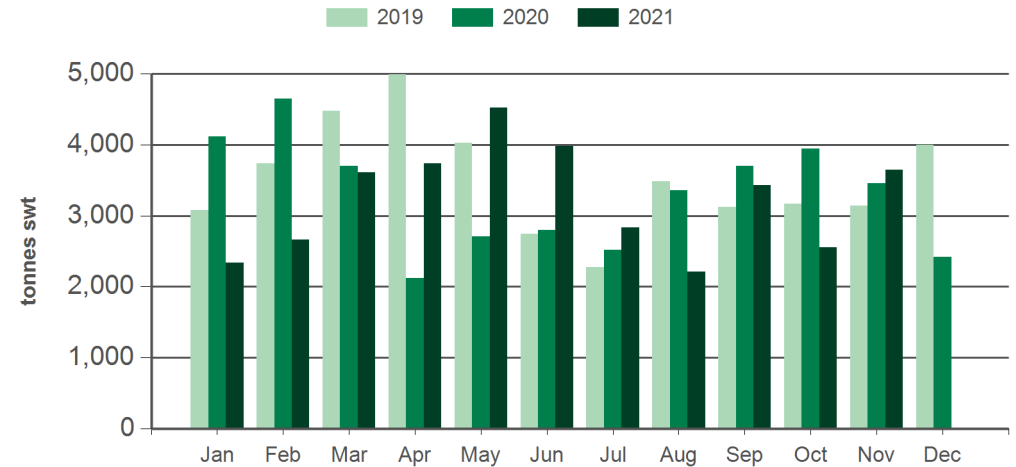
Source: DAWR. SWT = Shipped weight. YTD = Calendar year-to-November. Y-O-Y = Year-on-year. M-O-M = Month-on-month. For further information email [globalindustryinsights@mla.com.au](mailto:globalindustryinsights@mla.com.au).

#### Year-to-November sheepmeat exports to South East Asia



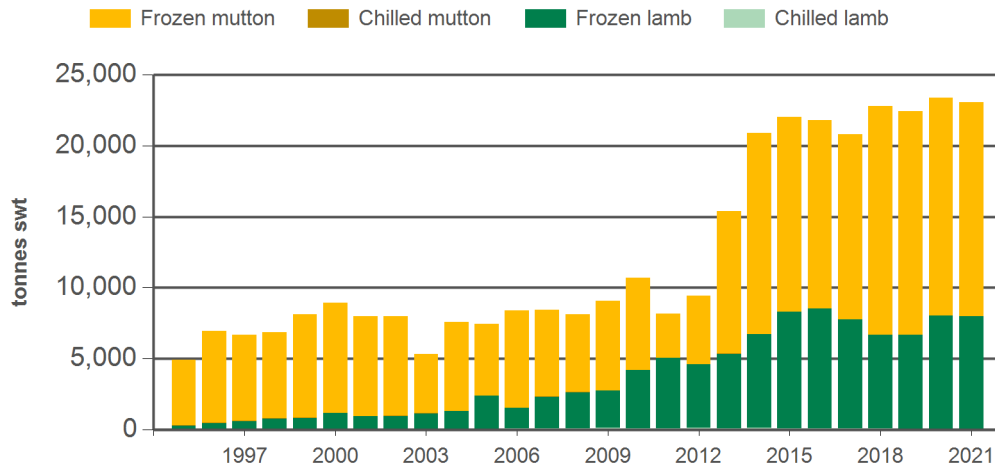
Source: DAWR, Prepared by MLA

#### Monthly sheepmeat exports to South East Asia



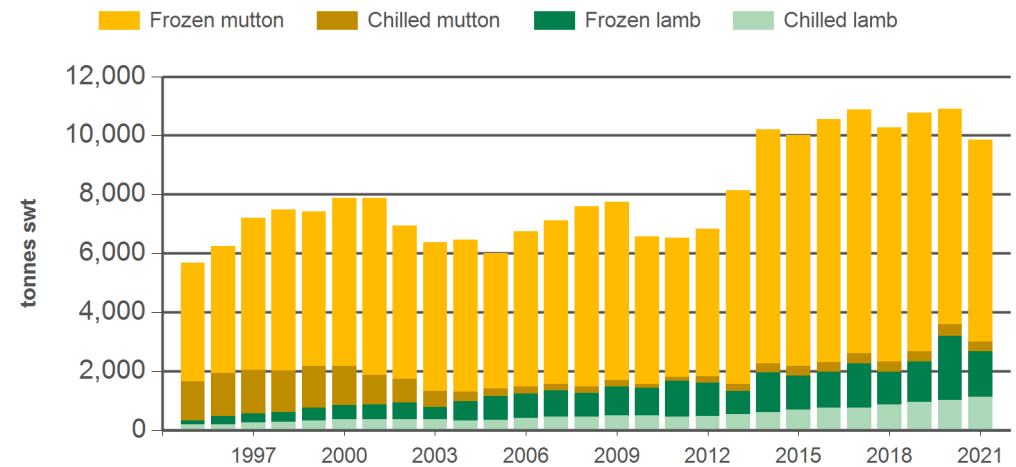
Source: DAWR, Prepared by MLA

#### Year-to-November sheepmeat exports to the Malaysia



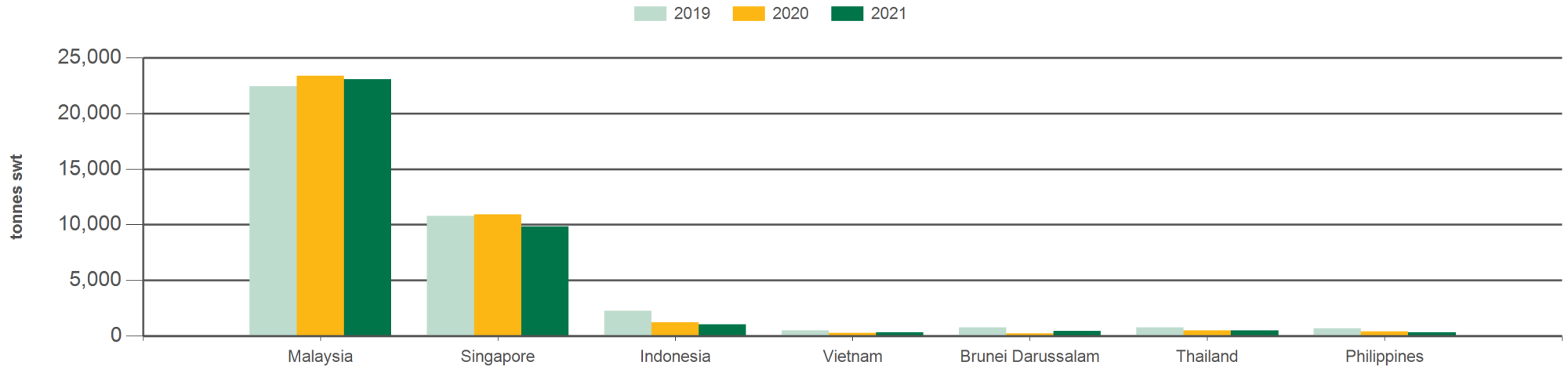
Source: DAWR, Prepared by MLA

#### Year-to-November sheepmeat exports to Singapore



Source: DAWR, Prepared by MLA

#### Year-to-November sheepmeat exports South East Asia



Source: DAWR, Prepared by MLA

#### Historical sheepmeat exports - Calendar year totals

| Volume (tonnes swt) | 2006   | 2007   | 2008   | 2009   | 2010   | 2011   | 2012   | 2013   | 2014   | 2015   | 2016   | 2017   | 2018   | 2019   | 2020   | 2021 YTD | Y-O-Y % chg. |
|---------------------|--------|--------|--------|--------|--------|--------|--------|--------|--------|--------|--------|--------|--------|--------|--------|----------|--------------|
| Total               | 19,016 | 19,230 | 21,330 | 21,902 | 22,696 | 19,315 | 22,563 | 34,367 | 41,146 | 40,195 | 41,262 | 39,316 | 41,519 | 42,229 | 39,454 | 35,526   | -4           |
| Malaysia            | 9,397  | 9,030  | 10,181 | 10,157 | 11,450 | 8,841  | 10,578 | 17,390 | 23,327 | 23,864 | 24,674 | 22,348 | 24,233 | 24,837 | 24,866 | 23,034   | -1           |
| Singapore           | 7,506  | 7,711  | 8,460  | 8,926  | 7,023  | 7,060  | 7,493  | 8,850  | 11,176 | 10,910 | 11,474 | 11,628 | 11,252 | 11,982 | 11,647 | 9,850    | -10          |
| Indonesia           | 594    | 663    | 996    | 795    | 832    | 914    | 1,193  | 1,307  | 1,338  | 2,761  | 2,301  | 2,458  | 1,944  | 2,362  | 1,301  | 1,040    | -16          |
| Vietnam             | 104    | 378    | 231    | 515    | 1,725  | 666    | 1,011  | 4,993  | 3,245  | 395    | 348    | 369    | 1,312  | 540    | 314    | 298      | 15           |
| Brunei              | 471    | 518    | 508    | 621    | 776    | 725    | 1,123  | 643    | 733    | 974    | 948    | 979    | 1,093  | 852    | 232    | 447      | 93           |
| Thailand            | 524    | 567    | 545    | 514    | 487    | 611    | 700    | 641    | 669    | 722    | 793    | 885    | 930    | 831    | 545    | 478      | -7           |
| Philippines         | 402    | 342    | 378    | 354    | 377    | 462    | 445    | 514    | 628    | 497    | 643    | 594    | 672    | 693    | 409    | 320      | -19          |
| Other               | 17     | 20     | 30     | 21     | 26     | 36     | 20     | 28     | 31     | 71     | 80     | 56     | 83     | 133    | 140    | 59       |              |

Source: DAWR. SWT = Shipped weight. YTD = Calendar year-to-November. Y-O-Y = Year-on-year. For further information email [globalindustryinsights@mla.com.au](mailto:globalindustryinsights@mla.com.au).