

European Union (UK inclusive)

12-months ending October

Volume (tonnes swt)	Chilled		Frozen		Total	
	12-months ending October	Y-O-Y % chg.	12-months ending October	Y-O-Y % chg.	12-months ending October	Y-O-Y % chg.
Total	8,753	-37	427	-44	9,179	-37
Grainfed	7,853	-31	414	-43	8,267	-32
Grassfed	900	-63	12	-60	912	-63

Calendar year-to-October

Chilled		Frozen		Total	
2020 YTD	Y-O-Y % chg.	2020 YTD	Y-O-Y % chg.	2020 YTD	Y-O-Y % chg.
7,061	-40	351	-40	7,411	-40
6,413	-33	338	-39	6,751	-33
647	-70	12	-60	660	-69

Month of October

Chilled			Frozen			Total		
2020 October	M-O-M % chg.	Y-O-Y % chg.	2020 October	M-O-M % chg.	Y-O-Y % chg.	2020 October	M-O-M % chg.	Y-O-Y % chg.
613	39	-35	45	87	83	658	41	-32
537	34	13	45	87	83	582	37	17
76	89	-84	-	-	-	76	89	-84

United Kingdom

12-months ending October

Volume (tonnes swt)	Chilled		Frozen		Total	
	12-months ending October	Y-O-Y % chg.	12-months ending October	Y-O-Y % chg.	12-months ending October	Y-O-Y % chg.
Total	1,883	-48	59	-44	1,942	-48
Grainfed	1,568	-41	59	-39	1,627	-41
Grassfed	314	-68	-	-100	314	-68

Calendar year-to-October

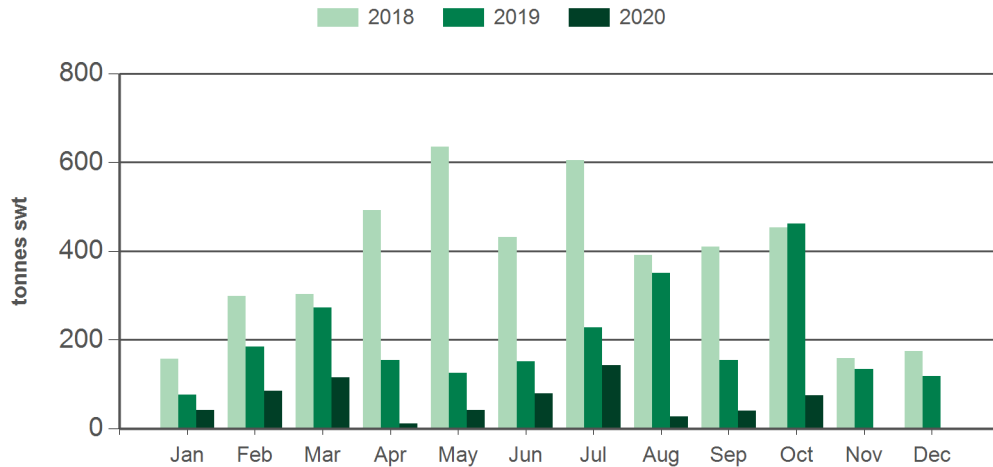
Chilled		Frozen		Total	
2020 YTD	Y-O-Y % chg.	2020 YTD	Y-O-Y % chg.	2020 YTD	Y-O-Y % chg.
1,463	-53	47	-47	1,510	-52
1,276	-44	47	-41	1,323	-44
188	-77	-	-	188	-77

Month of October

Chilled			Frozen			Total		
2020 October	M-O-M % chg.	Y-O-Y % chg.	2020 October	M-O-M % chg.	Y-O-Y % chg.	2020 October	M-O-M % chg.	Y-O-Y % chg.
62	-58	-77	8	-	-49	70	-52	-76
61	-56	-63	8	-	-49	69	-50	-62
1	-93	-99	-	-	-	1	-93	-99

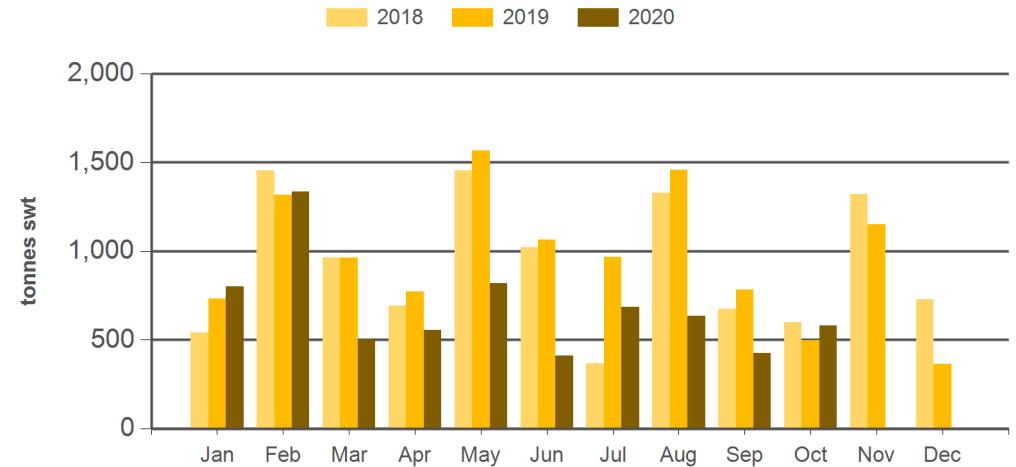
Source: DAWR. SWT = Shipped weight. YTD = Calendar year-to-October. Y-O-Y = Year-on-year. M-O-M = Month-on-month. Grainfed is the prefix for grainfed beef. Grassfed is the prefix for grassfed beef. For further information email globalindustryinsights@mla.com.au.

Monthly grassfed beef exports to the EU



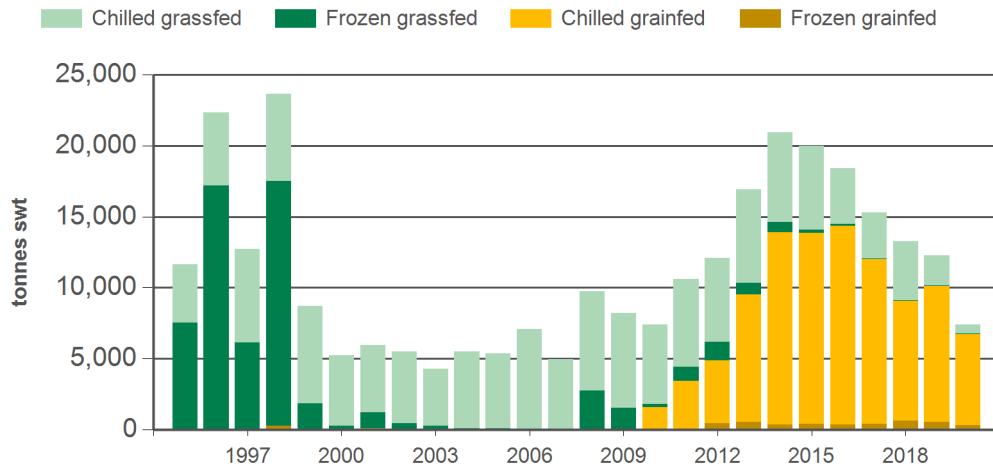
Source: DAWR, Prepared by MLA

Monthly grainfed beef exports to the EU



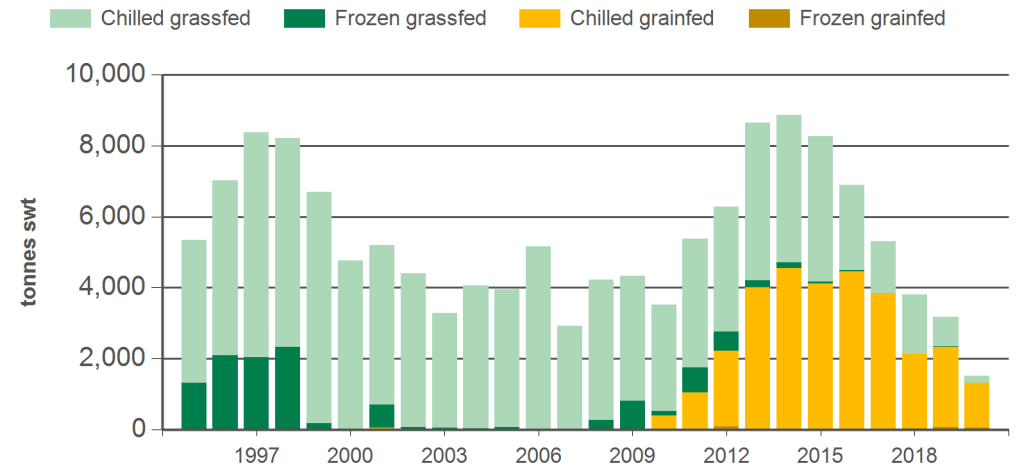
Source: DAWR, Prepared by MLA

Year-to-October beef exports to the EU



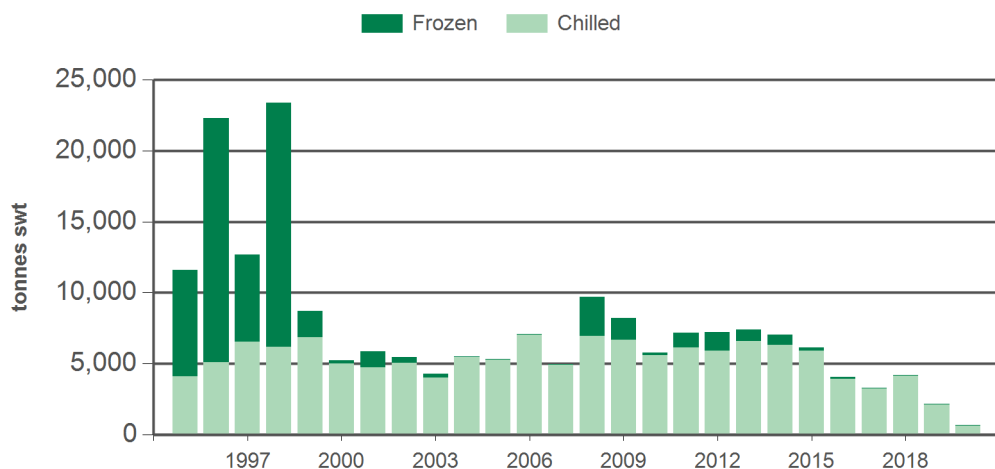
Source: DAWR, Prepared by MLA

Year-to-October beef exports to the UK



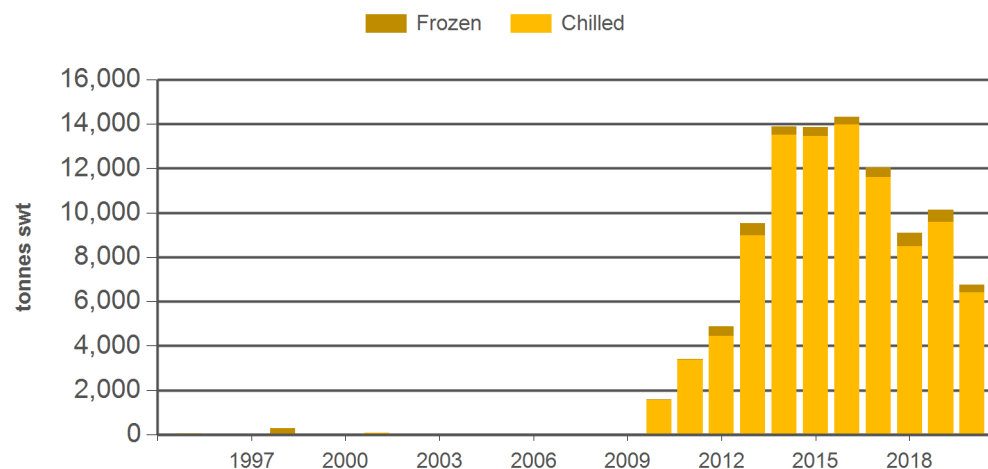
Source: DAWR, Prepared by MLA

Year-to-October grassfed beef exports to the EU



Source: DAWR, Prepared by MLA

Year-to-October grainfed beef exports to the EU



Source: DAWR, Prepared by MLA

Historical beef exports to the European Union (UK inclusive) - Calendar year totals

Volume (tonnes swt)	2005	2006	2007	2008	2009	2010	2011	2012	2013	2014	2015	2016	2017	2018	2019	2020 YTD	Y-O-Y % chg.
Total	6,469	8,457	5,953	11,876	9,307	9,885	12,836	14,949	19,927	24,619	23,445	20,841	17,873	15,666	14,058	7,411	-40
Grainfed	28	0	8	37	13	2,546	4,224	6,263	11,502	16,483	16,128	15,980	13,897	11,153	11,645	6,751	-33
Grassfed	6,441	8,456	5,945	11,839	9,294	7,339	8,612	8,686	8,425	8,135	7,317	4,862	3,977	4,513	2,414	660	-69

Historical beef exports to the United Kingdom - Calendar year totals

Volume (tonnes swt)	2005	2006	2007	2008	2009	2010	2011	2012	2013	2014	2015	2016	2017	2018	2019	2020 YTD	Y-O-Y % chg.
Total	4,922	6,307	3,487	5,468	4,881	4,878	6,698	7,710	10,204	10,595	9,460	7,699	6,041	4,395	3,604	1,510	-52
Grainfed	26	0	0	1	4	580	1,388	2,600	4,812	5,455	4,615	4,814	4,371	2,556	2,646	1,323	-44
Grassfed	4,896	6,307	3,487	5,468	4,877	4,298	5,309	5,110	5,391	5,141	4,845	2,884	1,670	1,839	958	188	-77

Source: DAWR. YTD = Calendar year-to-October. Grainfed is the prefix for grainfed beef. Grassfed is the prefix for grassfed beef. For further information email globalindustryinsights@mla.com.au.