

Australian beef exports to South East Asia

Monthly trade summary

October 2020

12-months ending October

Volume (tonnes swt)	Chilled		Frozen		Total	
	12-months ending October	Y-O-Y % chg.	12-months ending October	Y-O-Y % chg.	12-months ending October	Y-O-Y % chg.
Total	16,494	5	95,768	-9	112,262	-7
Indonesia	3,671	-19	45,678	-13	49,349	-14
Philippines	940	5	20,948	-19	21,888	-18
Malaysia	2,231	-4	7,108	-4	9,339	-4
Singapore	4,498	5	5,273	164	9,771	56
Thailand	2,786	44	5,005	11	7,791	21
Vietnam	2,166	57	11,101	-8	13,267	-1
Other	201		655		857	

Calendar year-to-October

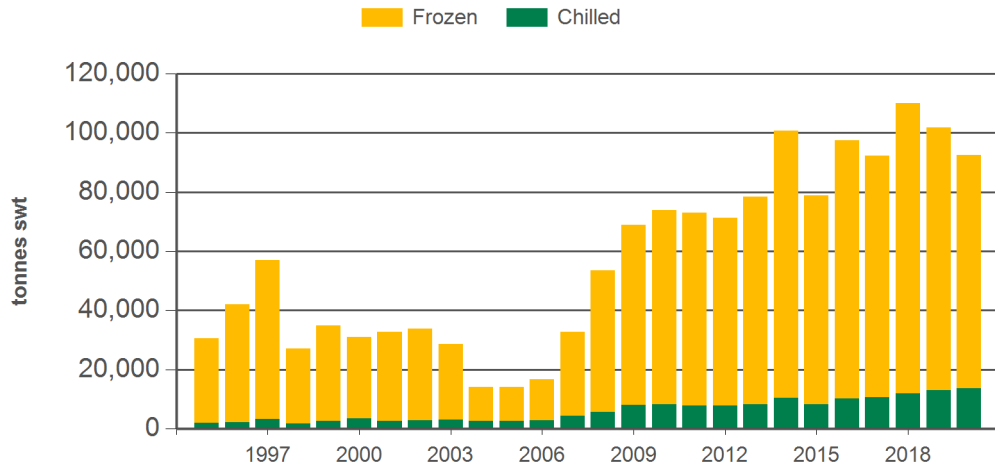
Chilled		Frozen		Total	
2020 YTD	Y-O-Y % chg.	2020 YTD	Y-O-Y % chg.	2020 YTD	Y-O-Y % chg.
13,670	6	78,746	-11	92,416	-9
3,068	-23	38,599	-16	41,668	-17
795	7	17,795	-18	18,590	-18
1,835	-3	5,364	-10	7,199	-8
3,623	5	4,895	198	8,518	68
2,309	71	2,943	4	5,252	26
1,861	59	8,594	-14	10,455	-6
180		555		735	

Month of October

Chilled			Frozen			Total		
2020 October	M-O-M % chg.	Y-O-Y % chg.	2020 October	M-O-M % chg.	Y-O-Y % chg.	2020 October	M-O-M % chg.	Y-O-Y % chg.
1,698	25	16	7,198	23	-35	8,896	23	-29
180	-11	-50	2,743	2	-53	2,923	1	-53
33	-56	-71	2,315	85	-6	2,348	77	-9
152	-23	-33	623	-6	4	775	-10	-6
390	11	-3	257	32	60	646	18	15
268	15	61	389	24	16	657	20	31
667	143	289	822	9	-44	1,489	44	-10
9			48			57		

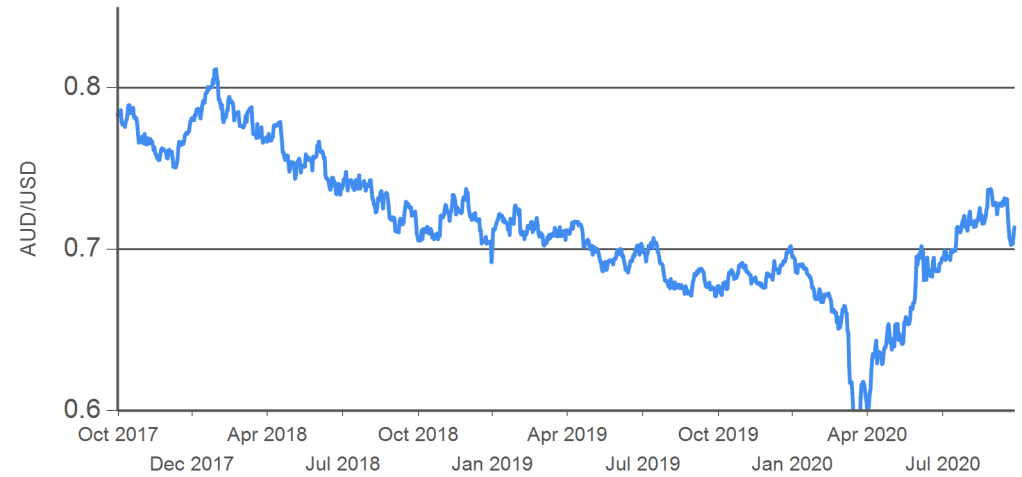
Source: DAWR. SWT = Shipped weight. YTD = Calendar year-to-October. Y-O-Y = Year-on-year. M-O-M = Month-on-month. For further information email globalindustryinsights@mla.com.au.

Year-to-October beef exports to South East Asia



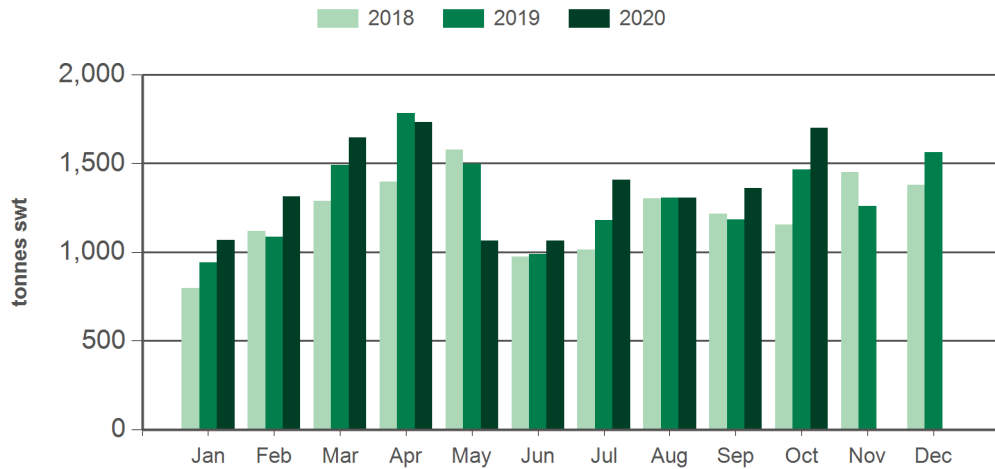
Source: DAWR, Prepared by MLA

AUD/USD



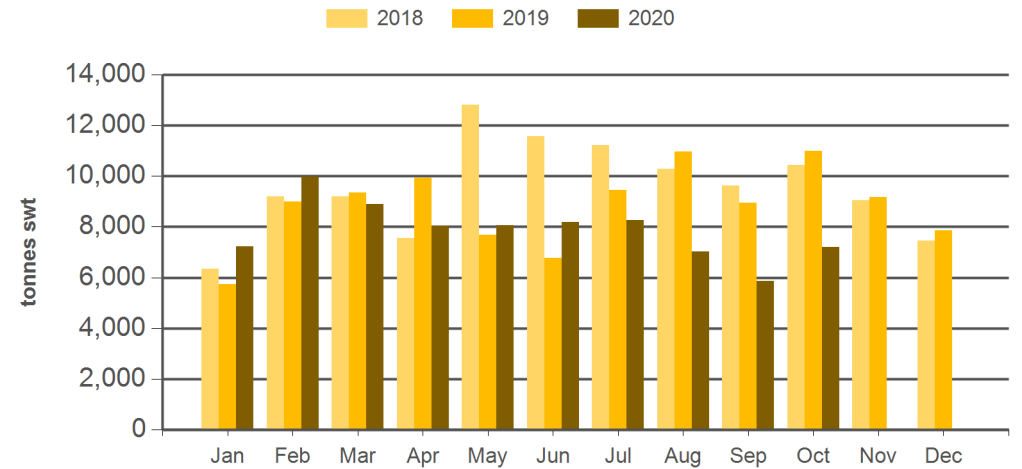
Source: xe.com, Prepared by MLA

Monthly chilled beef exports to South East Asia



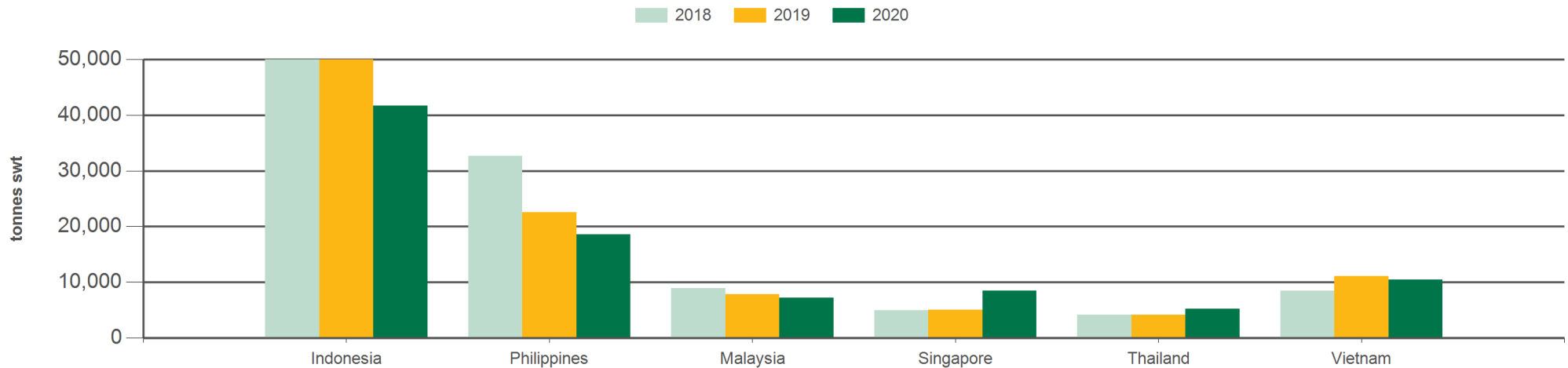
Source: DAWR, Prepared by MLA

Monthly frozen beef exports to South East Asia



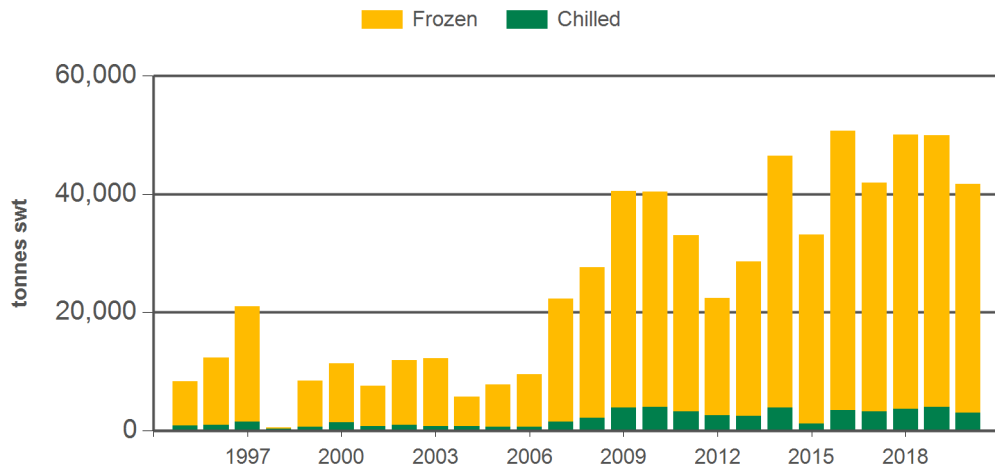
Source: DAWR, Prepared by MLA

Year-to-October beef exports to South East Asia



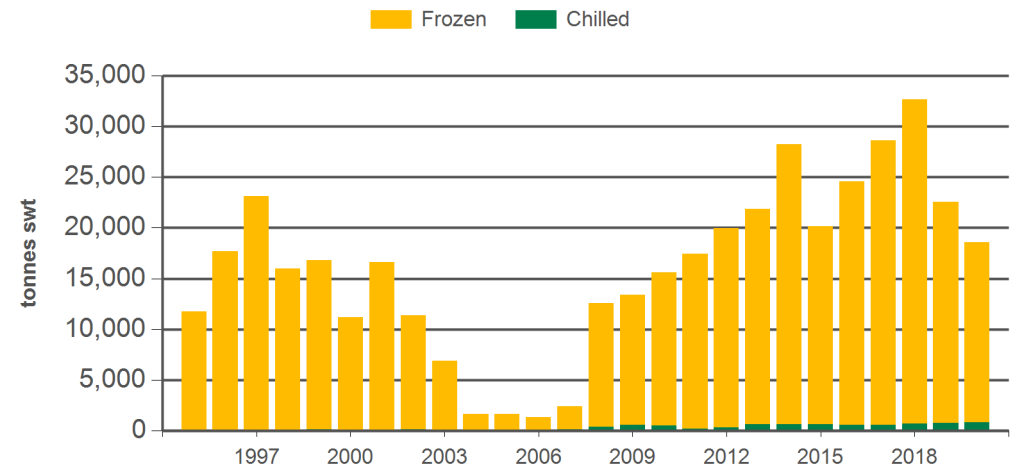
Source: DAWR, Prepared by MLA

Year-to-October beef exports to the Indonesia



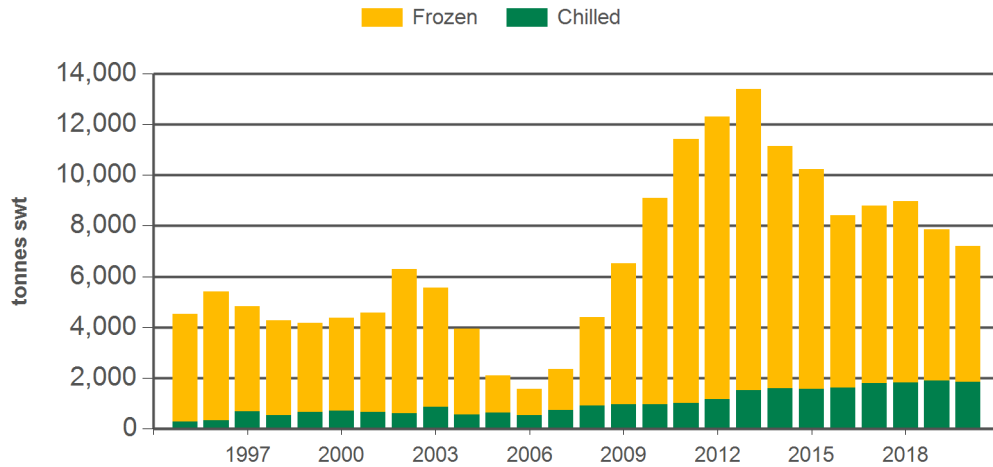
Source: DAWR, Prepared by MLA

Year-to-October beef exports to the Philippines



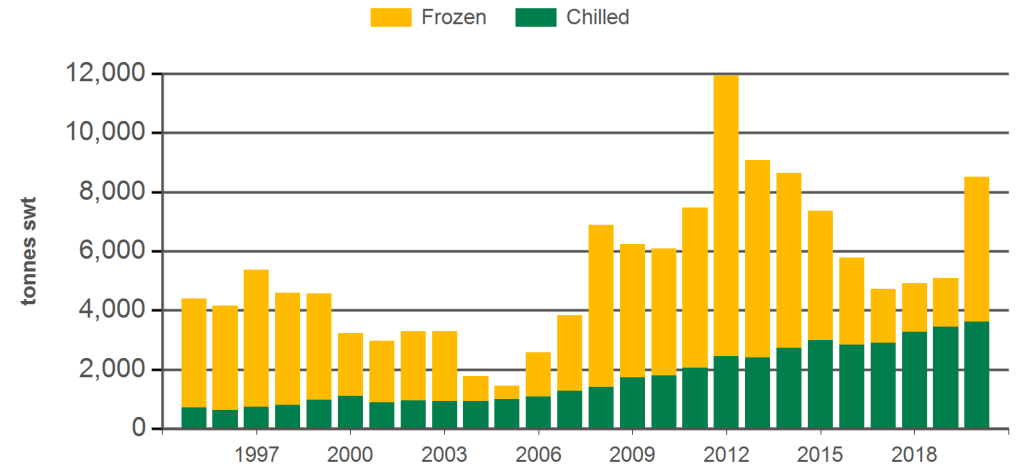
Source: DAWR, Prepared by MLA

Year-to-October beef exports to Malaysia



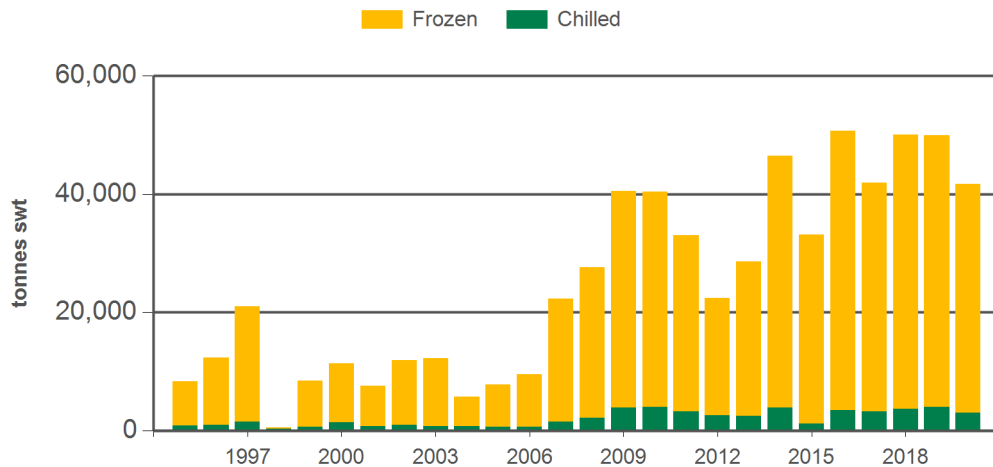
Source: DAWR, Prepared by MLA

Year-to-October beef exports to Singapore




Source: DAWR, Prepared by MLA


Year-to-October beef exports to Indonesia




Source: DAWR, Prepared by MLA

NEED MORE INFORMATION?

- 

Click here for further prices and market information:
<http://www.mla.com.au/prices-markets>
- 

To download all historical data, click here to access MLA's statistics database:
<http://statistics.mla.com.au>
- 

Email marketinfo@mla.com.au to subscribe to this or any other of MLA's market information reports

Historical beef exports - Calendar year totals

Volume (tonnes swt)	2005	2006	2007	2008	2009	2010	2011	2012	2013	2014	2015	2016	2017	2018	2019	2020 YTD	Y-O-Y % chg.
Total	17,189	21,313	41,233	63,862	87,069	90,277	89,351	88,036	100,461	119,939	96,271	119,879	111,219	129,387	121,592	92,416	-9
Indonesia	8,762	12,153	26,788	33,018	51,815	48,436	39,590	27,097	39,418	53,140	39,134	61,676	49,698	57,349	57,637	41,668	-17
Philippines	2,951	1,937	3,416	14,143	16,960	19,205	20,998	25,718	26,992	34,352	25,352	29,431	33,267	36,788	25,844	18,590	-18
Malaysia	2,348	2,031	3,303	6,183	8,027	11,701	14,436	15,544	15,935	13,105	12,344	10,391	10,631	10,840	9,986	7,199	-8
Singapore	1,893	3,205	5,534	8,061	7,472	7,622	9,659	14,087	10,564	10,094	8,767	6,967	5,772	6,109	6,336	8,518	68
Thailand	984	1,391	1,541	1,426	1,595	1,834	2,499	2,789	4,263	5,422	5,897	5,565	5,903	6,381	6,721	5,252	26
Vietnam	228	371	499	764	926	977	1,475	2,212	2,278	2,902	3,721	4,942	5,051	10,795	13,925	10,455	-6
Other	23	225	152	266	273	502	694	588	1,010	924	1,055	908	898	1,126	1,142	735	

Source: DAWR. SWT = Shipped weight. YTD = Calendar year-to-October. Y-O-Y = Year-on-year. For further information email globalindustryinsights@mla.com.au.