

12-months ending October

Volume (tonnes swt)	Chilled		Frozen		Total	
	12-months ending October	Y-O-Y % chg.	12-months ending October	Y-O-Y % chg.	12-months ending October	Y-O-Y % chg.
Total	34,407	6	121,366	-9	155,774	-6
Grainfed	25,287	6	31,184	-	56,471	2
Grassfed	9,121	7	90,182	-11	99,303	-10

Calendar year-to-October

Chilled		Frozen		Total	
2020 YTD	Y-O-Y % chg.	2020 YTD	Y-O-Y % chg.	2020 YTD	Y-O-Y % chg.
28,568	8	99,332	-8	127,901	-5
21,104	9	26,103	2	47,207	5
7,464	5	73,229	-11	80,694	-10

Month of October

Chilled			Frozen			Total		
2020 October	M-O-M % chg.	Y-O-Y % chg.	2020 October	M-O-M % chg.	Y-O-Y % chg.	2020 October	M-O-M % chg.	Y-O-Y % chg.
3,313	19	23	10,516	33	-3	13,829	29	2
2,462	16	23	3,418	83	18	5,879	47	20
852	30	22	7,098	17	-11	7,950	19	-8

12-months ending September

Value ('000 A\$ FOB)	Chilled		Frozen		Total	
	12-months ending September	Y-O-Y % chg.	12-months ending September	Y-O-Y % chg.	12-months ending September	Y-O-Y % chg.
Total	463,322	3	952,821	-5	1,416,144	-3
Boneless	430,081	5	721,166	-12	1,151,247	-6
Bone-in	33,241	-13	231,571	20	264,812	15
Carcase	-	-100	84	-	84	-81

Calendar year-to-September

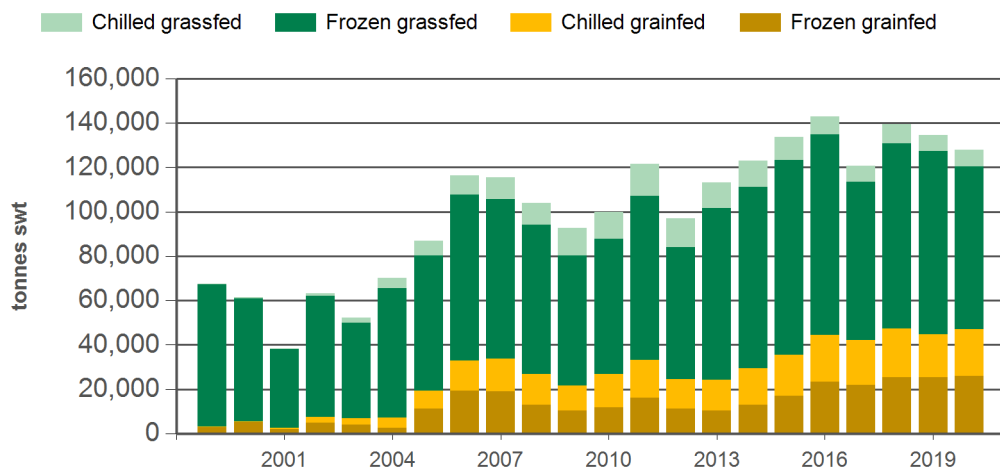
Chilled		Frozen		Total	
2020 YTD	Y-O-Y % chg.	2020 YTD	Y-O-Y % chg.	2020 YTD	Y-O-Y % chg.
336,291	3	704,518	-5	1,040,809	-3
312,507	4	529,375	-11	841,882	-6
23,784	-7	175,077	17	198,860	14
-	-	66	-	66	-85

Month of September

Chilled			Frozen			Total		
2020 September	M-O-M % chg.	Y-O-Y % chg.	2020 September	M-O-M % chg.	Y-O-Y % chg.	2020 September	M-O-M % chg.	Y-O-Y % chg.
37,163	-7	16	54,745	-26	-32	91,908	-19	-18
33,341	-6	11	41,036	-27	-34	74,377	-19	-20
3,822	-15	83	13,710	-22	-22	17,531	-20	-11
-	-	-	-	-	-	-	-	-

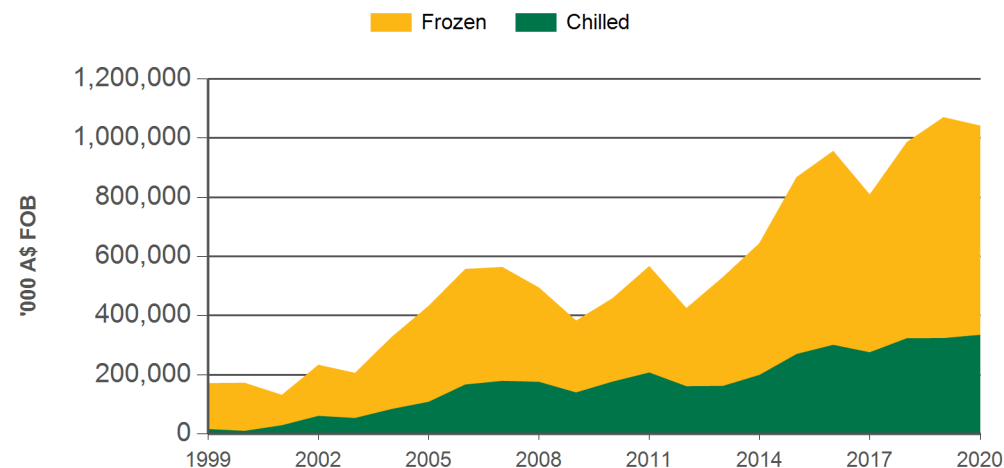
Source: DAWR, ABS. SWT = Shipped weight. Volume YTD = Calendar year-to-October. Value YTD = Calendar year-to-September. Y-O-Y = Year-on-year. M-O-M = Month-on-month. Grainfed is the prefix for grainfed beef. Grassfed is the prefix for grassfed beef. For further information email globalindustryinsights@mla.com.au.

Year-to-October beef exports to South Korea - volume



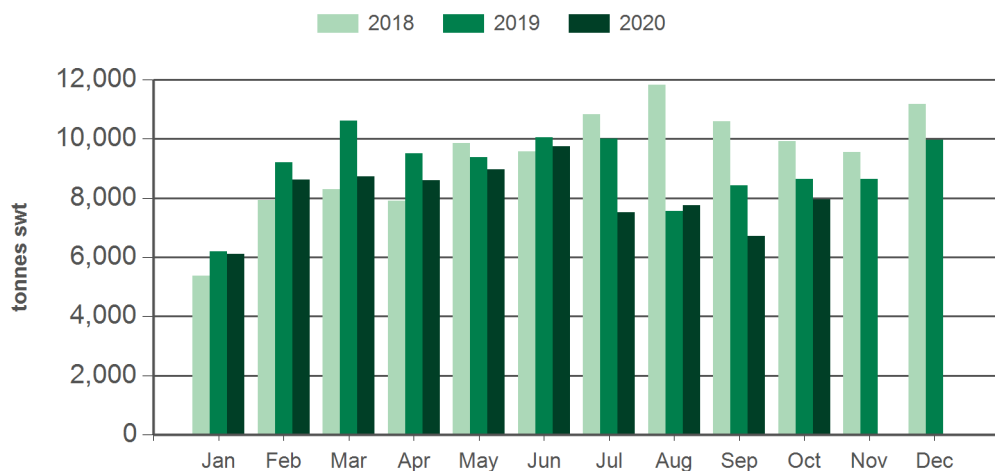
Source: DAWR, Prepared by MLA

Year-to-September beef exports to South Korea - value



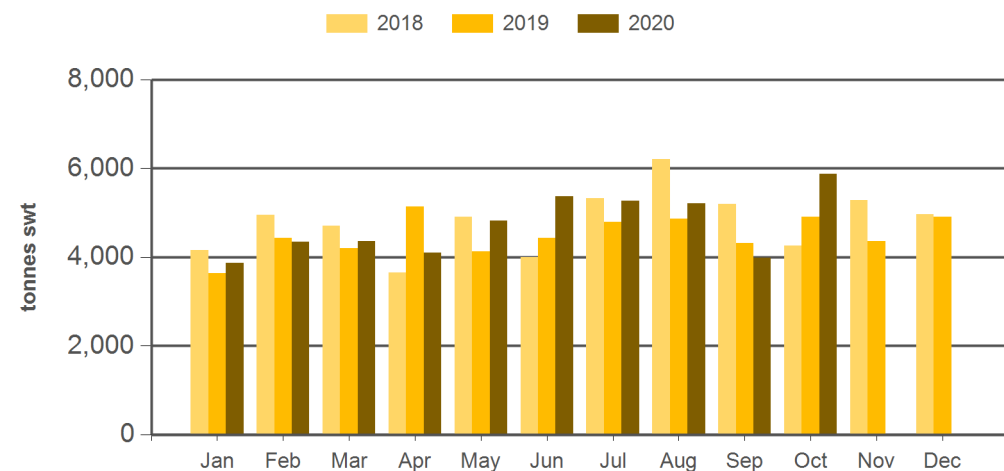
Source: ABS, Prepared by MLA

Monthly grassfed beef exports to South Korea



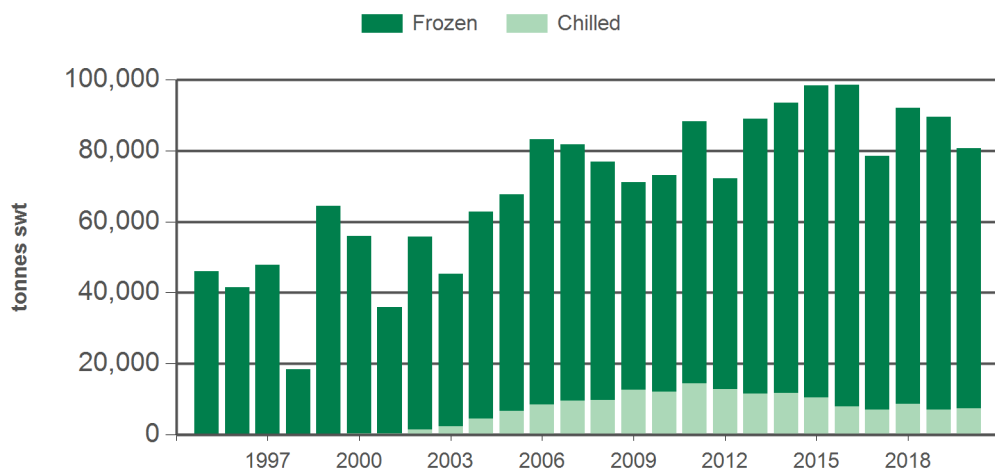
Source: DAWR, Prepared by MLA

Monthly grainfed beef exports to South Korea



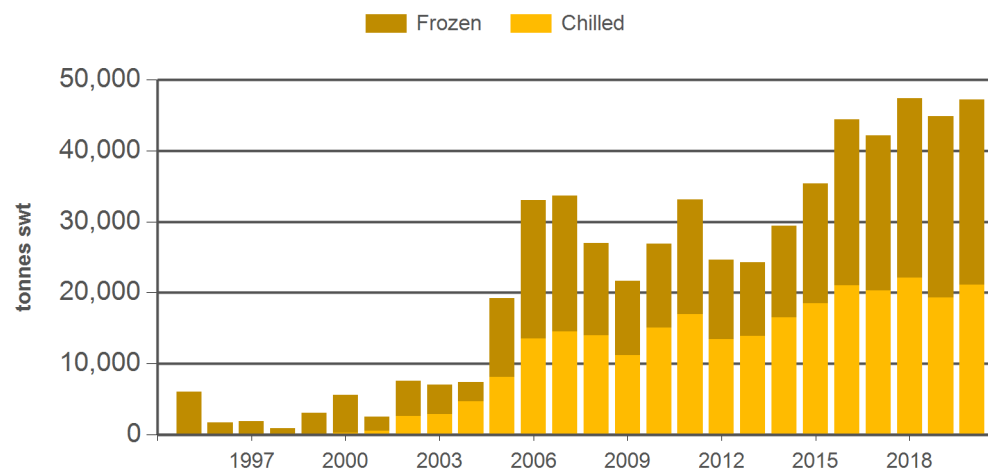
Source: DAWR, Prepared by MLA

Year-to-October grassfed beef exports to South Korea



Source: DAWR, Prepared by MLA

Year-to-October grainfed beef exports to South Korea



Source: DAWR, Prepared by MLA

Historical beef exports - Calendar year totals

Volume (tonnes swt)	2005	2006	2007	2008	2009	2010	2011	2012	2013	2014	2015	2016	2017	2018	2019	2020 YTD	Y-O-Y % chg.
Total	106,444	149,663	148,933	127,207	115,482	124,161	146,347	125,957	144,365	150,918	166,588	179,854	148,552	170,373	162,344	127,901	-5
Grainfed	23,594	41,205	41,526	31,581	27,157	34,151	38,762	31,332	31,020	35,640	44,203	55,756	53,564	57,598	54,144	47,207	5
Grassfed	82,850	108,458	107,407	95,626	88,325	90,009	107,585	94,625	113,345	115,278	122,385	124,098	94,987	112,775	108,199	80,694	-10

Source: DAWR. SWT = Shipped weight. YTD = Calendar year-to-October. Y-O-Y = Year-on-year. For further information email globalindustryinsights@mla.com.au.