

12-months ending October

Volume (tonnes swt)	Chilled		Frozen		Total	
	12-months ending October	Y-O-Y % chg.	12-months ending October	Y-O-Y % chg.	12-months ending October	Y-O-Y % chg.
Total	5,722	-10	7,424	-12	13,146	-11
Lamb	5,664	-9	3,468	-12	9,132	-10
Mutton	57	-38	3,957	-12	4,014	-12

Calendar year-to-October

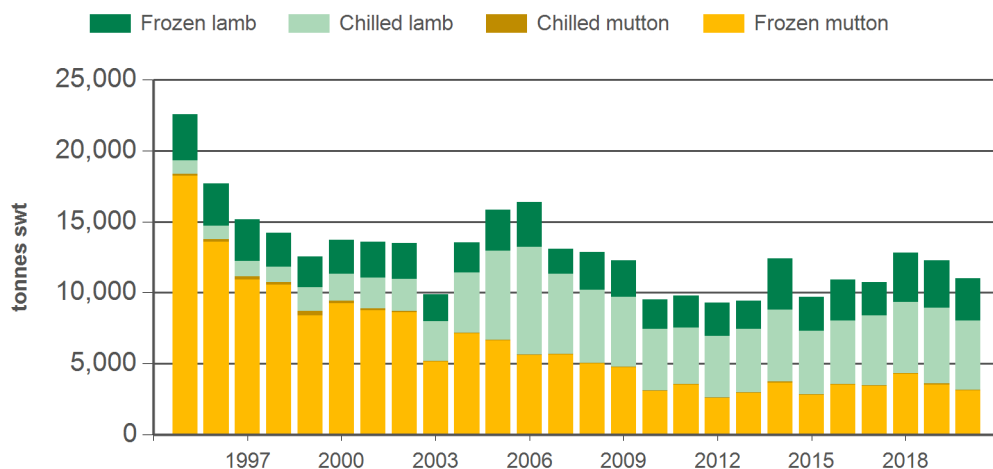
Chilled		Frozen		Total	
2020 YTD	Y-O-Y % chg.	2020 YTD	Y-O-Y % chg.	2020 YTD	Y-O-Y % chg.
4,900	-10	6,122	-11	11,022	-10
4,857	-9	3,012	-10	7,869	-9
43	-46	3,110	-12	3,153	-12

Month of October

Chilled			Frozen			Total		
2020 October	M-O-M % chg.	Y-O-Y % chg.	2020 October	M-O-M % chg.	Y-O-Y % chg.	2020 October	M-O-M % chg.	Y-O-Y % chg.
462	-6	-17	457	-7	-11	918	-6	-14
455	-6	-16	246	33	1	701	4	-11
6	9	-40	211	-31	-22	217	-30	-23

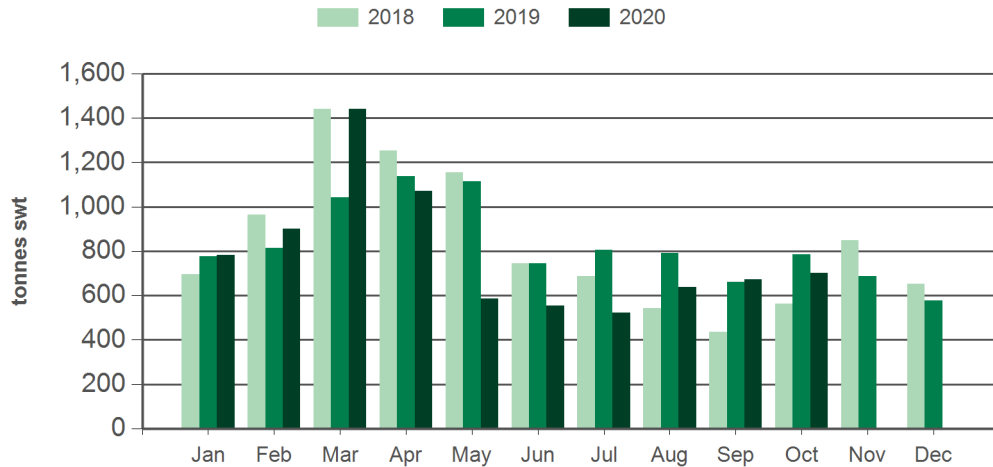
Source: DAWR. YTD = Calendar year-to-October. Y-O-Y = Year-on-year. M-O-M = Month-on-month. SWT = Shipped weight. For further information email globalindustryinsights@mla.com.au.

Year-to-October sheepmeat exports to Japan



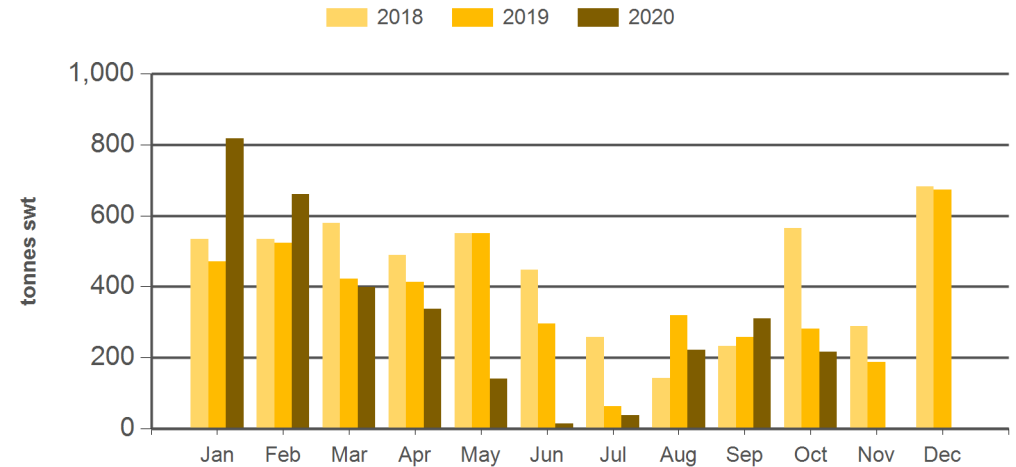
Source: DAWR, Prepared by MLA

Monthly lamb exports to Japan



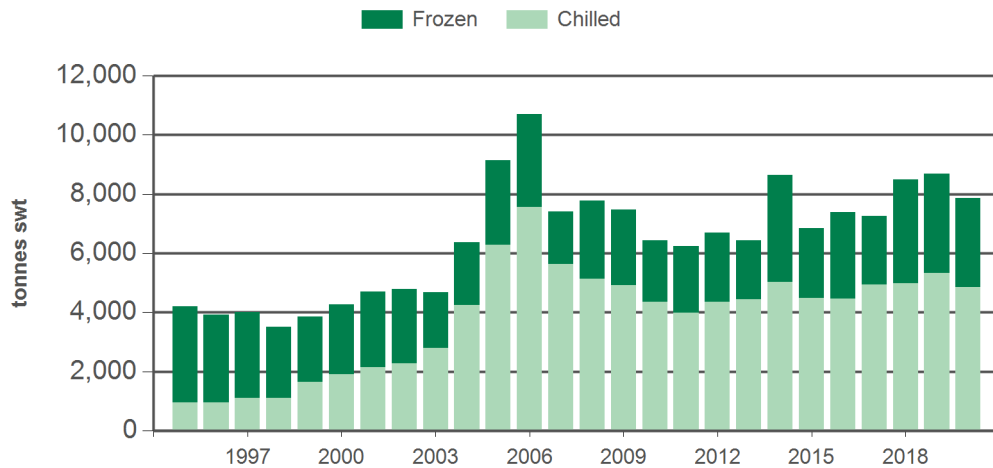
Source: DAWR, Prepared by MLA

Monthly mutton exports to Japan



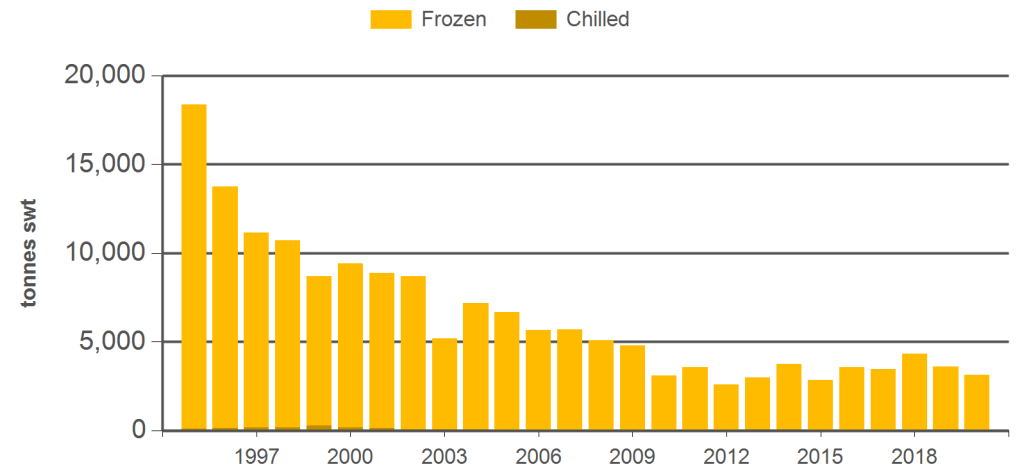
Source: DAWR, Prepared by MLA

Year-to-October lamb exports to Japan



Source: DAWR, Prepared by MLA

Year-to-October mutton exports to Japan



Source: DAWR, Prepared by MLA

Historical sheepmeat exports - Calendar year totals

Volume (tonnes swt)	2005	2006	2007	2008	2009	2010	2011	2012	2013	2014	2015	2016	2017	2018	2019	2020 YTD	Y-O-Y % chg.
Total	19,129	18,698	15,498	16,962	13,939	11,474	11,885	10,851	11,484	15,243	11,711	13,222	12,820	15,292	14,398	11,022	-10
Lamb	10,928	11,879	8,515	9,876	8,338	7,689	7,381	7,687	7,697	10,127	7,977	8,640	8,345	9,988	9,940	7,869	-9
Mutton	8,201	6,819	6,983	7,086	5,602	3,785	4,505	3,164	3,787	5,116	3,733	4,582	4,475	5,304	4,457	3,153	-12

Source: DAWR. YTD = Calendar year-to-October. SWT = Shipped weight. For further information email globalindustryinsights@mla.com.au.

NEED MORE INFORMATION?



Click here for further prices and market information:
<http://www.mla.com.au/prices-markets>



To download all historical data, click here to access MLA's statistics database:
<http://statistics.mla.com.au>



Email marketinfo@mla.com.au to subscribe to this or any other of MLA's market information reports