

12-months ending October

| Volume (tonnes swt) | Chilled | | Frozen | | Total | |
|------------------------|--------------------------|--------------|--------------------------|--------------|--------------------------|--------------|
| | 12-months ending October | Y-O-Y % chg. | 12-months ending October | Y-O-Y % chg. | 12-months ending October | Y-O-Y % chg. |
| Middle East | 48,922 | -25 | 29,637 | -14 | 78,559 | -21 |
| Nth Africa | 0 | | 319 | -27 | 319 | -27 |
| UAE | 15,830 | -16 | 8,363 | 7 | 24,192 | -10 |
| Saudi Arabia | 2,902 | 14 | 9,157 | -1 | 12,059 | 2 |
| TOTAL Qatar | 20,545 | -2 | 551 | -64 | 21,096 | -6 |
| Jordan | 4,495 | -29 | 2,941 | 14 | 7,436 | -17 |
| Kuwait | 3,812 | -36 | 2,116 | -28 | 5,928 | -33 |
| Bahrain | 718 | -74 | 1,080 | -55 | 1,799 | -65 |
| Oman | 558 | 5 | 3,961 | -37 | 4,520 | -34 |
| Iran | 50 | -99 | 0 | | 50 | -99 |
| Other | 12 | | 1,787 | | 1,798 | |

Calendar year-to-October

| Chilled | | Frozen | | Total | |
|----------|--------------|----------|--------------|----------|--------------|
| 2020 YTD | Y-O-Y % chg. | 2020 YTD | Y-O-Y % chg. | 2020 YTD | Y-O-Y % chg. |
| 38,402 | -27 | 23,255 | -16 | 61,657 | -23 |
| 0 | - | 194 | -49 | 194 | -49 |
| 12,315 | -20 | 6,622 | 4 | 18,937 | -13 |
| 2,300 | 12 | 6,675 | -16 | 8,975 | -10 |
| 16,917 | 2 | 501 | -58 | 17,418 | -2 |
| 3,160 | -43 | 2,492 | 10 | 5,651 | -28 |
| 2,859 | -39 | 1,714 | -15 | 4,574 | -32 |
| 416 | -82 | 765 | -62 | 1,181 | -73 |
| 427 | -1 | 3,179 | -30 | 3,606 | -28 |
| 0 | - | 0 | - | 0 | - |
| 6 | | 1,502 | | 1,508 | |

Month of October

| Chilled | | | Frozen | | | Total | | |
|--------------|--------------|--------------|--------------|--------------|--------------|--------------|--------------|--------------|
| 2020 October | M-O-M % chg. | Y-O-Y % chg. | 2020 October | M-O-M % chg. | Y-O-Y % chg. | 2020 October | M-O-M % chg. | Y-O-Y % chg. |
| 4,070 | -2 | -25 | 1,474 | -6 | -35 | 5,544 | -3 | -28 |
| 0 | - | - | 38 | 52 | 205 | 38 | 52 | 205 |
| 1,224 | -2 | -26 | 751 | 6 | 78 | 1,975 | 1 | -4 |
| 259 | 29 | -19 | 307 | 16 | -56 | 565 | 22 | -44 |
| 2,018 | 3 | -1 | 3 | -91 | -94 | 2,021 | 1 | -3 |
| 215 | -5 | -65 | 39 | -86 | -88 | 254 | -49 | -73 |
| 302 | -32 | -31 | 109 | 225 | -4 | 411 | -14 | -25 |
| 10 | 7 | -96 | 50 | -25 | -69 | 60 | -21 | -85 |
| 42 | -26 | 10 | 189 | 33 | -53 | 231 | 16 | -47 |
| 0 | - | - | 0 | - | - | 0 | - | - |
| 0 | | | 64 | | | 64 | | |

| | | | | | | |
|---------------|--------|------|-------|-----|--------|------|
| Middle East | 46,161 | -22 | 8,968 | 3 | 55,129 | -19 |
| Nth Africa | 0 | | 274 | 1 | 274 | 1 |
| UAE | 15,405 | -14 | 3,065 | 17 | 18,470 | -10 |
| Saudi Arabia | 2,891 | 14 | 1,429 | -28 | 4,320 | -5 |
| LAMB Qatar | 19,117 | -8 | 257 | -40 | 19,374 | -9 |
| Jordan | 4,488 | -28 | 2,726 | 24 | 7,215 | -15 |
| Kuwait | 3,620 | -33 | 435 | 91 | 4,055 | -28 |
| Bahrain | 55 | -64 | 360 | -10 | 415 | -25 |
| Oman | 557 | 15 | 75 | 26 | 632 | 16 |
| Iran | 17 | -100 | 0 | | 17 | -100 |
| Other | 12 | | 894 | | 905 | |

| | | | | | |
|--------|-----|-------|-----|--------|-----|
| 36,723 | -24 | 7,280 | -4 | 44,003 | -21 |
| 0 | - | 176 | -17 | 176 | -17 |
| 12,051 | -17 | 2,527 | 10 | 14,578 | -14 |
| 2,293 | 12 | 1,012 | -43 | 3,305 | -13 |
| 15,957 | -3 | 236 | -38 | 16,193 | -4 |
| 3,158 | -43 | 2,277 | 21 | 5,435 | -27 |
| 2,777 | -36 | 356 | 95 | 3,133 | -30 |
| 54 | -58 | 226 | -41 | 280 | -45 |
| 426 | 11 | 73 | 34 | 499 | 14 |
| 0 | - | 0 | - | 0 | - |
| 6 | | 749 | | 756 | |

| | | | | | | | | |
|-------|-----|-----|-----|-----|-------|-------|-----|-----|
| 3,896 | -5 | -22 | 689 | 35 | 16 | 4,585 | 0 | -18 |
| 0 | - | - | 38 | 52 | - | 38 | 52 | - |
| 1,216 | -1 | -23 | 464 | 66 | 320 | 1,680 | 11 | 0 |
| 259 | 29 | -19 | 112 | 101 | 16 | 371 | 45 | -11 |
| 1,869 | -3 | -5 | 3 | -59 | -84 | 1,872 | -3 | -6 |
| 215 | -5 | -65 | 39 | -68 | -88 | 254 | -27 | -73 |
| 285 | -36 | -23 | 17 | 398 | 1,831 | 302 | -33 | -19 |
| 10 | 7 | -62 | 28 | -32 | - | 38 | -25 | 45 |
| 42 | -26 | 11 | 0 | - | - | 42 | -26 | -8 |
| 0 | - | - | 0 | - | - | 0 | - | - |
| 0 | | | 64 | | | 64 | | |

12-months ending October

| Volume (tonnes swt) | Chilled | | Frozen | | Total | |
|------------------------|--------------------------|--------------|--------------------------|--------------|--------------------------|--------------|
| | 12-months ending October | Y-O-Y % chg. | 12-months ending October | Y-O-Y % chg. | 12-months ending October | Y-O-Y % chg. |
| Middle East | 2,760 | -49 | 20,670 | -20 | 23,430 | -25 |
| Nth Africa | 0 | | 45 | -73 | 45 | -73 |
| UAE | 425 | -56 | 5,297 | 2 | 5,722 | -7 |
| Saudi Arabia | 11 | 24 | 7,728 | 6 | 7,739 | 6 |
| Qatar | 1,429 | 637 | 294 | -73 | 1,722 | 34 |
| Jordan | 6 | -89 | 215 | -45 | 221 | -51 |
| Kuwait | 192 | -67 | 1,682 | -38 | 1,874 | -43 |
| Bahrain | 663 | -75 | 720 | -64 | 1,383 | -70 |
| Oman | 1 | -97 | 3,886 | -38 | 3,887 | -38 |
| Iran | 33 | -97 | 0 | | 33 | -97 |
| Other | 0 | | 893 | | 893 | |

Calendar year-to-October

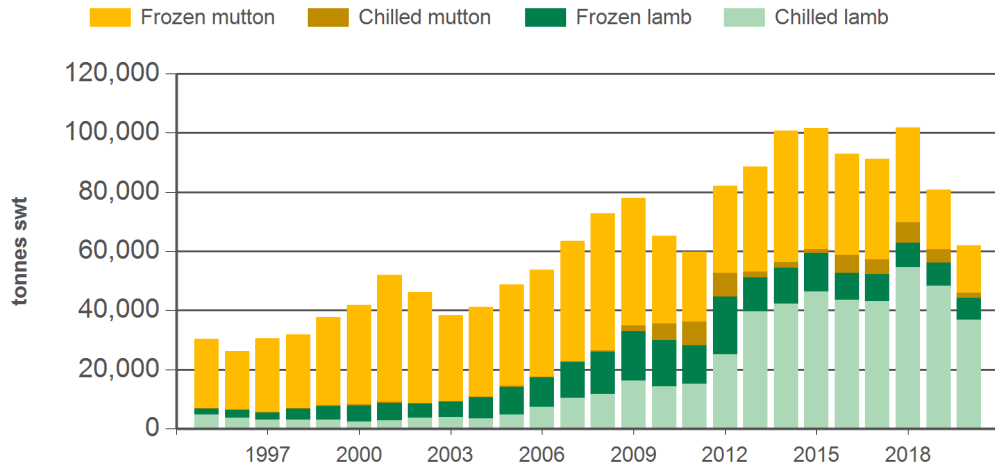
| Chilled | | Frozen | | Total | |
|----------|--------------|----------|--------------|----------|--------------|
| 2020 YTD | Y-O-Y % chg. | 2020 YTD | Y-O-Y % chg. | 2020 YTD | Y-O-Y % chg. |
| 1,679 | -63 | 15,975 | -20 | 17,654 | -28 |
| 0 | - | 18 | -89 | 18 | -89 |
| 264 | -64 | 4,095 | 1 | 4,359 | -9 |
| 8 | -12 | 5,663 | -8 | 5,670 | -8 |
| 960 | 421 | 265 | -67 | 1,225 | 24 |
| 2 | -97 | 215 | -43 | 217 | -50 |
| 82 | -78 | 1,359 | -26 | 1,441 | -35 |
| 362 | -84 | 539 | -67 | 901 | -77 |
| 1 | -98 | 3,106 | -31 | 3,107 | -32 |
| 0 | - | 0 | - | 0 | - |
| 0 | | 752 | | 752 | |

Month of October

| Chilled | | | Frozen | | | Total | | |
|--------------|--------------|--------------|--------------|--------------|--------------|--------------|--------------|--------------|
| 2020 October | M-O-M % chg. | Y-O-Y % chg. | 2020 October | M-O-M % chg. | Y-O-Y % chg. | 2020 October | M-O-M % chg. | Y-O-Y % chg. |
| 174 | 209 | -58 | 785 | -26 | -54 | 959 | -14 | -54 |
| 0 | - | - | 0 | - | - | 0 | - | - |
| 8 | -42 | -89 | 287 | -33 | -8 | 294 | -33 | -22 |
| 0 | - | - | 194 | -7 | -67 | 194 | -7 | -67 |
| 149 | 257 | 118 | 0 | - | - | 149 | 123 | 55 |
| 0 | - | - | 0 | - | - | 0 | - | - |
| 17 | 1,040 | -74 | 92 | 206 | -18 | 110 | 245 | -39 |
| 0 | - | - | 22 | -13 | -87 | 22 | -13 | -94 |
| 0 | - | -59 | 189 | 33 | -52 | 189 | 33 | -52 |
| 0 | - | - | 0 | - | - | 0 | - | - |
| 0 | | | 0 | | | 0 | | |

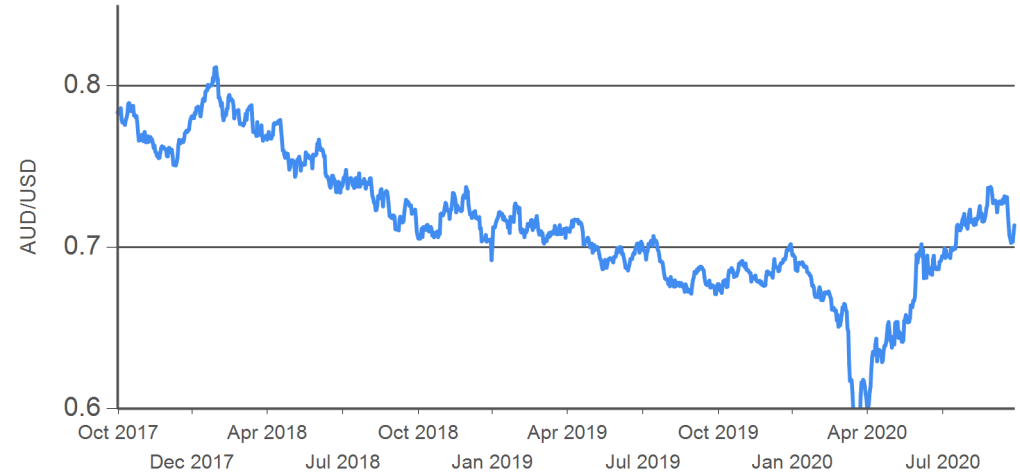
Source: DAWR. SWT = Shipped weight. YTD = Calendar year-to-October. Y-O-Y = Year-on-year. M-O-M = Month-on-month. MENA = Middle East & North African countries. For further information email globalindustryinsights@mla.com.au.

Year-to-October sheepmeat exports to MENA



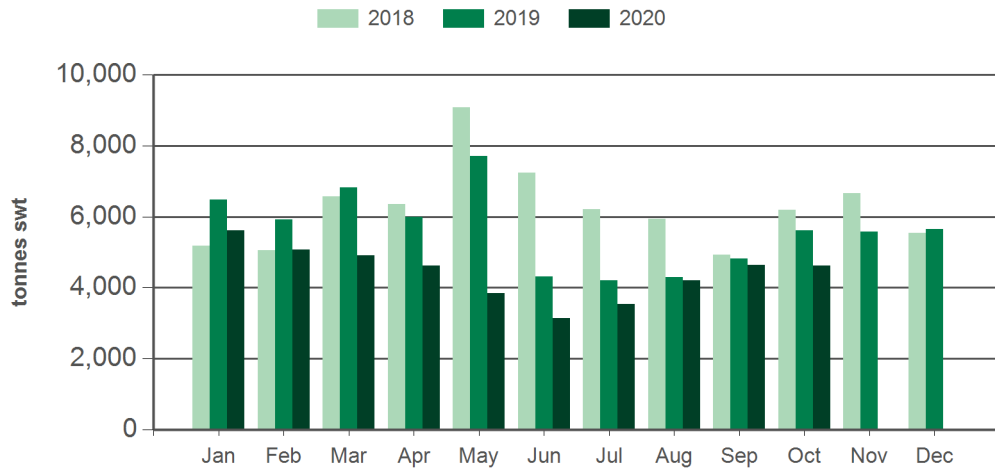
Source: DAWR, Prepared by MLA

AUD/USD



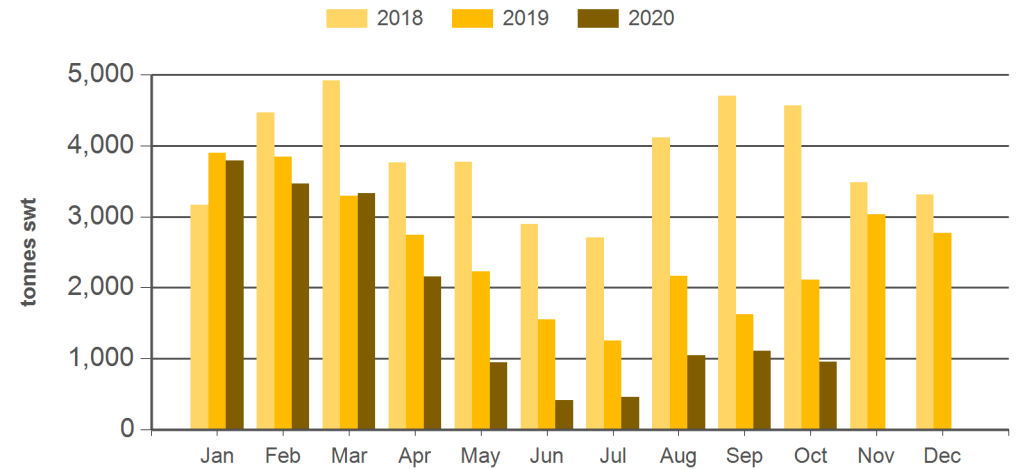
Source: xe.com, Prepared by MLA

Monthly lamb exports to MENA



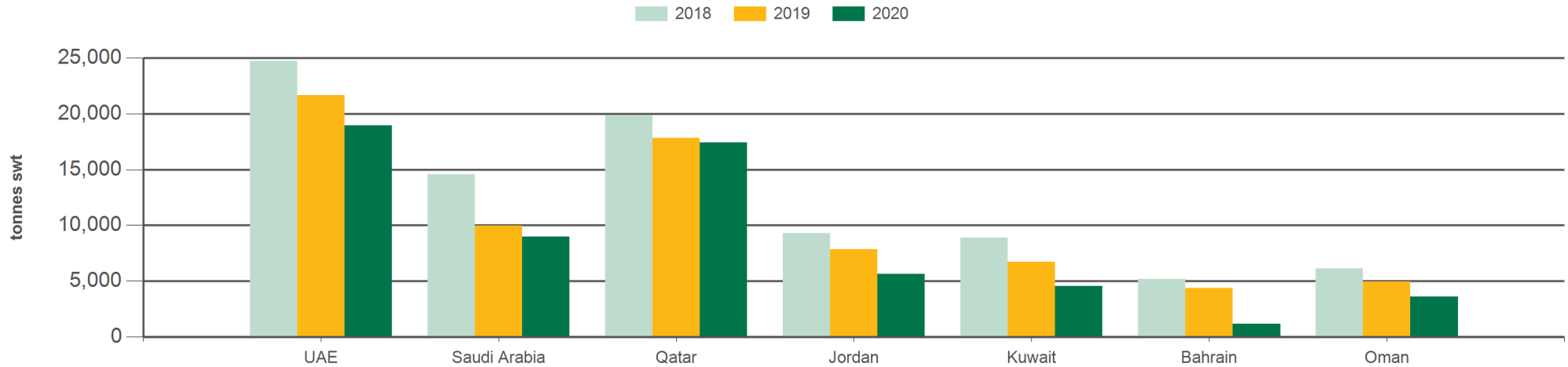
Source: DAWR, Prepared by MLA

Monthly mutton exports to MENA



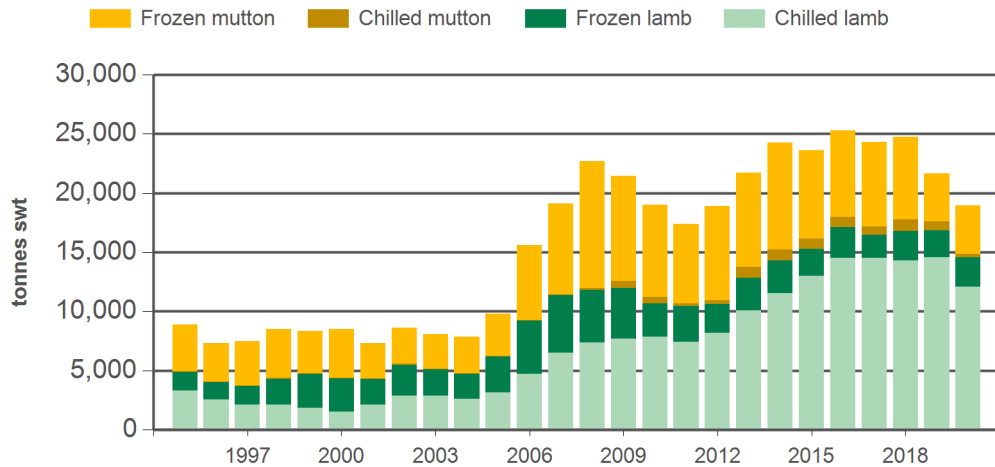
Source: DAWR, Prepared by MLA

Year-to-October sheepmeat exports



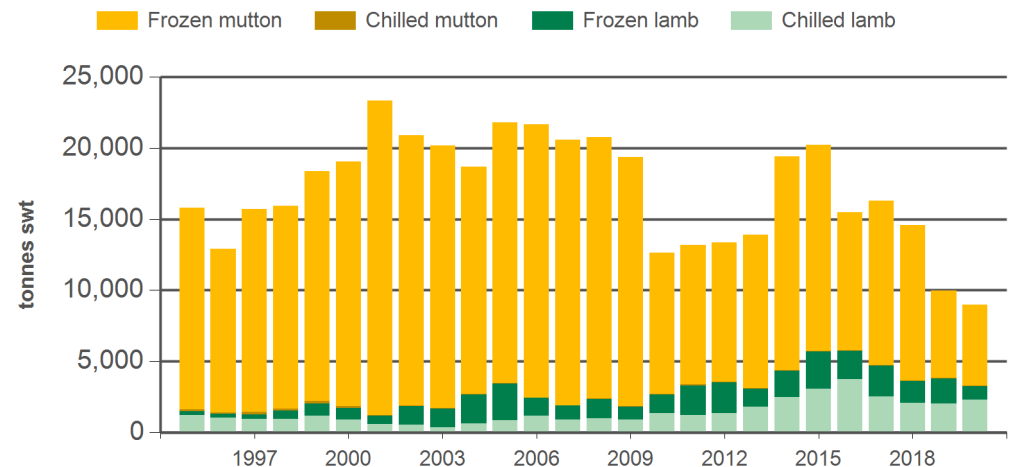
Source: DAWR, Prepared by MLA

Year-to-October sheepmeat exports to the UAE



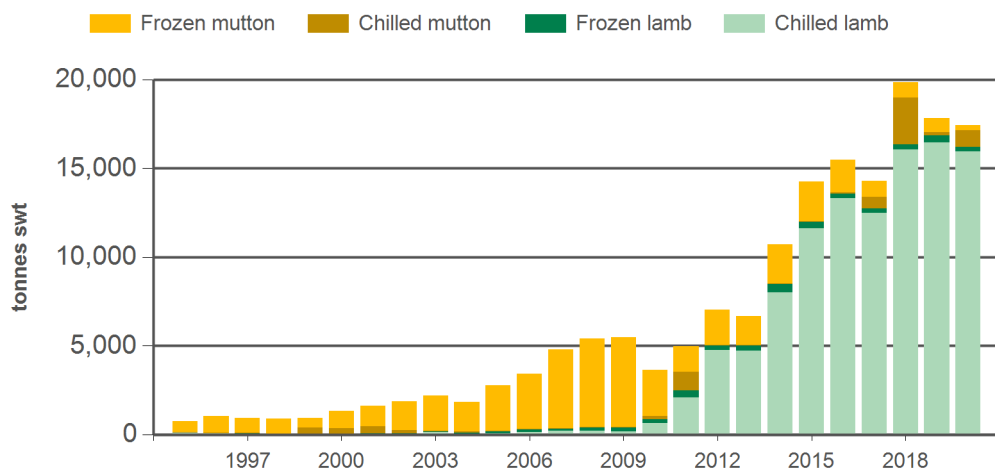
Source: DAWR, Prepared by MLA

Year-to-October sheepmeat exports to Saudi Arabia



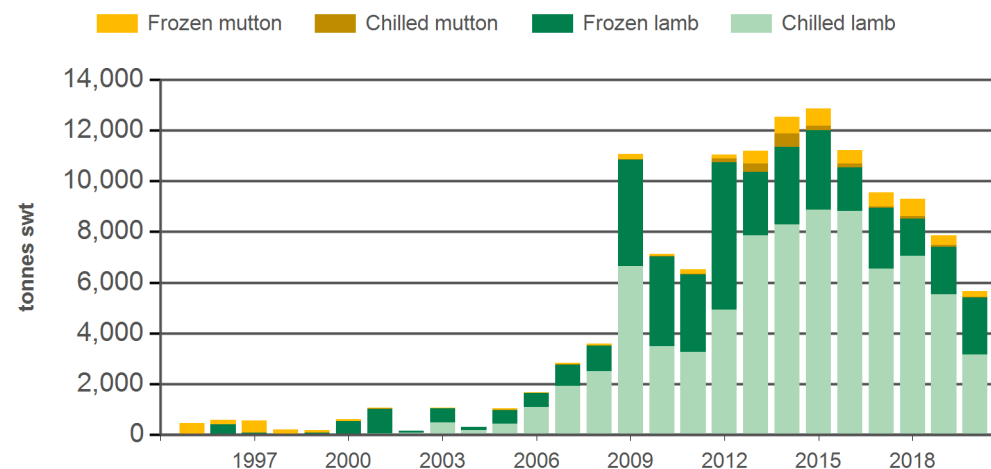
Source: DAWR, Prepared by MLA

Year-to-October sheepmeat exports to Qatar



Source: DAWR, Prepared by MLA

Year-to-October sheepmeat exports to Jordan



Source: DAWR, Prepared by MLA

Historical sheepmeat exports - Calendar year totals

| Volume (tonnes swt) | 2005 | 2006 | 2007 | 2008 | 2009 | 2010 | 2011 | 2012 | 2013 | 2014 | 2015 | 2016 | 2017 | 2018 | 2019 | 2020 YTD | Y-O-Y % chg. |
|---------------------|--------|--------|--------|--------|--------|--------|--------|--------|---------|---------|---------|---------|---------|---------|--------|----------|--------------|
| Middle East | 50,104 | 60,776 | 70,878 | 76,106 | 87,919 | 79,551 | 74,542 | 98,523 | 100,688 | 117,080 | 117,294 | 109,016 | 108,247 | 120,581 | 97,406 | 61,657 | -23 |
| Nth Africa | 8,148 | 7,406 | 7,178 | 9,019 | 5,072 | 1,729 | 801 | 3,901 | 4,979 | 5,097 | 2,660 | 2,000 | 737 | 234 | 502 | 194 | -49 |
| UAE | 12,069 | 19,635 | 22,760 | 26,159 | 25,601 | 23,346 | 21,373 | 24,331 | 26,128 | 30,067 | 28,980 | 30,533 | 28,806 | 29,800 | 26,913 | 18,937 | -13 |
| Saudi Arabia | 26,298 | 27,112 | 25,063 | 23,513 | 23,813 | 14,986 | 15,571 | 16,620 | 16,544 | 23,664 | 23,515 | 18,117 | 19,464 | 16,443 | 13,043 | 8,975 | -10 |
| Qatar | 3,278 | 4,650 | 6,560 | 6,698 | 5,903 | 5,013 | 6,157 | 8,461 | 7,981 | 12,798 | 16,760 | 18,254 | 16,963 | 24,548 | 21,505 | 17,418 | -2 |
| Jordan | 1,291 | 1,973 | 3,484 | 5,264 | 13,456 | 8,722 | 9,539 | 13,972 | 13,801 | 15,714 | 15,631 | 12,956 | 10,967 | 10,375 | 9,633 | 5,651 | -28 |
| Kuwait | 4,470 | 4,456 | 7,128 | 7,190 | 9,880 | 5,356 | 5,924 | 8,732 | 9,126 | 8,955 | 9,561 | 8,291 | 9,686 | 11,103 | 8,068 | 4,574 | -32 |
| Bahrain | 64 | 82 | 111 | 144 | 1,160 | 5,937 | 7,385 | 9,643 | 13,363 | 11,987 | 8,040 | 8,444 | 7,423 | 5,978 | 5,002 | 1,181 | -73 |
| Other | 10,783 | 10,273 | 12,950 | 16,158 | 13,178 | 17,920 | 9,394 | 20,666 | 18,724 | 18,992 | 17,467 | 14,422 | 15,677 | 22,568 | 13,745 | 5,114 | |

Source: DAWR. SWT = Shipped weight. YTD = Calendar year-to-October. Y-O-Y = Year-on-year. For further information email globalindustryinsights@mla.com.au.