

# China beef imports \*

## Monthly trade summary September 2020

### 12-months ending September

| Volume<br>(tonnes swt) | Chilled                    |              | Frozen                     |              | Total                      |              |
|------------------------|----------------------------|--------------|----------------------------|--------------|----------------------------|--------------|
|                        | 12-months ending September | Y-O-Y % chg. | 12-months ending September | Y-O-Y % chg. | 12-months ending September | Y-O-Y % chg. |
| <b>Total</b>           | 48,604                     | <b>58</b>    | 2,050,832                  | <b>46</b>    | 2,099,436                  | <b>46</b>    |
| <b>Australia</b>       | 36,264                     | <b>61</b>    | 270,745                    | <b>14</b>    | 307,009                    | <b>18</b>    |
| <b>Brazil</b>          | -                          |              | 768,091                    | <b>127</b>   | 768,091                    | <b>127</b>   |
| <b>Uruguay</b>         | 409                        | <b>2,669</b> | 240,390                    | <b>-13</b>   | 240,799                    | <b>-12</b>   |
| <b>Argentina</b>       | 816                        | <b>30,52</b> | 476,290                    | <b>51</b>    | 477,106                    | <b>52</b>    |
| <b>NZ</b>              | 9,147                      | <b>19</b>    | 175,119                    | <b>-3</b>    | 184,266                    | <b>-2</b>    |
| <b>Other</b>           | 1,967                      | <b>285</b>   | 120,199                    | <b>113</b>   | 122,165                    | <b>114</b>   |

### Calendar year-to-September

| Chilled  |               | Frozen    |              | Total     |              |
|----------|---------------|-----------|--------------|-----------|--------------|
| 2020 YTD | Y-O-Y % chg.  | 2020 YTD  | Y-O-Y % chg. | 2020 YTD  | Y-O-Y % chg. |
| 35,223   | <b>44</b>     | 1,537,088 | <b>39</b>    | 1,572,311 | <b>39</b>    |
| 26,173   | <b>50</b>     | 188,144   | <b>-5</b>    | 214,318   | <b>-</b>     |
| -        | <b>-</b>      | 605,366   | <b>156</b>   | 605,366   | <b>156</b>   |
| 346      | <b>2,243</b>  | 171,521   | <b>-21</b>   | 171,868   | <b>-21</b>   |
| 752      | <b>28,119</b> | 353,995   | <b>40</b>    | 354,747   | <b>40</b>    |
| 6,511    | <b>-1</b>     | 129,253   | <b>-19</b>   | 135,764   | <b>-18</b>   |
| 1,440    | <b>231</b>    | 88,808    | <b>98</b>    | 90,247    | <b>99</b>    |

### Month of September

| Chilled        |              |              | Frozen         |              |              | Total          |              |              |
|----------------|--------------|--------------|----------------|--------------|--------------|----------------|--------------|--------------|
| 2020 September | M-O-M % chg. | Y-O-Y % chg. | 2020 September | M-O-M % chg. | Y-O-Y % chg. | 2020 September | M-O-M % chg. | Y-O-Y % chg. |
| 3,025          | <b>-13</b>   | <b>-14</b>   | 177,739        | <b>-4</b>    | <b>20</b>    | 180,764        | <b>-4</b>    | <b>19</b>    |
| 1,904          | <b>-8</b>    | <b>-33</b>   | 11,968         | <b>-10</b>   | <b>-61</b>   | 13,872         | <b>-10</b>   | <b>-59</b>   |
| -              | <b>-</b>     | <b>-</b>     | 86,915         | <b>-2</b>    | <b>139</b>   | 86,915         | <b>-2</b>    | <b>139</b>   |
| 22             | <b>-88</b>   | <b>83</b>    | 17,757         | <b>2</b>     | <b>-25</b>   | 17,779         | <b>1</b>     | <b>-25</b>   |
| 142            | <b>-9</b>    | <b>14,14</b> | 39,837         | <b>-11</b>   | <b>12</b>    | 39,979         | <b>-11</b>   | <b>13</b>    |
| 537            | <b>-33</b>   | <b>1</b>     | 10,589         | <b>-11</b>   | <b>-35</b>   | 11,126         | <b>-12</b>   | <b>-34</b>   |
| 420            | <b>47</b>    | <b>196</b>   | 10,674         | <b>11</b>    | <b>72</b>    | 11,094         | <b>12</b>    | <b>75</b>    |

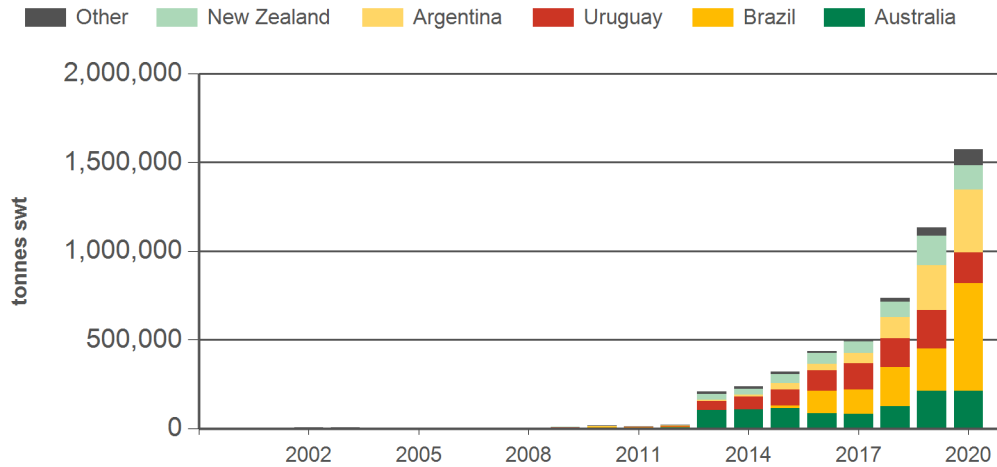
| Value<br>(Million RMB) | Chilled                    |              | Frozen                     |              | Total                      |              |
|------------------------|----------------------------|--------------|----------------------------|--------------|----------------------------|--------------|
|                        | 12-months ending September | Y-O-Y % chg. | 12-months ending September | Y-O-Y % chg. | 12-months ending September | Y-O-Y % chg. |
| <b>Total</b>           | 2,738                      | <b>65</b>    | 71,314                     | <b>58</b>    | 74,052                     | <b>58</b>    |
| <b>Australia</b>       | 2,086                      | <b>64</b>    | 10,538                     | <b>17</b>    | 12,624                     | <b>23</b>    |
| <b>Brazil</b>          | -                          |              | 28,151                     | <b>150</b>   | 28,151                     | <b>150</b>   |
| <b>Uruguay</b>         | 18                         | <b>2,485</b> | 6,644                      | <b>-3</b>    | 6,663                      | <b>-3</b>    |
| <b>Argentina</b>       | 31                         | <b>15,34</b> | 15,598                     | <b>60</b>    | 15,629                     | <b>60</b>    |
| <b>NZ</b>              | 423                        | <b>30</b>    | 6,152                      | <b>2</b>     | 6,575                      | <b>4</b>     |
| <b>Other</b>           | 180                        | <b>212</b>   | 4,231                      | <b>89</b>    | 4,412                      | <b>92</b>    |

| Chilled  |              | Frozen   |              | Total    |              |
|----------|--------------|----------|--------------|----------|--------------|
| 2020 YTD | Y-O-Y % chg. | 2020 YTD | Y-O-Y % chg. | 2020 YTD | Y-O-Y % chg. |
| 1,998    | <b>52</b>    | 52,393   | <b>45</b>    | 54,391   | <b>45</b>    |
| 1,526    | <b>55</b>    | 7,317    | <b>-2</b>    | 8,843    | <b>4</b>     |
| -        | <b>-</b>     | 21,598   | <b>170</b>   | 21,598   | <b>170</b>   |
| 15       | <b>2,051</b> | 4,557    | <b>-17</b>   | 4,572    | <b>-17</b>   |
| 28       | <b>13,88</b> | 11,178   | <b>40</b>    | 11,206   | <b>41</b>    |
| 294      | <b>5</b>     | 4,565    | <b>-15</b>   | 4,859    | <b>-14</b>   |
| 134      | <b>179</b>   | 3,179    | <b>81</b>    | 3,313    | <b>84</b>    |

| Chilled        |              |              | Frozen         |              |              | Total          |              |              |
|----------------|--------------|--------------|----------------|--------------|--------------|----------------|--------------|--------------|
| 2020 September | M-O-M % chg. | Y-O-Y % chg. | 2020 September | M-O-M % chg. | Y-O-Y % chg. | 2020 September | M-O-M % chg. | Y-O-Y % chg. |
| 188            | <b>-13</b>   | <b>-4</b>    | 5,105          | <b>-9</b>    | <b>-5</b>    | 5,292          | <b>-9</b>    | <b>-5</b>    |
| 122            | <b>-13</b>   | <b>-22</b>   | 424            | <b>-16</b>   | <b>-66</b>   | 547            | <b>-15</b>   | <b>-61</b>   |
| -              | <b>-</b>     | <b>-</b>     | 2,619          | <b>-8</b>    | <b>84</b>    | 2,619          | <b>-8</b>    | <b>84</b>    |
| 1              | <b>-89</b>   | <b>79</b>    | 379            | <b>1</b>     | <b>-45</b>   | 380            | <b>-1</b>    | <b>-45</b>   |
| 5              | <b>-9</b>    | <b>5,088</b> | 1,004          | <b>-17</b>   | <b>-20</b>   | 1,009          | <b>-17</b>   | <b>-20</b>   |
| 24             | <b>-32</b>   | <b>1</b>     | 309            | <b>-10</b>   | <b>-45</b>   | 333            | <b>-12</b>   | <b>-43</b>   |
| 36             | <b>38</b>    | <b>148</b>   | 369            | <b>13</b>    | <b>74</b>    | 405            | <b>15</b>    | <b>79</b>    |

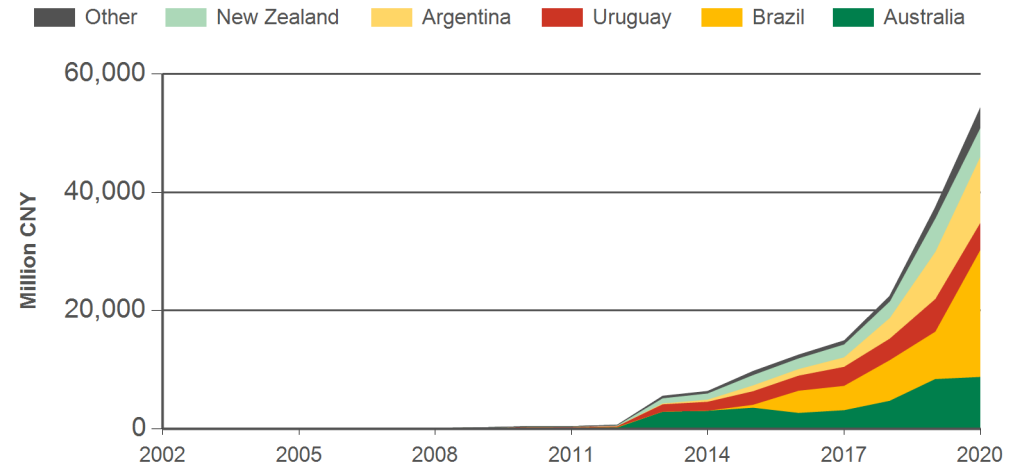
Source: Global Trade Atlas, China Customs. SWT = Shipped weight. YTD = Calendar year-to-September. Y-O-Y = Year-on-year. M-O-M = Month-on-month. For further information email [globalindustryinsights@mla.com.au](mailto:globalindustryinsights@mla.com.au). \*trade data represented in this report excludes imports into Hong Kong

#### Year-to-September China beef imports - volume



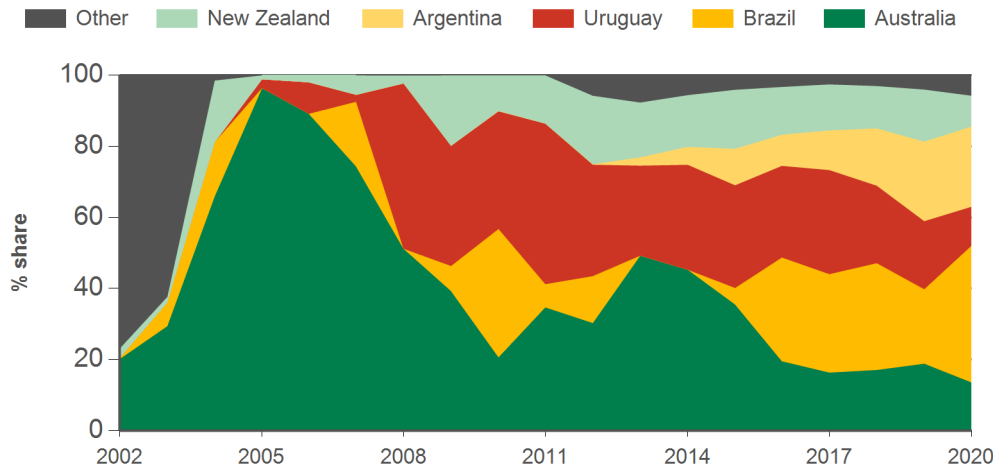
Source: Global Trade Atlas, China Customs. Prepared by MLA.

#### Year-to-September China beef imports - value



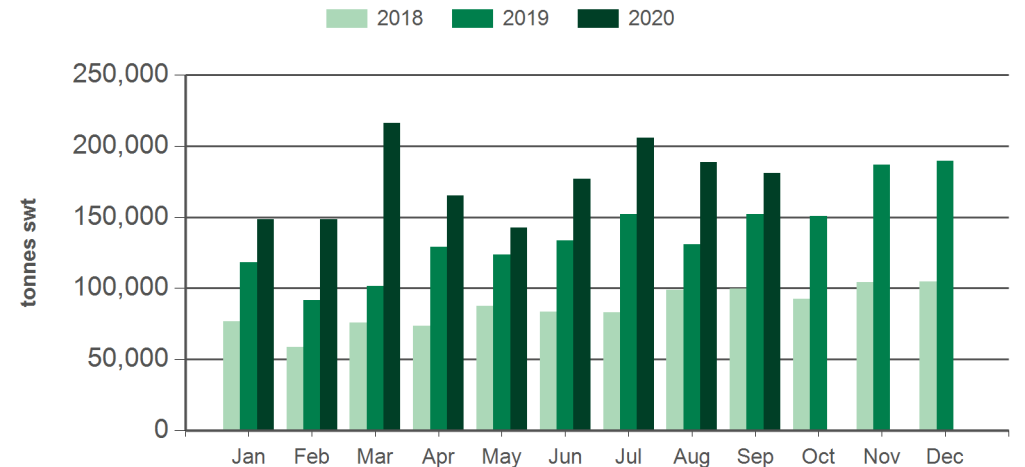
Source: Global Trade Atlas, China Customs. Prepared by MLA.

#### Year-to-September imported beef market share



Source: Global Trade Atlas, China Customs. Prepared by MLA. % share based off import volume.

#### Monthly China beef imports



Source: Global Trade Atlas, China Customs. Prepared by MLA.

**Historical beef imports - Calendar year totals**

| Volume (tonnes swt) | 2005  | 2006  | 2007  | 2008  | 2009   | 2010   | 2011   | 2012   | 2013    | 2014    | 2015    | 2016    | 2017    | 2018      | 2019      | 2020 YTD  | Y-O-Y % chg. |
|---------------------|-------|-------|-------|-------|--------|--------|--------|--------|---------|---------|---------|---------|---------|-----------|-----------|-----------|--------------|
| <b>Total</b>        | 1,143 | 1,161 | 3,639 | 4,243 | 14,158 | 23,702 | 20,135 | 61,386 | 294,223 | 297,949 | 473,835 | 580,049 | 695,109 | 1,039,388 | 1,659,891 | 1,572,311 | <b>39</b>    |
| <b>Australia</b>    | 1,109 | 1,034 | 2,172 | 2,571 | 5,558  | 5,757  | 7,876  | 27,293 | 154,777 | 135,210 | 155,938 | 110,911 | 115,772 | 173,088   | 307,217   | 214,318   | <b>0</b>     |
| <b>Brazil</b>       | 0     | 0     | 329   | 33    | 932    | 7,853  | 2,091  | 8,705  | 0       | 0       | 56,429  | 171,157 | 197,563 | 322,693   | 399,642   | 605,366   | <b>156</b>   |
| <b>Uruguay</b>      | 25    | 110   | 920   | 1,464 | 5,163  | 7,633  | 7,364  | 14,497 | 70,334  | 89,080  | 123,206 | 155,441 | 195,868 | 218,553   | 285,826   | 171,868   | <b>-21</b>   |
| <b>Argentina</b>    | 0     | 0     | 0     | 0     | 0      | 16     | 0      | 220    | 9,220   | 16,983  | 42,688  | 51,957  | 86,330  | 180,377   | 375,581   | 354,747   | <b>40</b>    |
| <b>NZ</b>           | 10    | 17    | 217   | 173   | 2,505  | 2,442  | 2,803  | 7,456  | 35,375  | 40,384  | 70,266  | 72,052  | 79,479  | 110,805   | 214,400   | 135,764   | <b>-18</b>   |
| <b>Other</b>        | 0     | 0     | 0     | 2     | 0      | 1      | 0      | 3,216  | 24,517  | 16,292  | 25,309  | 18,532  | 20,097  | 33,872    | 77,225    | 90,247    | <b>99</b>    |

Source: Global Trade Atlas, China Customs. SWT = Shipped weight. YTD = Calendar year-to-September. Y-O-Y = Year-on-year. For further information email [globalindustryinsights@mla.com.au](mailto:globalindustryinsights@mla.com.au).