

Australian beef exports to South Korea

Monthly trade summary

September 2019

12-months ending September

Volume (tonnes swt)	Chilled		Frozen		Total	
	12-months ending September	Y-O-Y % chg.	12-months ending September	Y-O-Y % chg.	12-months ending September	Y-O-Y % chg.
Total	33,022	-10	133,057	4	166,079	1
Grainfed	24,321	-8	30,167	-6	54,488	-7
Grassfed	8,701	-15	102,890	8	111,591	5

Calendar year-to-September

Chilled		Frozen		Total	
2019 YTD	Y-O-Y % chg.	2019 YTD	Y-O-Y % chg.	2019 YTD	Y-O-Y % chg.
23,735	-14	97,198	-1	120,934	-3
17,338	-12	22,639	-3	39,976	-7
6,398	-17	74,560	-	80,957	-1

Month of September

Chilled			Frozen			Total		
2019 September	M-O-M % chg.	Y-O-Y % chg.	2019 September	M-O-M % chg.	Y-O-Y % chg.	2019 September	M-O-M % chg.	Y-O-Y % chg.
2,405	-10	-20	10,333	6	-19	12,738	3	-19
1,794	3	-20	2,521	-19	-15	4,314	-11	-17
611	-33	-20	7,813	17	-20	8,424	11	-20

12-months ending August

Value ('000 A\$ FOB)	Chilled		Frozen		Total	
	12-months ending August	Y-O-Y % chg.	12-months ending August	Y-O-Y % chg.	12-months ending August	Y-O-Y % chg.
Total	456,049	5	1,021,707	23	1,477,756	17
Boneless	416,062	6	832,267	27	1,248,329	19
Bone-in	39,549	-6	189,439	11	228,988	8
Carcase	439		-	-100	439	841

Calendar year-to-August

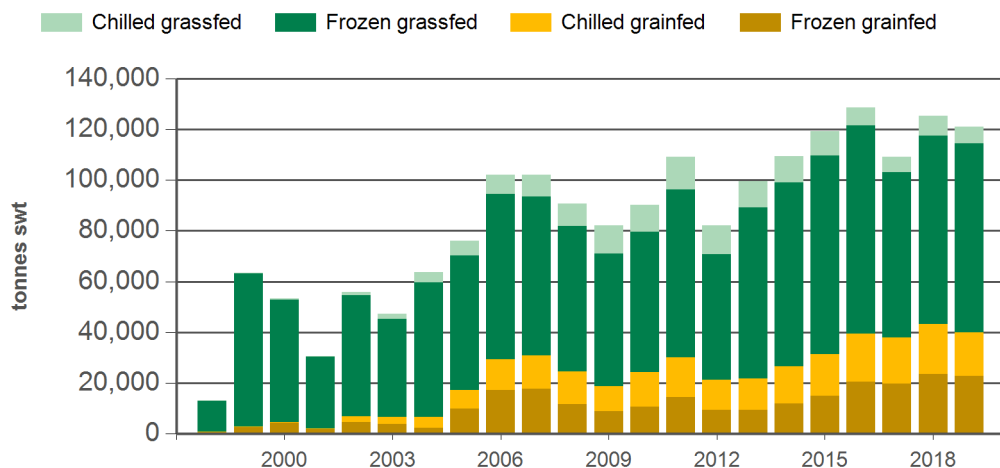
Chilled		Frozen		Total	
2019 YTD	Y-O-Y % chg.	2019 YTD	Y-O-Y % chg.	2019 YTD	Y-O-Y % chg.
293,820	2	667,879	17	961,699	12
269,922	3	535,303	18	805,225	12
23,459	-7	132,576	15	156,036	11
439	-	-	-	439	7,355

Month of August

Chilled			Frozen			Total		
2019 August	M-O-M % chg.	Y-O-Y % chg.	2019 August	M-O-M % chg.	Y-O-Y % chg.	2019 August	M-O-M % chg.	Y-O-Y % chg.
40,313	2	-23	82,935	-14	-21	123,247	-9	-21
36,098	-	-22	64,280	-16	-25	100,378	-11	-24
4,215	14	-31	18,655	-2	1	22,869	-	-7
-	-	-	-	-	-	-	-	-

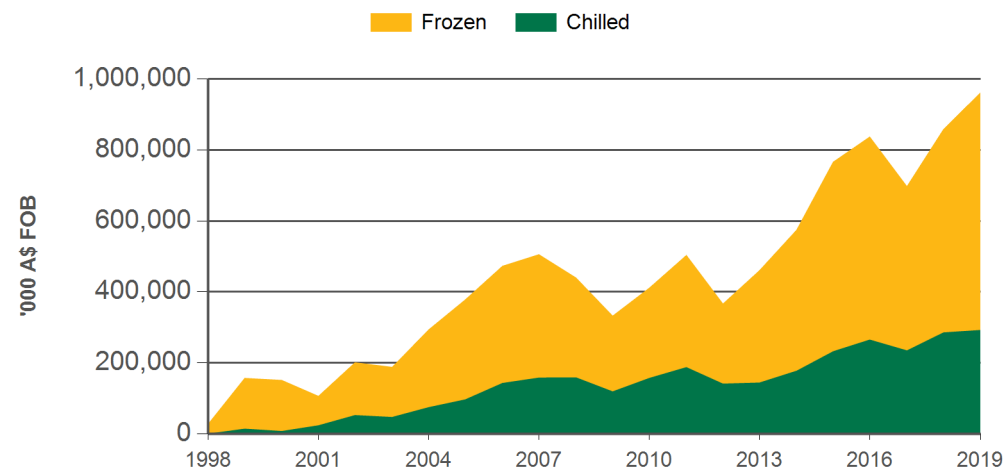
Source: DAWR, ABS. SWT = Shipped weight. Volume YTD = Calendar year-to-September. Value YTD = Calendar year-to-August. Y-O-Y = Year-on-year. M-O-M = Month-on-month. Grainfed is the prefix for grainfed beef. Grassfed is the prefix for grassfed beef. For further information email globalindustryinsights@mla.com.au.

Year-to-September beef exports to South Korea - volume



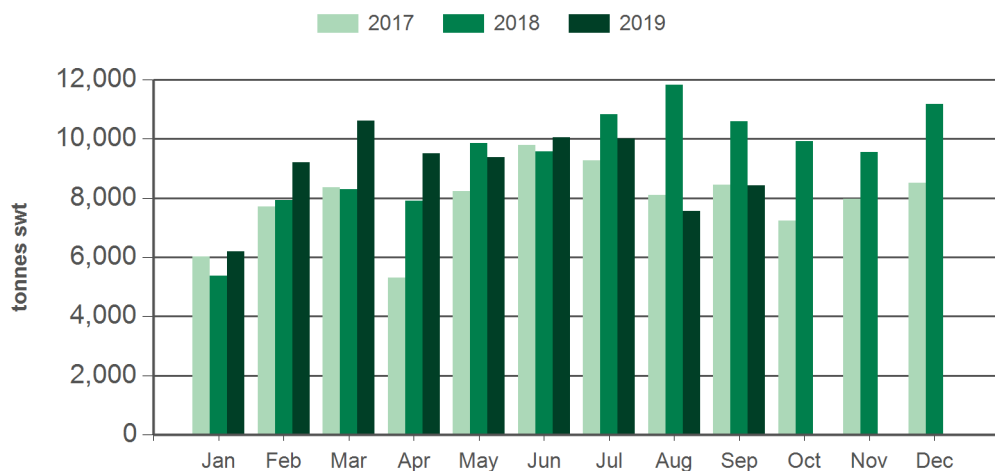
Source: DAWR, Prepared by MLA

Year-to-August beef exports to South Korea - value



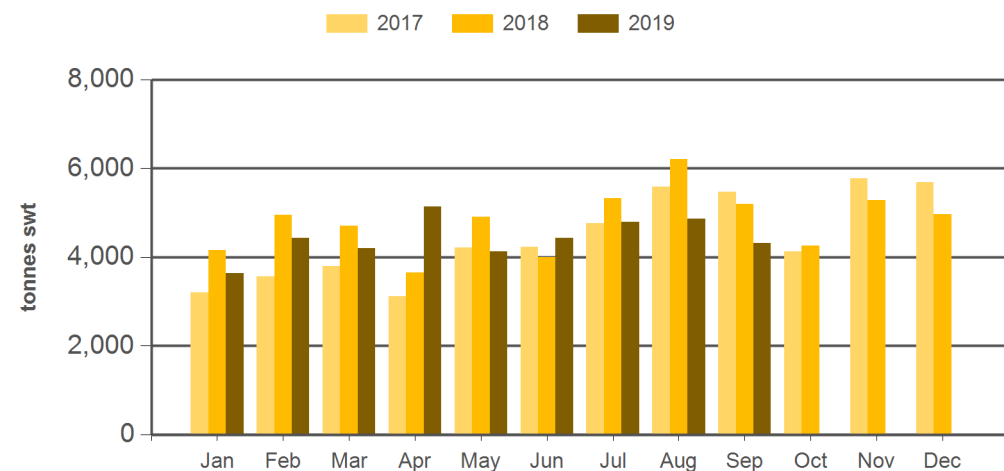
Source: ABS, Prepared by MLA

Monthly grassfed beef exports to South Korea



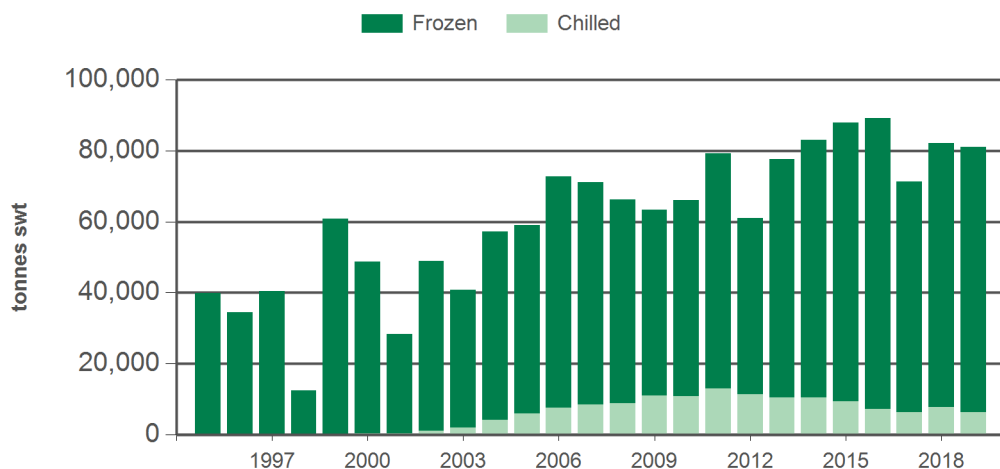
Source: DAWR, Prepared by MLA

Monthly grainfed beef exports to South Korea



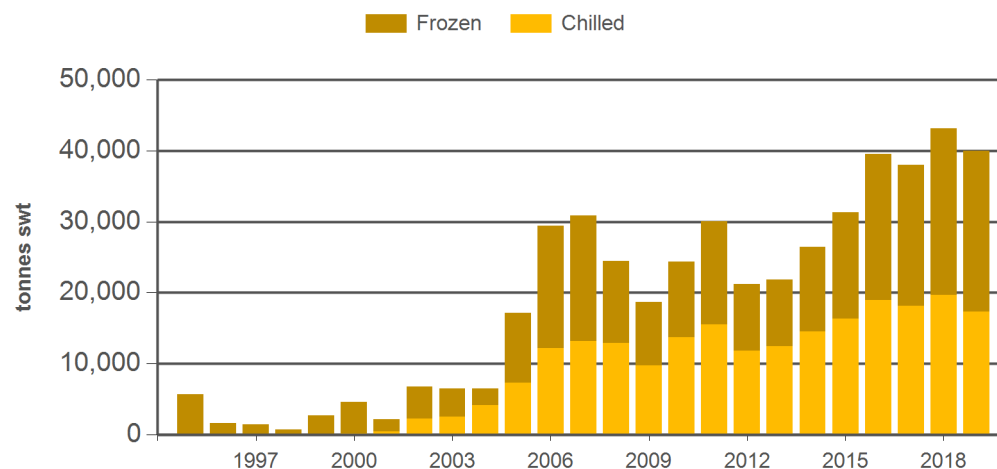
Source: DAWR, Prepared by MLA

Year-to-September grassfed beef exports to South Korea



Source: DAWR, Prepared by MLA

Year-to-September grainfed beef exports to South Korea



Source: DAWR, Prepared by MLA

Historical beef exports - Calendar year totals

Volume (tonnes swt)	2004	2005	2006	2007	2008	2009	2010	2011	2012	2013	2014	2015	2016	2017	2018	2019 YTD	Y-O-Y % chg.
Total	93,310	106,444	149,663	148,933	127,207	115,482	124,161	146,347	125,957	144,365	150,918	166,588	179,854	148,552	170,373	120,934	-3
Grainfed	11,010	23,594	41,205	41,526	31,581	27,157	34,151	38,762	31,332	31,020	35,640	44,203	55,756	53,564	57,598	39,976	-7
Grassfed	82,300	82,850	108,458	107,407	95,626	88,325	90,009	107,585	94,625	113,345	115,278	122,385	124,098	94,987	112,775	80,957	-1

Source: DAWR. SWT = Shipped weight. YTD = Calendar year-to-September. Y-O-Y = Year-on-year. For further information email globalindustryinsights@mla.com.au.