

# Australian beef exports

## Monthly trade summary

### September 2020

#### 12-months ending September

| Volume<br>(tonnes swt) | Chilled                          |                    | Frozen                           |                    | Total                            |                    |
|------------------------|----------------------------------|--------------------|----------------------------------|--------------------|----------------------------------|--------------------|
|                        | 12-months<br>ending<br>September | Y-O-Y<br>%<br>chg. | 12-months<br>ending<br>September | Y-O-Y<br>%<br>chg. | 12-months<br>ending<br>September | Y-O-Y<br>%<br>chg. |
| Total                  | 305,977                          | 0                  | 820,320                          | -6                 | 1,126,297                        | -5                 |
| US                     | 68,424                           | 5                  | 168,373                          | -3                 | 236,797                          | -1                 |
| Japan                  | 116,024                          | -9                 | 152,912                          | -10                | 268,936                          | -10                |
| South Korea            | 33,788                           | 2                  | 121,694                          | -9                 | 155,482                          | -6                 |
| China                  | 35,815                           | 48                 | 219,307                          | -2                 | 255,123                          | 3                  |
| Canada                 | 2,592                            | 170                | 11,756                           | -21                | 14,347                           | -9                 |
| Taiwan                 | 5,742                            | 8                  | 19,401                           | -21                | 25,143                           | -16                |
| Indonesia              | 3,853                            | -13                | 48,784                           | -4                 | 52,637                           | -5                 |
| Philippines            | 1,022                            | 17                 | 21,097                           | -23                | 22,119                           | -22                |
| EU                     | 9,077                            | -35                | 406                              | -46                | 9,483                            | -36                |
| Saudi Arabia           | 3,068                            | -12                | 7,534                            | -11                | 10,602                           | -12                |
| Malaysia               | 2,307                            | 2                  | 7,085                            | -5                 | 9,392                            | -3                 |
| UAE                    | 5,444                            | 4                  | 3,351                            | 0                  | 8,794                            | 2                  |
| Singapore              | 4,509                            | 7                  | 5,177                            | 156                | 9,686                            | 55                 |
| Hong Kong              | 3,645                            | -4                 | 2,249                            | 37                 | 5,894                            | 8                  |
| Thailand               | 2,685                            | 41                 | 4,951                            | 8                  | 7,636                            | 17                 |
| Other                  | 7,983                            |                    | 26,243                           |                    | 34,226                           |                    |

#### Calendar year-to-September

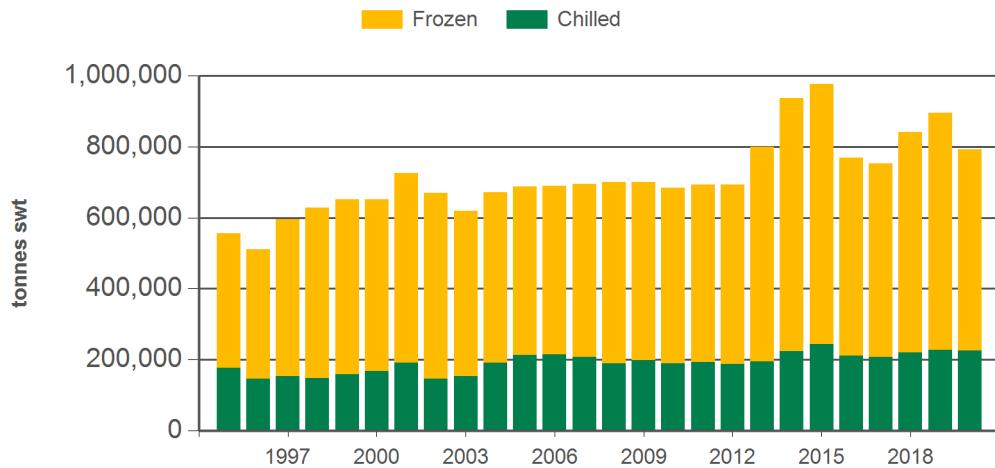
| Chilled     |                    | Frozen      |                    | Total       |                    |
|-------------|--------------------|-------------|--------------------|-------------|--------------------|
| 2020<br>YTD | Y-O-Y<br>%<br>chg. | 2020<br>YTD | Y-O-Y<br>%<br>chg. | 2020<br>YTD | Y-O-Y<br>%<br>chg. |
| 224,733     | -1                 | 568,374     | -15                | 793,107     | -11                |
| 51,279      | 3                  | 121,180     | -12                | 172,458     | -8                 |
| 86,060      | -9                 | 112,875     | -8                 | 198,935     | -9                 |
| 25,255      | 6                  | 88,817      | -9                 | 114,071     | -6                 |
| 24,470      | 32                 | 131,373     | -28                | 155,843     | -22                |
| 2,268       | 186                | 8,196       | -12                | 10,463      | 3                  |
| 4,155       | 2                  | 14,217      | -18                | 18,373      | -14                |
| 2,888       | -20                | 35,856      | -11                | 38,744      | -11                |
| 762         | 22                 | 15,480      | -20                | 16,242      | -19                |
| 6,448       | -40                | 306         | -45                | 6,753       | -40                |
| 2,033       | -20                | 5,576       | -20                | 7,609       | -20                |
| 1,683       | 1                  | 4,741       | -11                | 6,424       | -8                 |
| 3,869       | 4                  | 2,559       | -7                 | 6,428       | -1                 |
| 3,233       | 6                  | 4,638       | 213                | 7,872       | 74                 |
| 2,723       | -1                 | 1,914       | 133                | 4,637       | 30                 |
| 2,041       | 73                 | 2,554       | 2                  | 4,595       | 25                 |
| 5,565       |                    | 18,093      |                    | 23,659      |                    |

#### Month of September

| Chilled           |                    |                    | Frozen            |                    |                    | Total             |                    |                    |
|-------------------|--------------------|--------------------|-------------------|--------------------|--------------------|-------------------|--------------------|--------------------|
| 2020<br>September | M-O-M<br>%<br>chg. | Y-O-Y<br>%<br>chg. | 2020<br>September | M-O-M<br>%<br>chg. | Y-O-Y<br>%<br>chg. | 2020<br>September | M-O-M<br>%<br>chg. | Y-O-Y<br>%<br>chg. |
| 23,580            | 5                  | -9                 | 49,039            | -12                | -38                | 72,619            | -7                 | -31                |
| 5,706             | 4                  | 5                  | 10,171            | -20                | -31                | 15,877            | -13                | -21                |
| 8,965             | 9                  | -17                | 11,535            | 1                  | -14                | 20,501            | 4                  | -16                |
| 2,781             | -8                 | 16                 | 7,912             | -20                | -23                | 10,693            | -18                | -16                |
| 1,925             | 0                  | -35                | 8,462             | -14                | -67                | 10,387            | -11                | -64                |
| 183               | 38                 | 170                | 706               | 16                 | -51                | 889               | 20                 | -41                |
| 592               | 23                 | 33                 | 1,464             | -11                | -37                | 2,056             | -3                 | -25                |
| 203               | -11                | -36                | 2,679             | -18                | -38                | 2,881             | -17                | -38                |
| 75                | -26                | 72                 | 1,250             | -20                | -49                | 1,325             | -20                | -47                |
| 441               | -23                | -52                | 24                | -73                | -17                | 465               | -30                | -51                |
| 345               | 48                 | 18                 | 867               | -8                 | 17                 | 1,212             | 3                  | 17                 |
| 197               | 21                 | -7                 | 664               | 35                 | -14                | 861               | 31                 | -13                |
| 505               | 44                 | 16                 | 396               | 15                 | 26                 | 902               | 29                 | 20                 |
| 352               | -9                 | 7                  | 195               | -29                | 23                 | 547               | -17                | 12                 |
| 304               | 9                  | 11                 | 259               | 48                 | 168                | 563               | 24                 | 52                 |
| 232               | 8                  | 53                 | 313               | -21                | -5                 | 545               | -11                | 14                 |
| 774               |                    |                    | 2,141             |                    |                    | 2,915             |                    |                    |

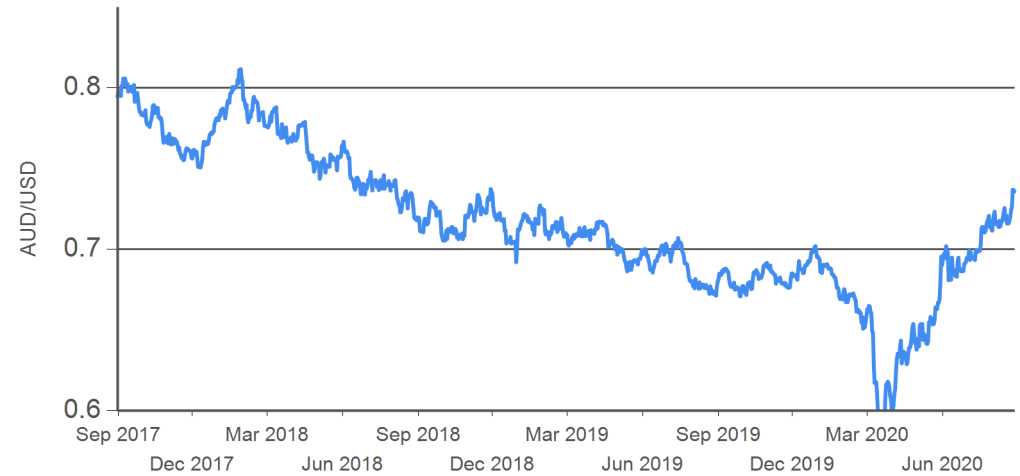
Source: DAWR. SWT = Shipped weight. YTD = Calendar year-to-September. Y-O-Y = Year-on-year. M-O-M = Month-on-month. For further information email [globalindustryinsights@mla.com.au](mailto:globalindustryinsights@mla.com.au).

#### Year-to-September beef exports



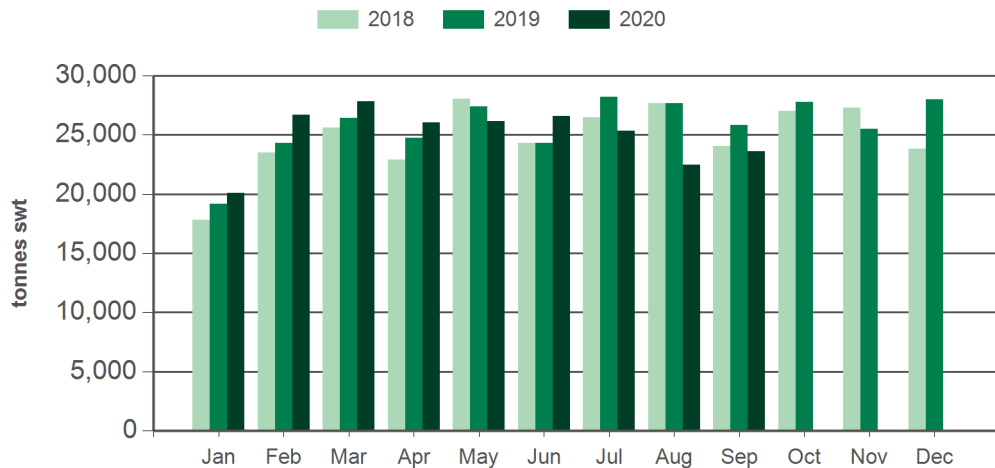
Source: DAWR, Prepared by MLA

#### AUD/USD



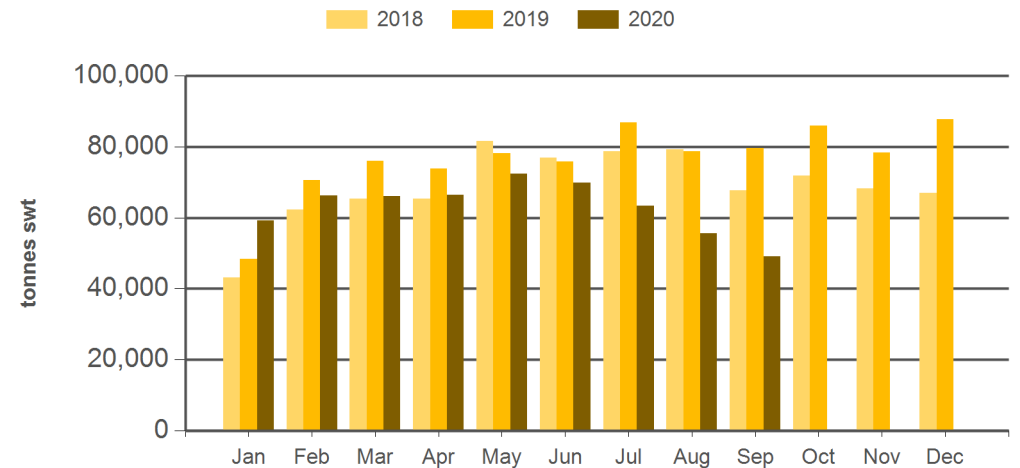
Source: xe.com, Prepared by MLA

#### Monthly chilled beef exports



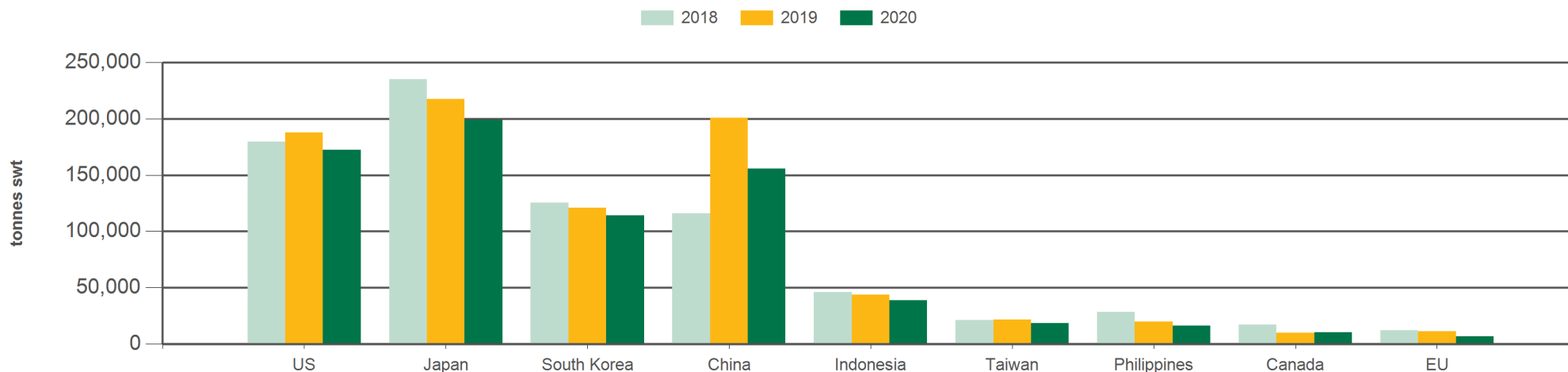
Source: DAWR, Prepared by MLA

#### Monthly frozen beef exports



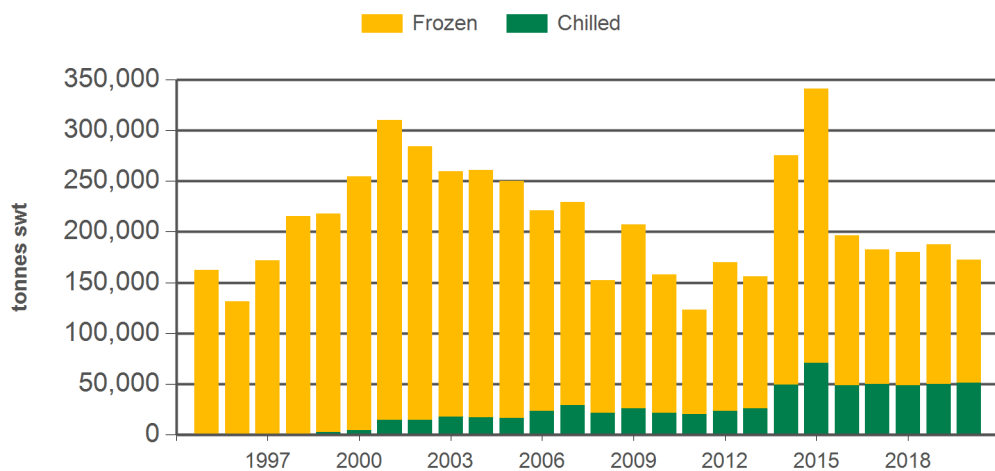
Source: DAWR, Prepared by MLA

#### Year-to-September beef exports



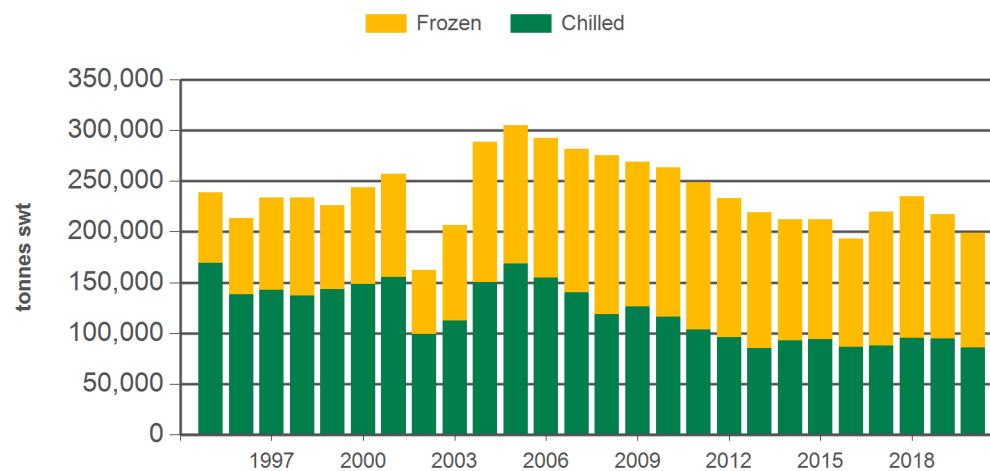
Source: DAWR, Prepared by MLA

#### Year-to-September beef exports to the US



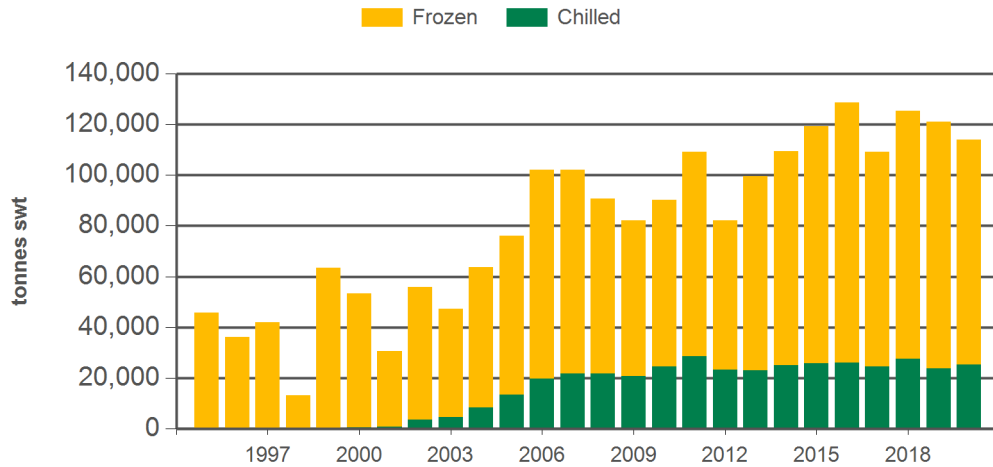
Source: DAWR, Prepared by MLA

#### Year-to-September beef exports to Japan



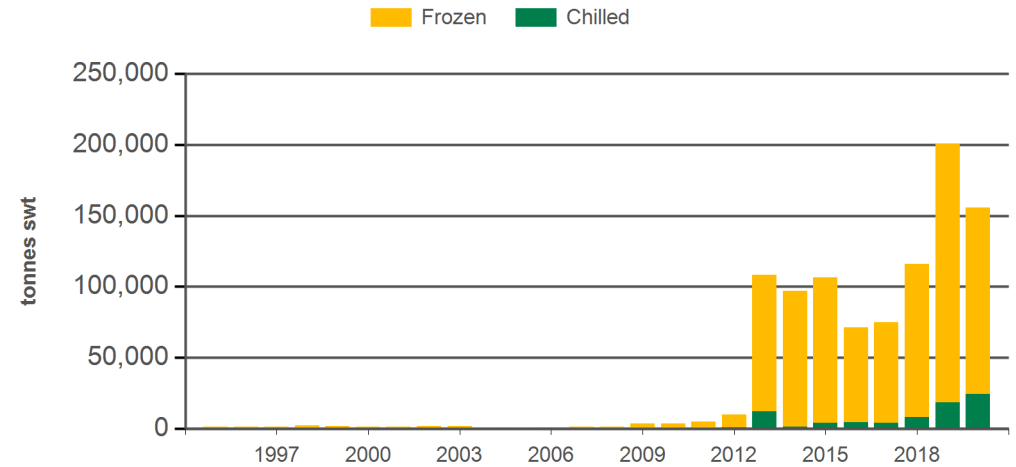
Source: DAWR, Prepared by MLA

#### Year-to-September beef exports to South Korea



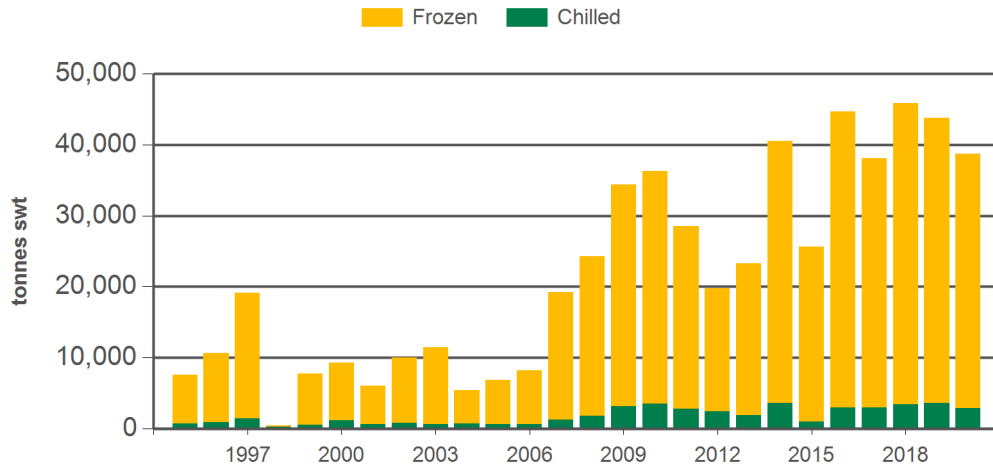
Source: DAWR, Prepared by MLA

#### Year-to-September beef exports to China




Source: DAWR, Prepared by MLA

#### Year-to-September beef exports to Indonesia




Source: DAWR, Prepared by MLA


NEED MORE INFORMATION?



Click here for further prices and market information:  
<http://www.mla.com.au/prices-markets>



To download all historical data, click here to access MLA's statistics database:  
<http://statistics.mla.com.au>



Email [marketinfo@mla.com.au](mailto:marketinfo@mla.com.au) to subscribe to this or any other of MLA's market information reports

**Historical beef exports - Calendar year totals**

| Volume (tonnes swt) | 2005    | 2006    | 2007    | 2008    | 2009    | 2010    | 2011    | 2012    | 2013      | 2014      | 2015      | 2016      | 2017      | 2018      | 2019      | 2020 YTD | Y-O-Y % chg. |
|---------------------|---------|---------|---------|---------|---------|---------|---------|---------|-----------|-----------|-----------|-----------|-----------|-----------|-----------|----------|--------------|
| Total               | 909,396 | 953,933 | 941,421 | 957,482 | 927,279 | 922,833 | 949,195 | 963,782 | 1,099,487 | 1,287,012 | 1,285,073 | 1,018,105 | 1,014,915 | 1,125,657 | 1,228,968 | 793,107  | -11          |
| US                  | 319,752 | 295,267 | 296,099 | 234,779 | 251,479 | 185,035 | 167,820 | 224,111 | 212,703   | 397,889   | 415,951   | 242,013   | 234,112   | 231,187   | 251,822   | 172,458  | -8           |
| Japan               | 405,085 | 405,796 | 377,866 | 364,304 | 356,569 | 356,213 | 342,188 | 308,540 | 288,796   | 293,780   | 285,224   | 264,325   | 292,364   | 315,891   | 287,497   | 198,935  | -9           |
| South Korea         | 106,444 | 149,663 | 148,933 | 127,207 | 115,482 | 124,161 | 146,347 | 125,957 | 144,365   | 150,918   | 166,588   | 179,854   | 148,552   | 170,373   | 162,344   | 114,071  | -6           |
| China               | 1,012   | 849     | 2,146   | 2,682   | 5,287   | 5,600   | 7,754   | 32,906  | 154,833   | 124,586   | 148,222   | 94,040    | 110,059   | 162,683   | 300,133   | 155,843  | -22          |
| Canada              | 7,618   | 9,609   | 12,311  | 8,543   | 12,319  | 6,949   | 10,148  | 15,661  | 17,898    | 32,972    | 42,575    | 19,316    | 19,954    | 22,990    | 13,997    | 10,463   | 3            |
| Taiwan              | 30,305  | 28,601  | 29,120  | 27,099  | 31,290  | 30,821  | 36,748  | 38,280  | 35,703    | 36,419    | 30,448    | 31,385    | 31,110    | 29,438    | 28,241    | 18,373   | -14          |
| Indonesia           | 8,762   | 12,153  | 26,788  | 33,018  | 51,815  | 48,436  | 39,590  | 27,097  | 39,418    | 53,140    | 39,134    | 61,676    | 49,698    | 57,349    | 57,637    | 38,744   | -11          |
| Philippines         | 2,951   | 1,937   | 3,416   | 14,143  | 16,960  | 19,205  | 20,998  | 25,718  | 26,992    | 34,352    | 25,352    | 29,431    | 33,267    | 36,788    | 25,844    | 16,242   | -19          |
| EU                  | 6,469   | 8,457   | 5,953   | 11,876  | 9,307   | 9,885   | 12,836  | 14,949  | 19,927    | 24,619    | 23,445    | 20,841    | 17,873    | 15,666    | 14,058    | 6,753    | -40          |
| Saudi Arabia        | 319     | 971     | 897     | 3,650   | 2,981   | 3,390   | 6,017   | 5,241   | 31,126    | 32,213    | 29,629    | 11,271    | 9,607     | 9,242     | 12,496    | 7,609    | -20          |
| Malaysia            | 2,348   | 2,031   | 3,303   | 6,183   | 8,027   | 11,701  | 14,436  | 15,544  | 15,935    | 13,105    | 12,344    | 10,391    | 10,631    | 10,840    | 9,986     | 6,424    | -8           |
| UAE                 | 1,298   | 1,352   | 1,807   | 4,312   | 4,417   | 5,801   | 7,431   | 7,640   | 7,987     | 8,777     | 9,871     | 8,753     | 8,611     | 8,729     | 8,839     | 6,428    | -1           |
| Singapore           | 1,893   | 3,205   | 5,534   | 8,061   | 7,472   | 7,622   | 9,659   | 14,087  | 10,564    | 10,094    | 8,767     | 6,967     | 5,772     | 6,109     | 6,336     | 7,872    | 74           |
| Hong Kong           | 1,787   | 1,757   | 2,361   | 3,231   | 7,491   | 7,040   | 8,869   | 6,340   | 5,070     | 14,739    | 6,655     | 4,494     | 7,691     | 6,384     | 4,825     | 4,637    | 30           |
| Thailand            | 984     | 1,391   | 1,541   | 1,426   | 1,595   | 1,834   | 2,499   | 2,789   | 4,263     | 5,422     | 5,897     | 5,565     | 5,903     | 6,381     | 6,721     | 4,595    | 25           |
| Other               | 12,369  | 30,894  | 23,347  | 106,968 | 44,788  | 99,141  | 115,854 | 98,923  | 83,909    | 53,987    | 34,970    | 27,785    | 29,711    | 35,607    | 38,190    | 23,659   |              |

Source: DAWR. SWT = Shipped weight. YTD = Calendar year-to-September. Y-O-Y = Year-on-year. For further information email [globalindustryinsights@mla.com.au](mailto:globalindustryinsights@mla.com.au).