

European Union (UK inclusive)

12-months ending August

Volume (tonnes swt)	Chilled		Frozen		Total	
	12-months ending August	Y-O-Y % chg.	12-months ending August	Y-O-Y % chg.	12-months ending August	Y-O-Y % chg.
Total	14,121	-13	792	11	14,913	-12
Grainfed	11,411	1	761	12	12,172	2
Grassfed	2,711	-44	31	4	2,741	-44

Calendar year-to-August

Chilled		Frozen		Total	
2019 YTD	Y-O-Y % chg.	2019 YTD	Y-O-Y % chg.	2019 YTD	Y-O-Y % chg.
9,859	-7	531	-6	10,390	-7
8,345	14	500	-7	8,845	13
1,514	-54	31	4	1,545	-53

Month of August

Chilled			Frozen			Total		
2019 August	M-O-M % chg.	Y-O-Y % chg.	2019 August	M-O-M % chg.	Y-O-Y % chg.	2019 August	M-O-M % chg.	Y-O-Y % chg.
1,753	51	9	56	74	-50	1,810	51	5
1,403	50	14	56	74	-41	1,459	51	10
351	54	-6	-	-	-	351	54	-10

United Kingdom

12-months ending August

Volume (tonnes swt)	Chilled		Frozen		Total	
	12-months ending August	Y-O-Y % chg.	12-months ending August	Y-O-Y % chg.	12-months ending August	Y-O-Y % chg.
Total	3,796	-23	104	2,203	3,901	-21
Grainfed	2,655	-9	96	2,025	2,752	-6
Grassfed	1,141	-43	8	-	1,149	-43

Calendar year-to-August

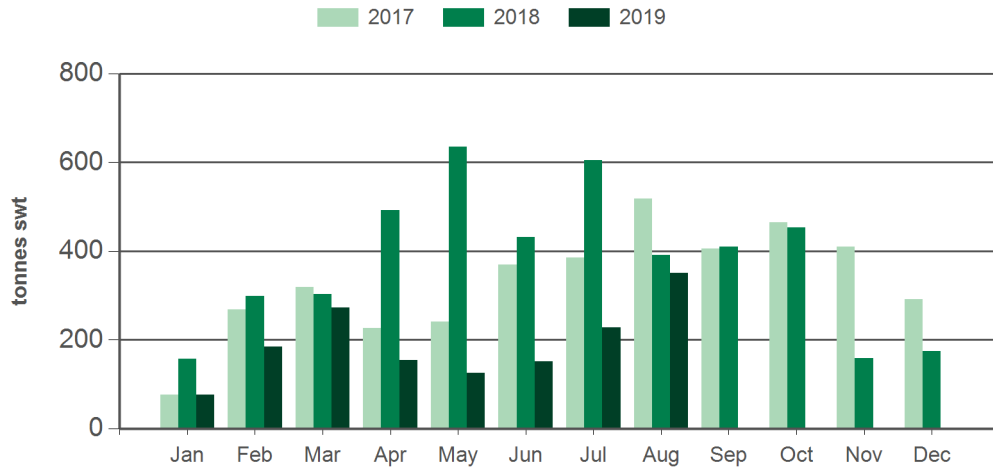
Chilled		Frozen		Total	
2019 YTD	Y-O-Y % chg.	2019 YTD	Y-O-Y % chg.	2019 YTD	Y-O-Y % chg.
2,522	-18	60	1,233	2,582	-16
1,895	8	52	1,056	1,948	11
626	-53	8	-	634	-52

Month of August

Chilled			Frozen			Total		
2019 August	M-O-M % chg.	Y-O-Y % chg.	2019 August	M-O-M % chg.	Y-O-Y % chg.	2019 August	M-O-M % chg.	Y-O-Y % chg.
359	15	-24	-	-	-	359	10	-25
263	21	-15	-	-	-	263	14	-16
97	2	-42	-	-	-	97	2	-42

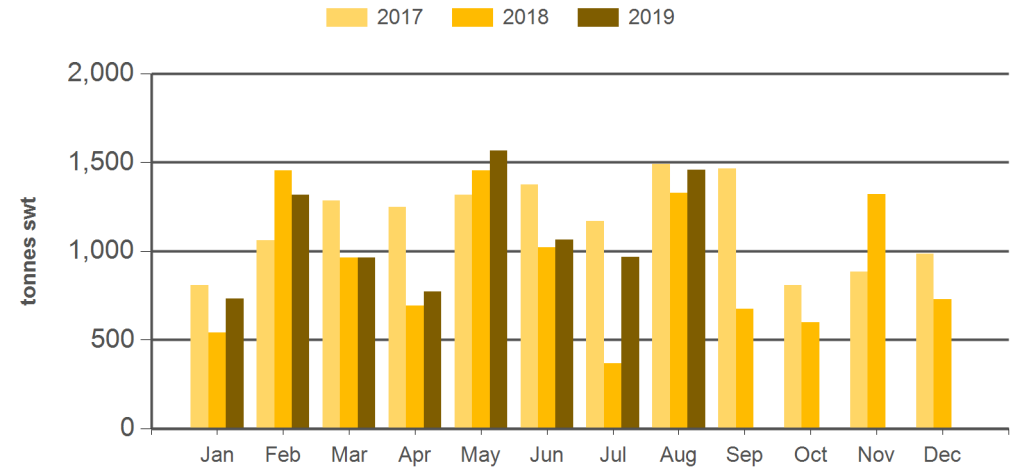
Source: DAWR. SWT = Shipped weight. YTD = Calendar year-to-August. Y-O-Y = Year-on-year. M-O-M = Month-on-month. Grainfed is the prefix for grainfed beef. Grassfed is the prefix for grassfed beef. For further information email globalindustryinsights@mla.com.au.

Monthly grassfed beef exports to the EU



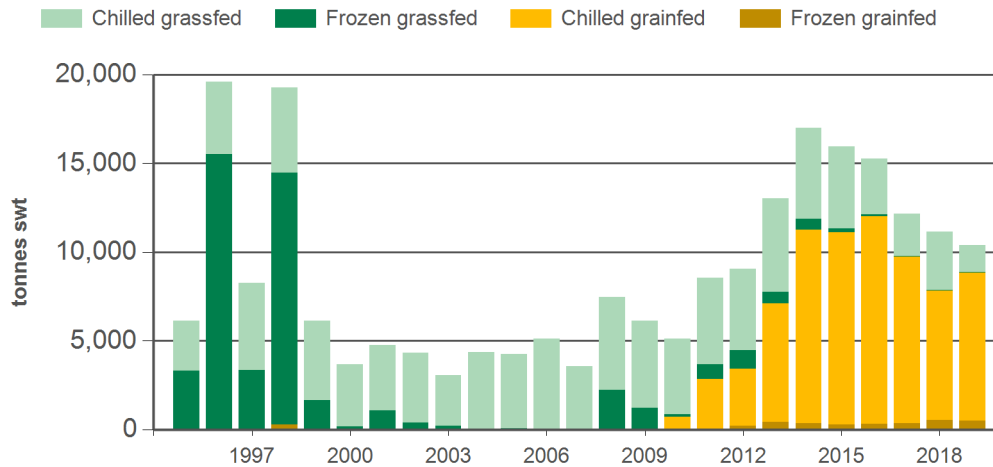
Source: DAWR, Prepared by MLA

Monthly grainfed beef exports to the EU



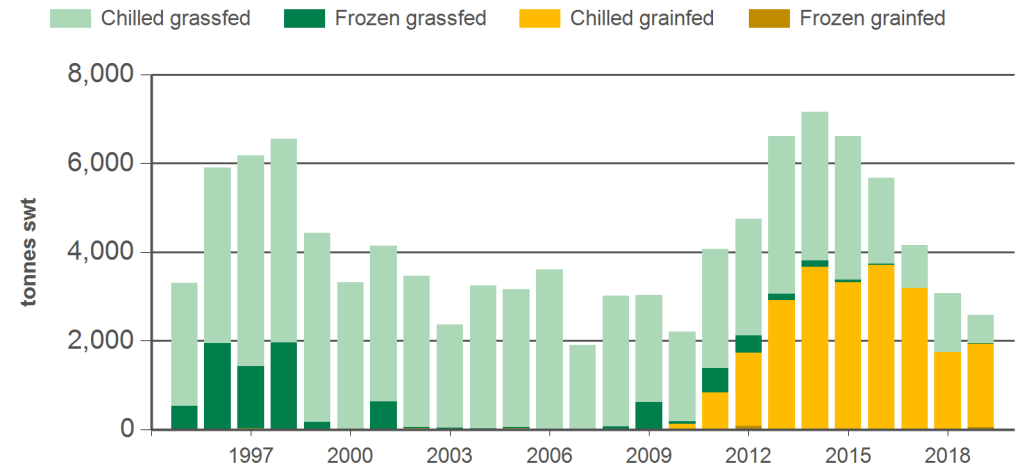
Source: DAWR, Prepared by MLA

Year-to-August beef exports to the EU



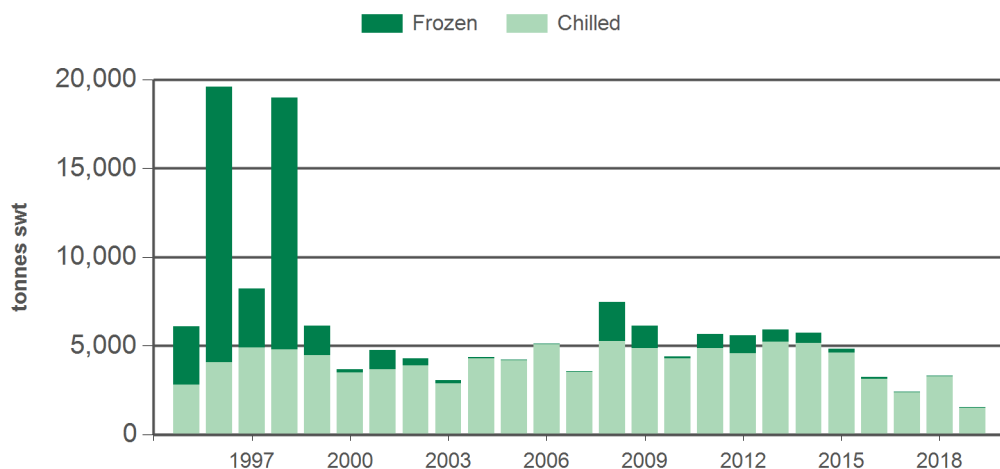
Source: DAWR, Prepared by MLA

Year-to-August beef exports to the UK



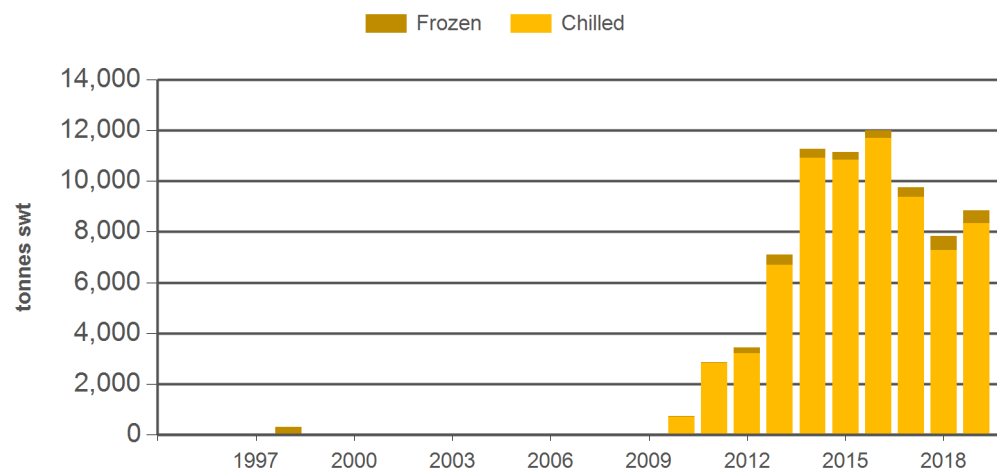
Source: DAWR, Prepared by MLA

Year-to-August grassfed beef exports to the EU



Source: DAWR, Prepared by MLA

Year-to-August grainfed beef exports to the EU



Source: DAWR, Prepared by MLA

Historical beef exports to the European Union (UK inclusive) - Calendar year totals

Volume (tonnes swt)	2004	2005	2006	2007	2008	2009	2010	2011	2012	2013	2014	2015	2016	2017	2018	2019 YTD	Y-O-Y % chg.
Total	6,756	6,469	8,457	5,953	11,876	9,307	9,885	12,836	14,949	19,927	24,619	23,445	20,841	17,873	15,666	10,390	-7
Grainfed	11	28	0	8	37	13	2,546	4,224	6,263	11,502	16,483	16,128	15,980	13,897	11,153	8,845	13
Grassfed	6,745	6,441	8,456	5,945	11,839	9,294	7,339	8,612	8,686	8,425	8,135	7,317	4,862	3,977	4,513	1,545	-53

Historical beef exports to the United Kingdom - Calendar year totals

Volume (tonnes swt)	2004	2005	2006	2007	2008	2009	2010	2011	2012	2013	2014	2015	2016	2017	2018	2019 YTD	Y-O-Y % chg.
Total	4,869	4,922	6,307	3,487	5,468	4,881	4,878	6,698	7,710	10,204	10,595	9,460	7,699	6,041	4,395	2,582	-16
Grainfed	0	26	0	0	1	4	580	1,388	2,600	4,812	5,455	4,615	4,814	4,371	2,556	1,948	11
Grassfed	4,869	4,896	6,307	3,487	5,468	4,877	4,298	5,309	5,110	5,391	5,141	4,845	2,884	1,670	1,839	634	-52

Source: DAWR. YTD = Calendar year-to-August. Grainfed is the prefix for grainfed beef. Grassfed is the prefix for grassfed beef. For further information email globalindustryinsights@mla.com.au.