

Australian beef exports to South East Asia

Monthly trade summary

August 2019

12-months ending August

Volume (tonnes swt)	Chilled		Frozen		Total	
	12-months ending August	Y-O-Y % chg.	12-months ending August	Y-O-Y % chg.	12-months ending August	Y-O-Y % chg.
Total	15,485	10	105,440	-7	120,926	-5
Indonesia	4,469	9	50,323	-7	54,792	-6
Philippines	931	11	28,668	-21	29,599	-20
Malaysia	2,220	5	7,343	-15	9,563	-11
Singapore	4,171	4	2,046	10	6,217	6
Thailand	1,894	4	4,541	-1	6,435	0
Vietnam	1,325	41	11,612	64	12,937	61
Other	477		907		1,384	

Calendar year-to-August

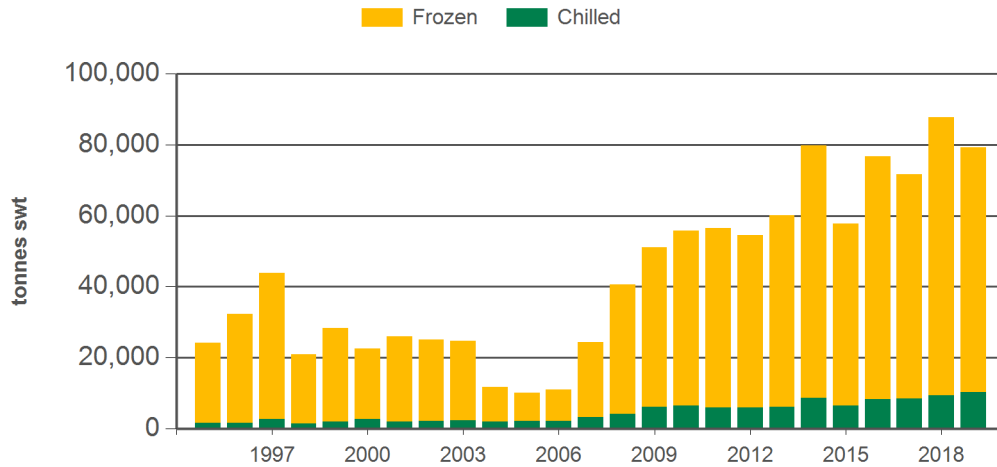
Chilled		Frozen		Total	
2019 YTD	Y-O-Y % chg.	2019 YTD	Y-O-Y % chg.	2019 YTD	Y-O-Y % chg.
10,282	9	68,888	-12	79,170	-10
3,305	9	35,823	-7	39,128	-6
582	11	16,880	-30	17,462	-29
1,459	-2	4,573	-21	6,032	-17
2,714	2	1,322	3	4,036	3
1,029	-3	2,171	4	3,200	2
876	42	7,582	33	8,458	34
317		537		854	

Month of August

Chilled			Frozen			Total		
2019 August	M-O-M % chg.	Y-O-Y % chg.	2019 August	M-O-M % chg.	Y-O-Y % chg.	2019 August	M-O-M % chg.	Y-O-Y % chg.
1,307	11	0	10,976	16	7	12,283	15	6
320	13	-11	5,421	6	20	5,741	7	18
134	19	118	3,141	66	-14	3,275	63	-11
202	9	-4	405	-40	-49	608	-29	-40
328	-2	-25	190	1	-11	518	-1	-20
142	23	-4	295	14	27	436	17	15
137	7	67	1,471	16	74	1,608	15	74
44			54			98		

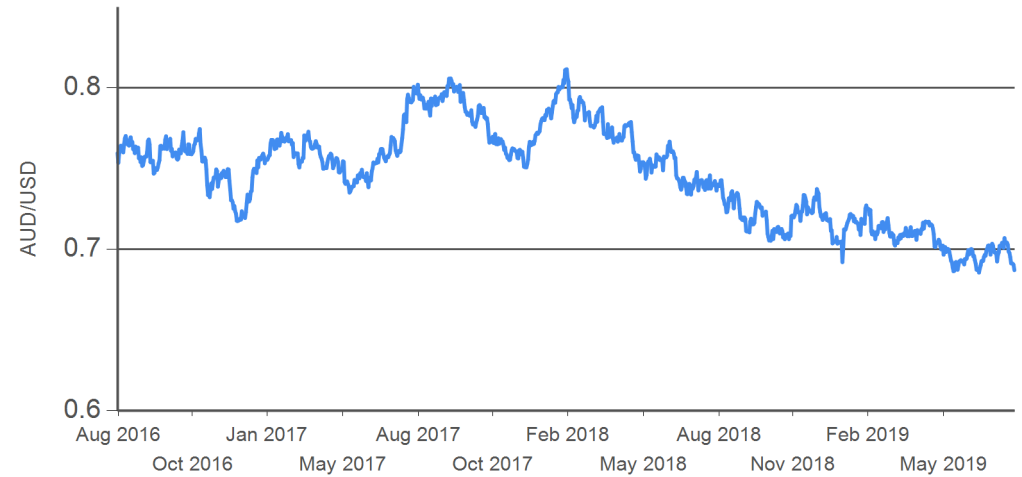
Source: DAWR. SWT = Shipped weight. YTD = Calendar year-to-August. Y-O-Y = Year-on-year. M-O-M = Month-on-month. For further information email globalindustryinsights@mla.com.au.

Year-to-August beef exports to South East Asia



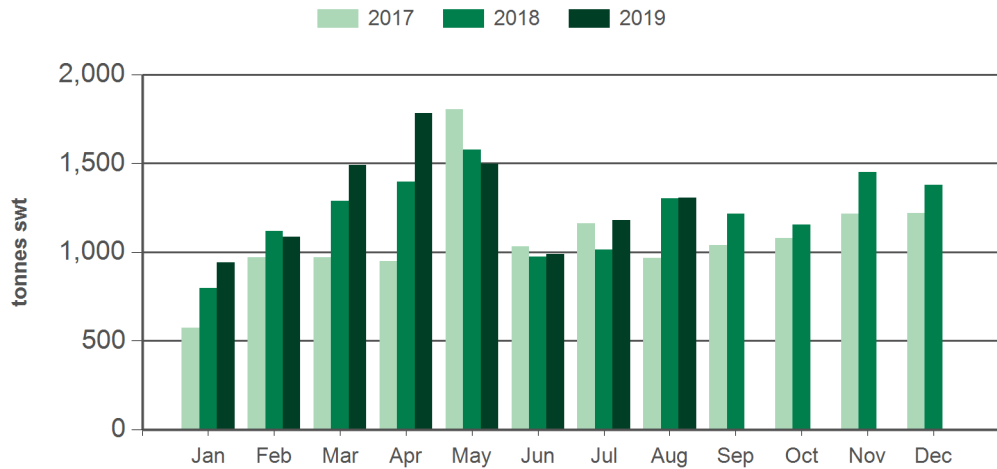
Source: DAWR, Prepared by MLA

AUD/USD



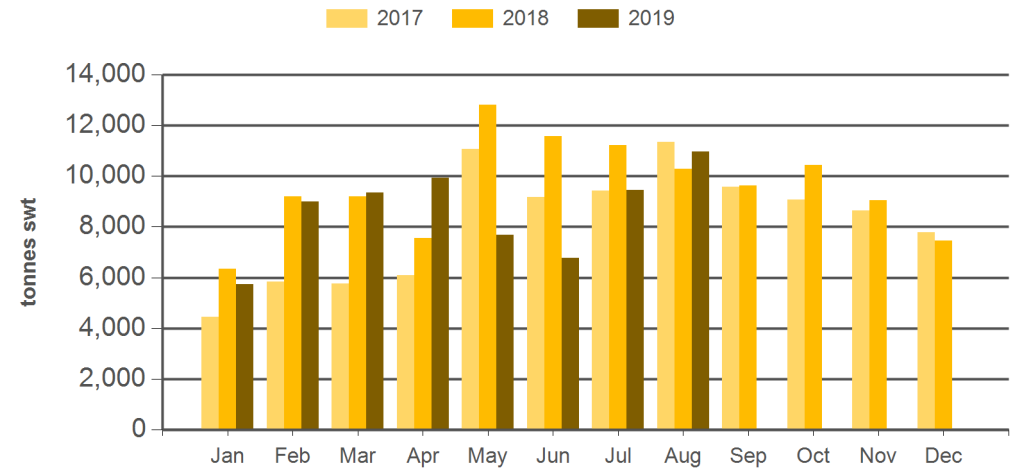
Source: xe.com, Prepared by MLA

Monthly chilled beef exports to South East Asia



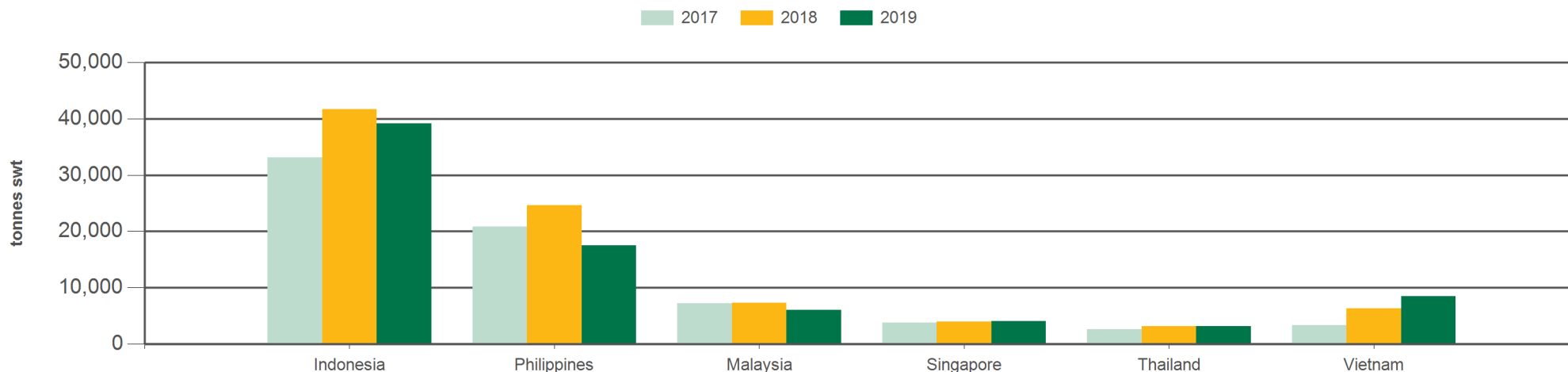
Source: DAWR, Prepared by MLA

Monthly frozen beef exports to South East Asia



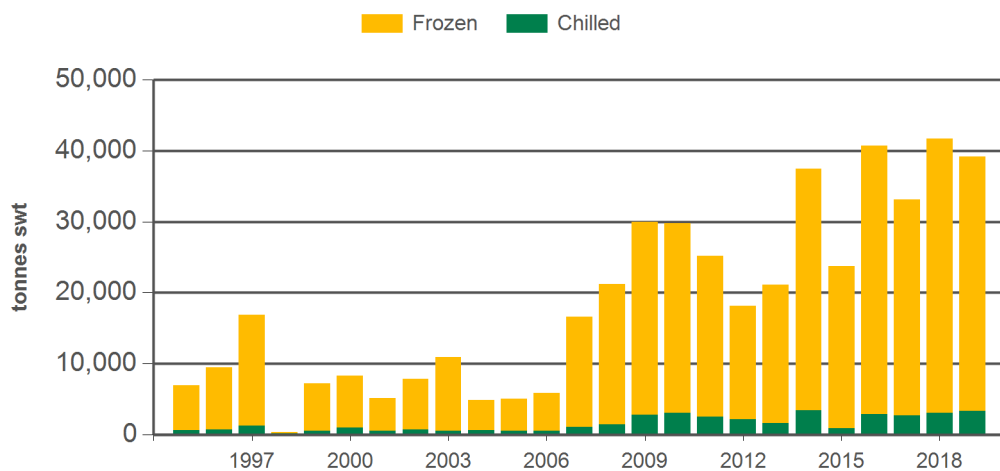
Source: DAWR, Prepared by MLA

Year-to-August beef exports to South East Asia



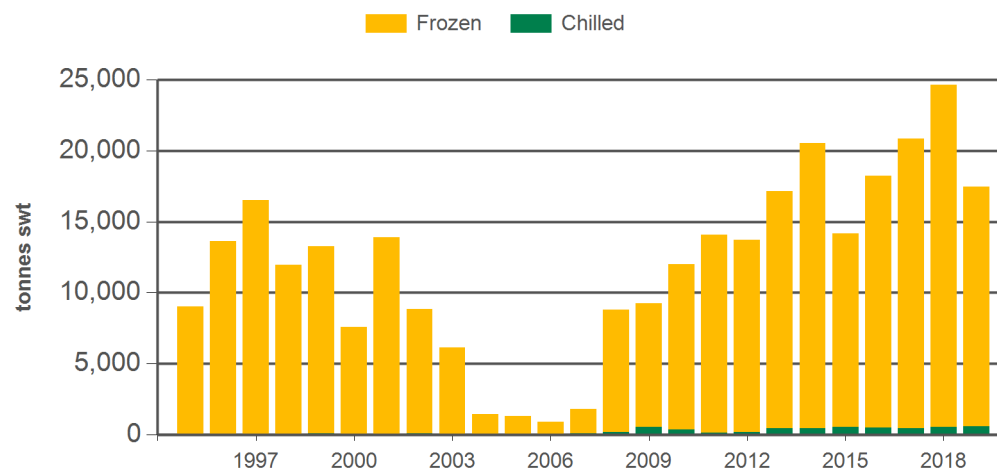
Source: DAWR, Prepared by MLA

Year-to-August beef exports to the Indonesia



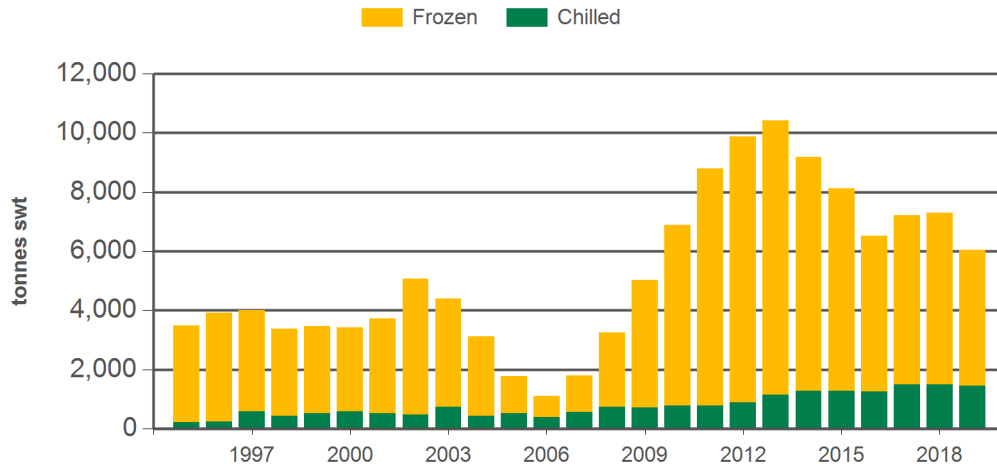
Source: DAWR, Prepared by MLA

Year-to-August beef exports to the Philippines



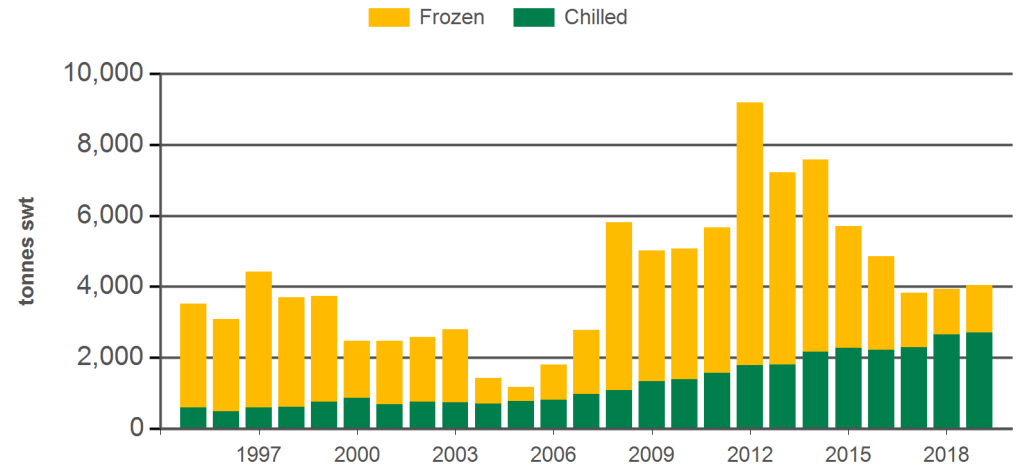
Source: DAWR, Prepared by MLA

Year-to-August beef exports to Malaysia



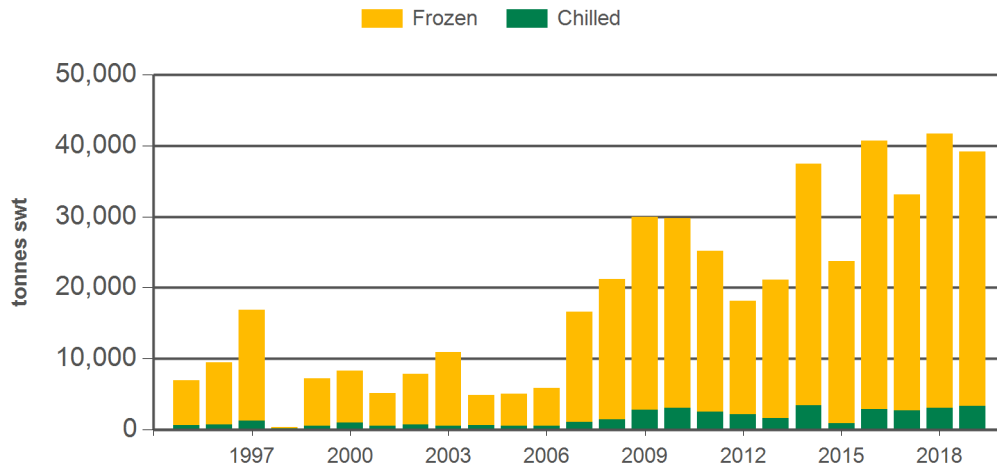
Source: DAWR, Prepared by MLA

Year-to-August beef exports to Singapore




Source: DAWR, Prepared by MLA


Year-to-August beef exports to Indonesia




Source: DAWR, Prepared by MLA

NEED MORE INFORMATION?

- 

Click here for further prices and market information:
<http://www.mla.com.au/prices-markets>
- 

To download all historical data, click here to access MLA's statistics database:
<http://statistics.mla.com.au>
- 

Email marketinfo@mla.com.au to subscribe to this or any other of MLA's market information reports

Historical beef exports - Calendar year totals

Volume (tonnes swt)	2004	2005	2006	2007	2008	2009	2010	2011	2012	2013	2014	2015	2016	2017	2018	2019 YTD	Y-O-Y % chg.
Total	17,349	17,189	21,313	41,233	63,862	87,069	90,277	89,351	88,036	100,461	119,939	96,271	119,879	111,219	129,387	79,170	-10
Indonesia	7,127	8,762	12,153	26,788	33,018	51,815	48,436	39,590	27,097	39,418	53,140	39,134	61,676	49,698	57,349	39,128	-6
Philippines	2,071	2,951	1,937	3,416	14,143	16,960	19,205	20,998	25,718	26,992	34,352	25,352	29,431	33,267	36,788	17,462	-29
Malaysia	4,795	2,348	2,031	3,303	6,183	8,027	11,701	14,436	15,544	15,935	13,105	12,344	10,391	10,631	10,840	6,032	-17
Singapore	2,089	1,893	3,205	5,534	8,061	7,472	7,622	9,659	14,087	10,564	10,094	8,767	6,967	5,772	6,109	4,036	3
Thailand	1,013	984	1,391	1,541	1,426	1,595	1,834	2,499	2,789	4,263	5,422	5,897	5,565	5,903	6,381	3,200	2
Vietnam	235	228	371	499	764	926	977	1,475	2,212	2,278	2,902	3,721	4,942	5,051	10,795	8,458	34
Other	18	23	225	152	266	273	502	694	588	1,010	924	1,055	908	898	1,126	854	

Source: DAWR. SWT = Shipped weight. YTD = Calendar year-to-August. Y-O-Y = Year-on-year. For further information email globalindustryinsights@mla.com.au.