

12-months ending August

Volume (tonnes swt)	Chilled		Frozen		Total	
	12-months ending August	Y-O-Y % chg.	12-months ending August	Y-O-Y % chg.	12-months ending August	Y-O-Y % chg.
Total	6,192	10	8,368	-7	14,560	-1
Lamb	6,113	9	3,620	-8	9,733	2
Mutton	79	46	4,748	-7	4,827	-6

Calendar year-to-August

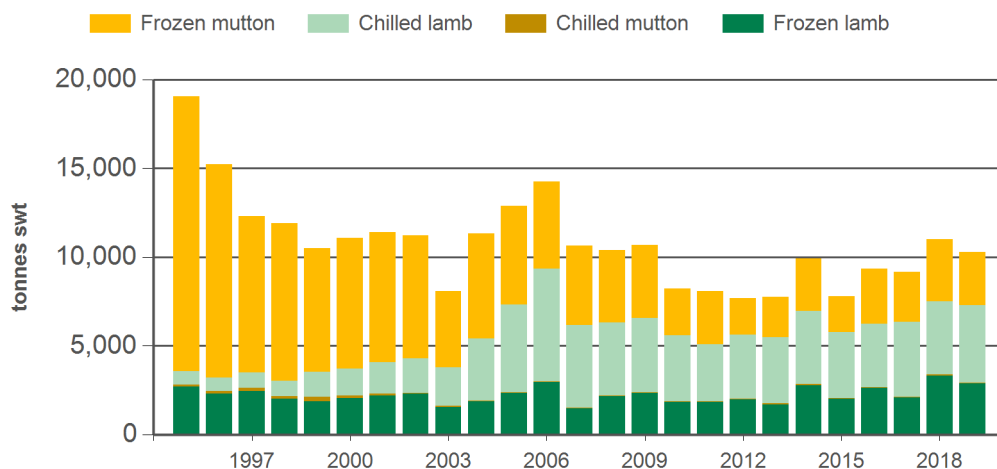
Chilled		Frozen		Total	
2019 YTD	Y-O-Y % chg.	2019 YTD	Y-O-Y % chg.	2019 YTD	Y-O-Y % chg.
4,410	5	5,878	-14	10,288	-7
4,353	5	2,876	-14	7,230	-3
57	44	3,001	-14	3,058	-13

Month of August

Chilled			Frozen			Total		
2019 August	M-O-M % chg.	Y-O-Y % chg.	2019 August	M-O-M % chg.	Y-O-Y % chg.	2019 August	M-O-M % chg.	Y-O-Y % chg.
523	-17	7	589	151	198	1,112	28	62
517	-17	7	276	54	358	793	-1	46
6	-24	19	313	458	128	319	399	125

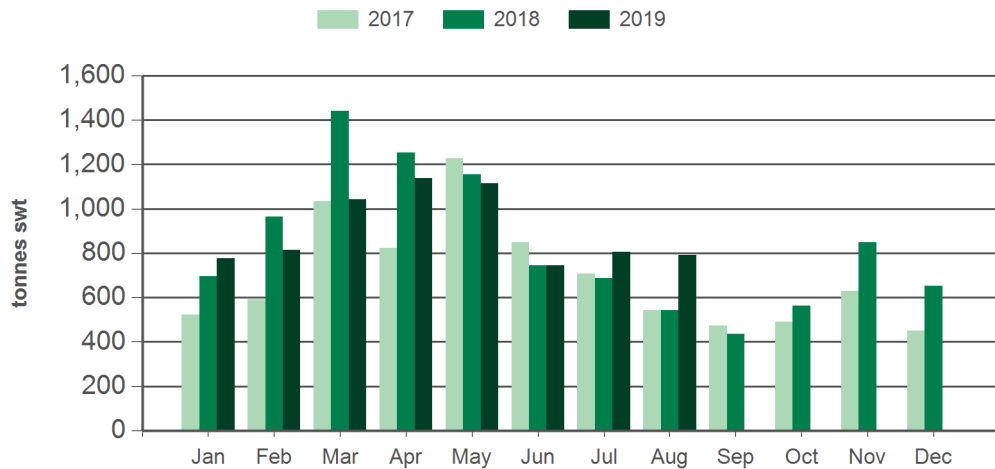
Source: DAWR. YTD = Calendar year-to-August. Y-O-Y = Year-on-year. M-O-M = Month-on-month. SWT = Shipped weight. For further information email globalindustryinsights@mla.com.au.

Year-to-August sheepmeat exports to Japan



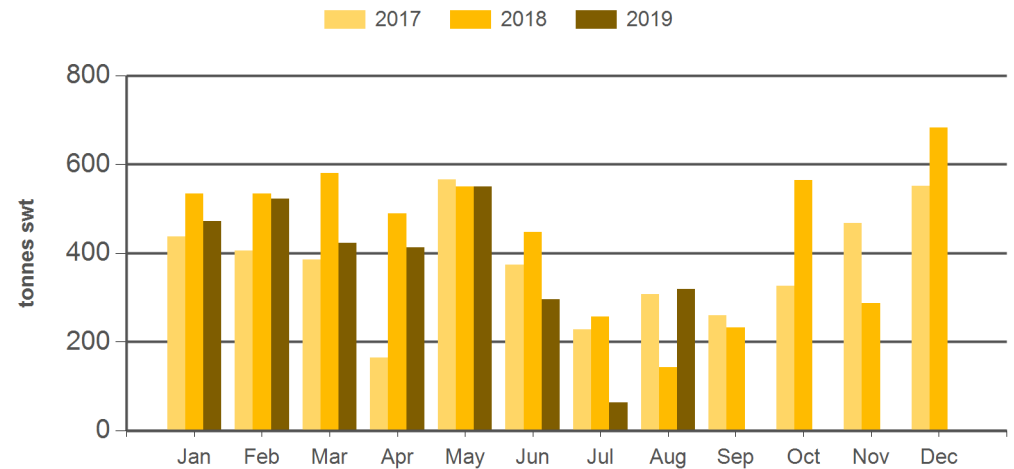
Source: DAWR, Prepared by MLA

Monthly lamb exports to Japan



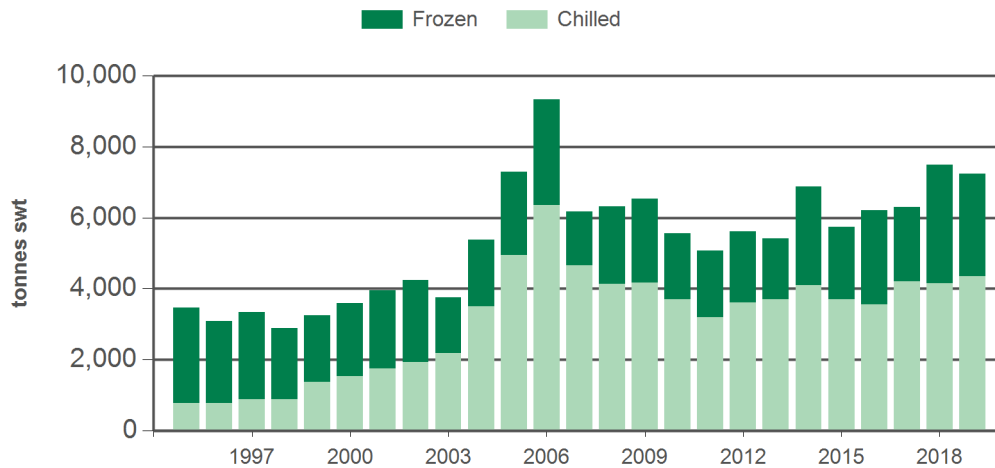
Source: DAWR, Prepared by MLA

Monthly mutton exports to Japan



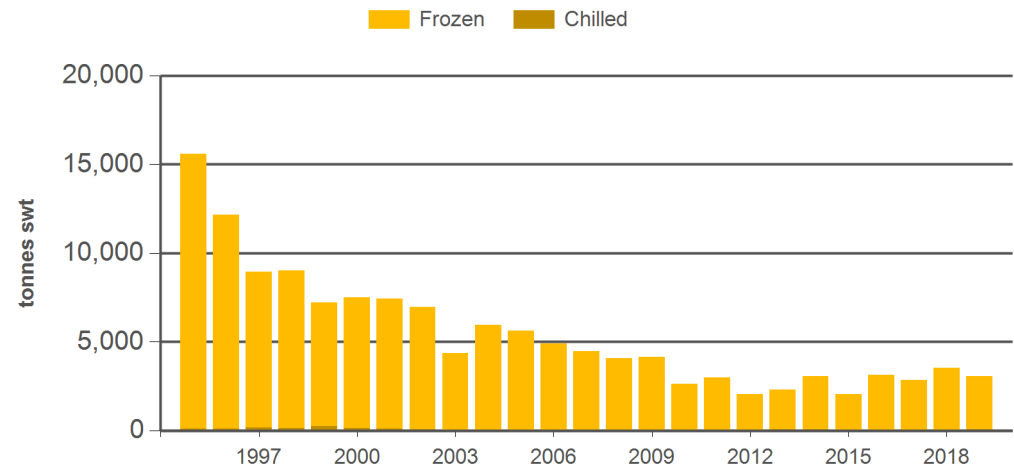
Source: DAWR, Prepared by MLA

Year-to-August lamb exports to Japan



Source: DAWR, Prepared by MLA

Year-to-August mutton exports to Japan



Source: DAWR, Prepared by MLA

Historical sheepmeat exports - Calendar year totals

Volume (tonnes swt)	2004	2005	2006	2007	2008	2009	2010	2011	2012	2013	2014	2015	2016	2017	2018	2019 YTD	Y-O-Y % chg.
Total	15,890	19,129	18,698	15,498	16,962	13,939	11,474	11,885	10,851	11,484	15,243	11,711	13,222	12,820	15,292	10,288	-7
Lamb	7,234	10,928	11,879	8,515	9,876	8,338	7,689	7,381	7,687	7,697	10,127	7,977	8,640	8,345	9,988	7,230	-3
Mutton	8,656	8,201	6,819	6,983	7,086	5,602	3,785	4,505	3,164	3,787	5,116	3,733	4,582	4,475	5,304	3,058	-13

Source: DAWR. YTD = Calendar year-to-August. SWT = Shipped weight. For further information email globalindustryinsights@mla.com.au.

NEED MORE INFORMATION?



Click here for further prices and market information:
<http://www.mla.com.au/prices-markets>



To download all historical data, click here to access MLA's statistics database:
<http://statistics.mla.com.au>



Email marketinfo@mla.com.au to subscribe to this or any other of MLA's market information reports