

12-months ending August

Volume (tonnes swt)	Chilled		Frozen		Total	
	12-months ending August	Y-O-Y % chg.	12-months ending August	Y-O-Y % chg.	12-months ending August	Y-O-Y % chg.
Total	3,986	20	10,845	-7	14,832	-1
Lamb	3,985	20	9,186	-6	13,171	1
Mutton	2		1,659	-12	1,661	-12

Calendar year-to-August

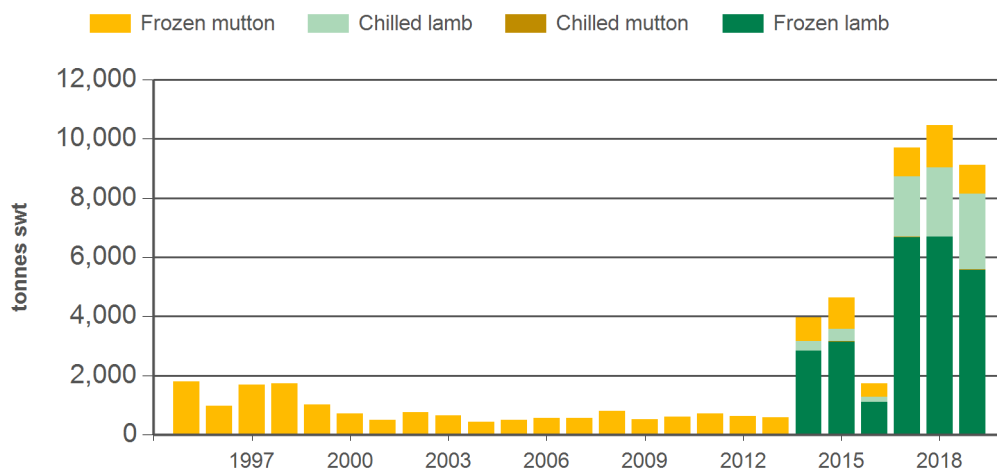
Chilled		Frozen		Total	
2019 YTD	Y-O-Y % chg.	2019 YTD	Y-O-Y % chg.	2019 YTD	Y-O-Y % chg.
2,539	8	6,576	-19	9,114	-13
2,537	8	5,595	-16	8,132	-10
2	-	981	-31	983	-31

Month of August

Chilled			Frozen			Total		
2019 August	M-O-M % chg.	Y-O-Y % chg.	2019 August	M-O-M % chg.	Y-O-Y % chg.	2019 August	M-O-M % chg.	Y-O-Y % chg.
272	5	13	577	1	-25	848	2	-16
272	5	13	368	-25	-44	640	-15	-29
-	-	-	208	159	88	208	159	88

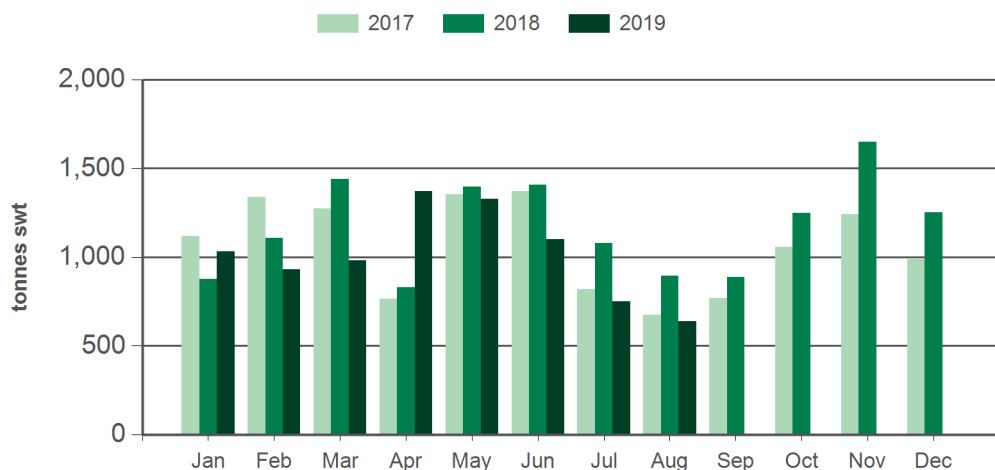
Source: DAWR. YTD = Calendar year-to-August. Y-O-Y = Year-on-year. M-O-M = Month-on-month. SWT = Shipped weight. For further information email globalindustryinsights@mla.com.au.

Year-to-August sheepmeat exports to Korea



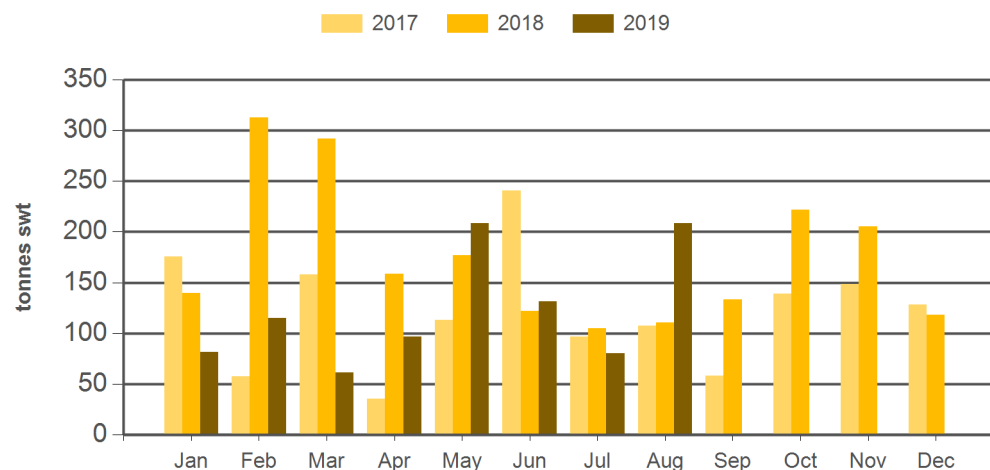
Source: DAWR, Prepared by MLA

Monthly lamb exports to Korea



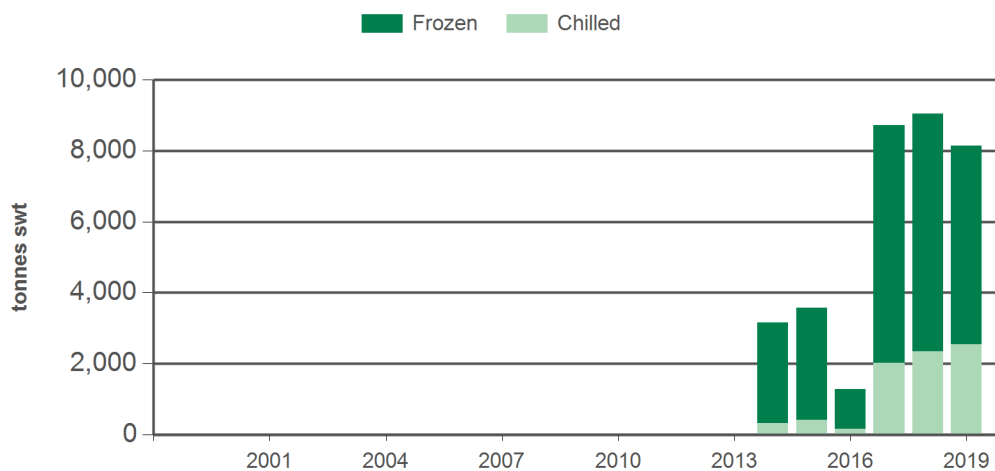
Source: DAWR, Prepared by MLA

Monthly mutton exports to Korea



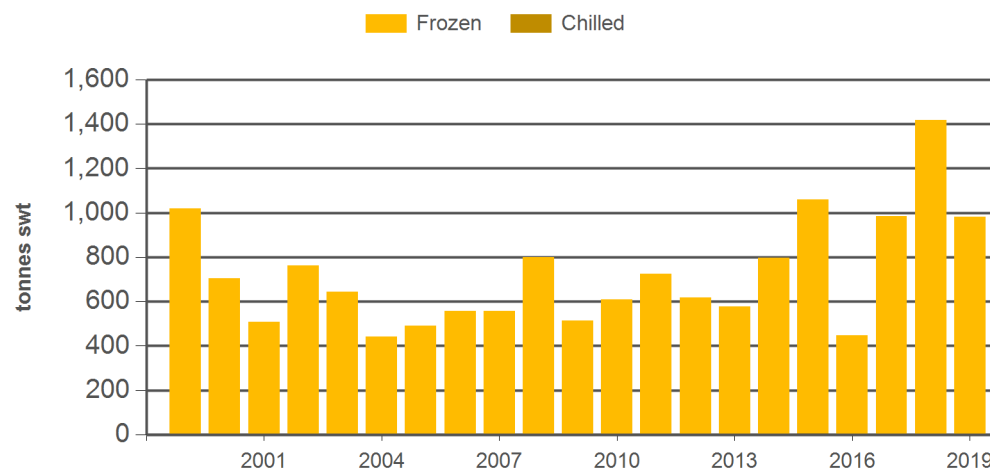
Source: DAWR, Prepared by MLA

Year-to-August lamb exports to Korea



Source: DAWR, Prepared by MLA

Year-to-August mutton exports to Korea



Source: DAWR, Prepared by MLA

Historical sheepmeat exports - Calendar year totals

Volume (tonnes swt)	2004	2005	2006	2007	2008	2009	2010	2011	2012	2013	2014	2015	2016	2017	2018	2019 YTD	Y-O-Y % chg.
Total	683	694	800	776	1,181	703	973	972	950	991	6,114	6,126	1,723	14,235	16,172	9,114	-13
Lamb	0	0	0	0	0	0	0	0	0	0	4,837	4,829	1,277	12,777	14,076	8,132	-10
Mutton	683	694	800	776	1,181	703	973	972	950	991	1,277	1,298	447	1,458	2,096	983	-31

Source: DAWR. YTD = Calendar year-to-August. SWT = Shipped weight. For further information email globalindustryinsights@mla.com.au.

NEED MORE INFORMATION?



Click here for further prices and market information:
<http://www.mla.com.au/prices-markets>



To download all historical data, click here to access MLA's statistics database:
<http://statistics.mla.com.au>



Email marketinfo@mla.com.au to subscribe to this or any other of MLA's market information reports