

12-months ending August

Volume (tonnes swt)	Chilled		Frozen		Total	
	12-months ending August	Y-O-Y % chg.	12-months ending August	Y-O-Y % chg.	12-months ending August	Y-O-Y % chg.
Middle East	66,724	-7	38,939	-16	105,663	-10
Nth Africa	0		433	-15	433	-15
UAE	18,419	-3	8,680	-17	27,099	-8
Saudi Arabia	2,416	-8	10,673	-28	13,089	-25
TOTAL	21,844	14	1,574	23	23,417	14
Jordan	6,162	-30	2,906	9	9,068	-21
Kuwait	6,181	13	3,751	-14	9,932	1
Bahrain	2,834	-27	2,451	6	5,285	-14
Oman	507	5	6,602	-3	7,109	-3
Iran	8,347	-32	0	-100	8,347	-32
Other	14		2,736		2,750	

Calendar year-to-August

Chilled		Frozen		Total	
2019 YTD	Y-O-Y % chg.	2019 YTD	Y-O-Y % chg.	2019 YTD	Y-O-Y % chg.
42,951	-14	23,427	-26	66,377	-18
0	-	340	141	340	141
12,176	-4	5,556	-28	17,732	-13
1,564	-8	6,677	-33	8,242	-29
12,935	-9	1,051	12	13,987	-7
4,540	-28	1,664	34	6,204	-17
3,771	5	1,806	-43	5,577	-17
1,929	-26	1,709	-2	3,637	-16
347	24	3,808	-20	4,154	-17
5,678	-33	0	-	5,678	-33
11		1,495		1,506	

Month of August

Chilled			Frozen			Total		
2019 August	M-O-M % chg.	Y-O-Y % chg.	2019 August	M-O-M % chg.	Y-O-Y % chg.	2019 August	M-O-M % chg.	Y-O-Y % chg.
4,253	7	-32	2,164	45	-44	6,417	18	-36
0	-	-	36	176	-	36	176	-
1,258	19	-15	520	27	-41	1,778	21	-25
193	84	0	392	-13	-53	585	5	-43
1,827	-1	-18	29	394	-47	1,856	0	-18
432	20	-25	303	109	153	735	46	6
282	-19	-40	109	45	-85	391	-7	-67
182	-21	-41	148	152	-52	330	14	-47
80	285	46	375	53	-22	455	71	-15
0	-	-	0	-	-	0	-	-
0			324			324		

Middle East	60,118	-7	8,662	-14	68,781	-8
Nth Africa	0		280	-2	280	-2
UAE	17,376	-2	2,660	-9	20,035	-3
Saudi Arabia	2,407	-8	2,031	0	4,438	-5
LAMB	20,717	21	419	43	21,136	21
Jordan	6,104	-30	1,953	-6	8,057	-25
Kuwait	5,568	4	298	-3	5,866	4
Bahrain	116	-10	347	-44	463	-38
Oman	457	0	71	27	528	3
Iran	7,362	-40	0		7,362	-40
Other	11		1,164		1,175	

39,194	-12	6,357	-7	45,551	-12
0	-	187	55	187	55
11,578	-2	2,012	-7	13,590	-3
1,556	-8	1,607	15	3,163	2
12,829	2	303	40	13,132	3
4,483	-27	1,375	14	5,858	-21
3,514	-1	163	-26	3,676	-2
88	14	308	-23	396	-17
298	18	46	27	345	19
4,841	-43	0	-	4,841	-43
8		729		737	

3,938	7	-25	318	-39	-56	4,256	1	-28
0	-	-	34	161	-	34	161	-
1,190	19	-8	199	-9	18	1,389	14	-5
193	84	0	53	-57	-73	246	7	-38
1,824	-1	4	4	-36	87	1,827	-1	4
432	22	-21	47	-62	-51	478	0	-26
255	-22	-39	8	-	-87	263	-20	-45
(9)	-140	-141	0	-	-	(9)	-140	-119
53	156	-1	3	39	393	56	145	4
0	-	-	0	-	-	0	-	-
0			38			38		

12-months ending August

Volume (tonnes swt)	Chilled		Frozen		Total	
	12-months ending August	Y-O-Y % chg.	12-months ending August	Y-O-Y % chg.	12-months ending August	Y-O-Y % chg.
Middle East	6,606	-9	30,276	-16	36,882	-15
Nth Africa	0		153	-32	153	-32
UAE	1,043	-9	6,021	-19	7,064	-18
Saudi Arabia	9	103	8,642	-32	8,651	-32
Qatar	1,126	-44	1,155	17	2,281	-24
Jordan	58	-54	953	68	1,011	46
Kuwait	613	307	3,453	-15	4,066	-3
Bahrain	2,718	-27	2,104	24	4,822	-11
Oman	50	87	6,531	-3	6,581	-3
Iran	985	7,773	0	-100	985	1,087
Other	3		1,572		1,575	

Calendar year-to-August

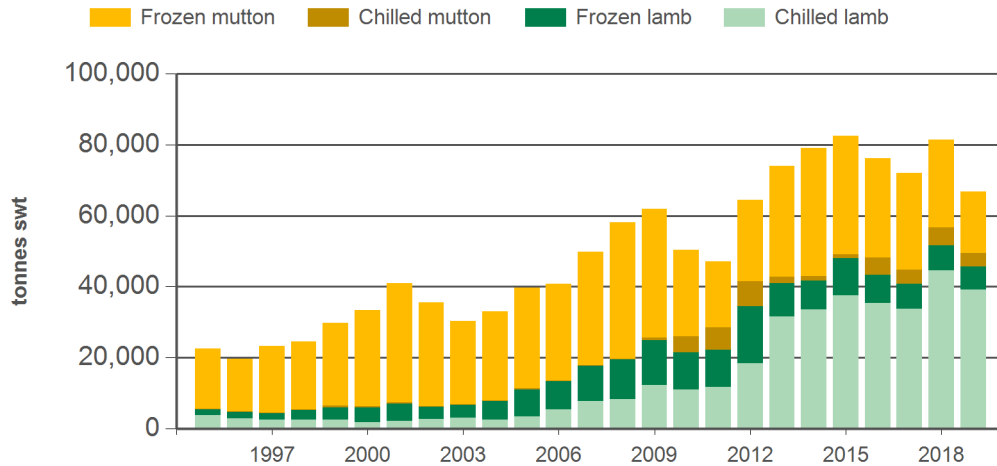
Chilled		Frozen		Total	
2019 YTD	Y-O-Y % chg.	2019 YTD	Y-O-Y % chg.	2019 YTD	Y-O-Y % chg.
3,756	-27	17,070	-31	20,826	-30
0	-	153	643	153	643
598	-26	3,543	-37	4,142	-35
9	494	5,070	-40	5,079	-40
107	-93	748	4	855	-64
56	-45	289	688	346	147
257	437	1,644	-44	1,901	-36
1,840	-27	1,401	5	3,241	-16
48	81	3,761	-20	3,810	-19
838	-	0	-	838	-
3		766		769	

Month of August

Chilled			Frozen			Total		
2019 August	M-O-M % chg.	Y-O-Y % chg.	2019 August	M-O-M % chg.	Y-O-Y % chg.	2019 August	M-O-M % chg.	Y-O-Y % chg.
315	9	-69	1,845	91	-41	2,161	72	-47
0	-	-	2	-	-	2	-	-
68	20	-62	321	67	-55	389	56	-56
0	-	-	338	4	-46	338	4	-46
3	11	-99	25	-	-52	28	814	-94
0	-	-	257	1,087	985	257	863	439
26	51	-42	101	34	-84	127	37	-82
190	-8	-34	148	152	-47	338	27	-41
27	-	1,884	372	53	-23	399	64	-17
0	-	-	0	-	-	0	-	-
0			286			286		

Source: DAWR. SWT = Shipped weight. YTD = Calendar year-to-August. Y-O-Y = Year-on-year. M-O-M = Month-on-month. MENA = Middle East & North African countries. For further information email globalindustryinsights@mla.com.au.

Year-to-August sheepmeat exports to MENA



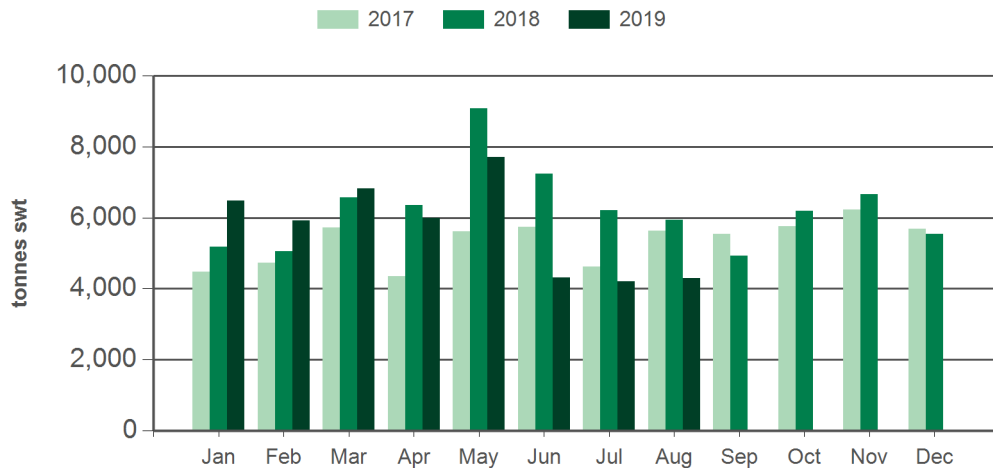
Source: DAWR, Prepared by MLA

AUD/USD



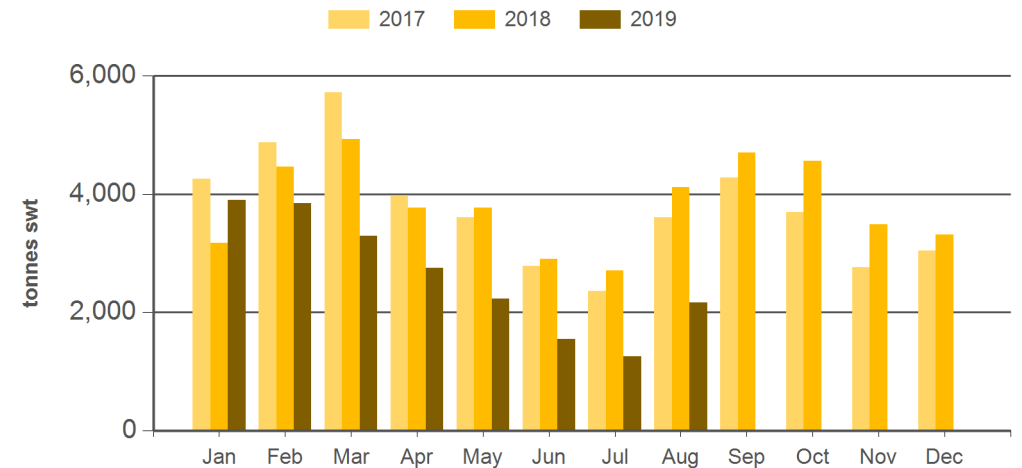
Source: xe.com, Prepared by MLA

Monthly lamb exports to MENA



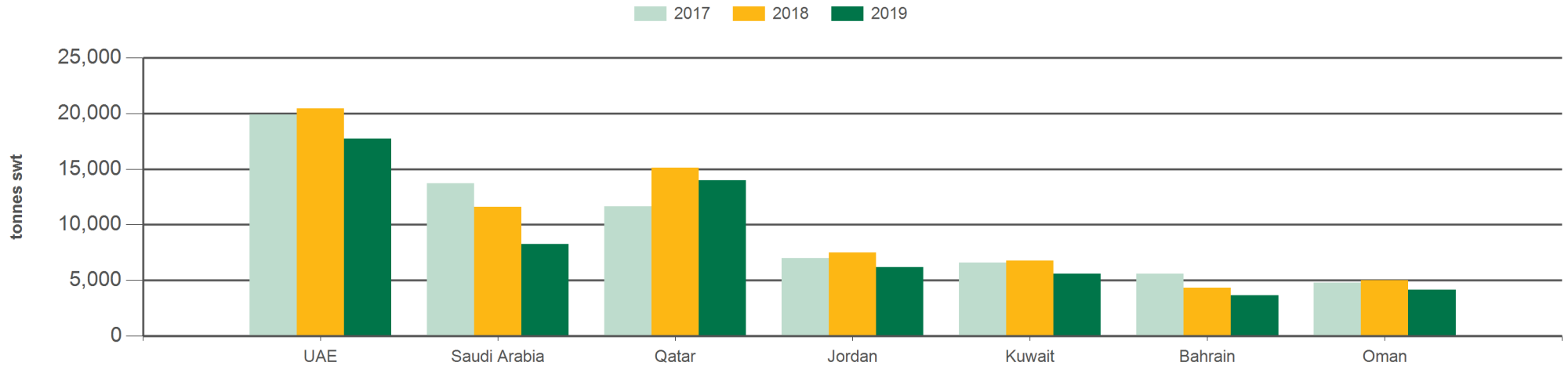
Source: DAWR, Prepared by MLA

Monthly mutton exports to MENA



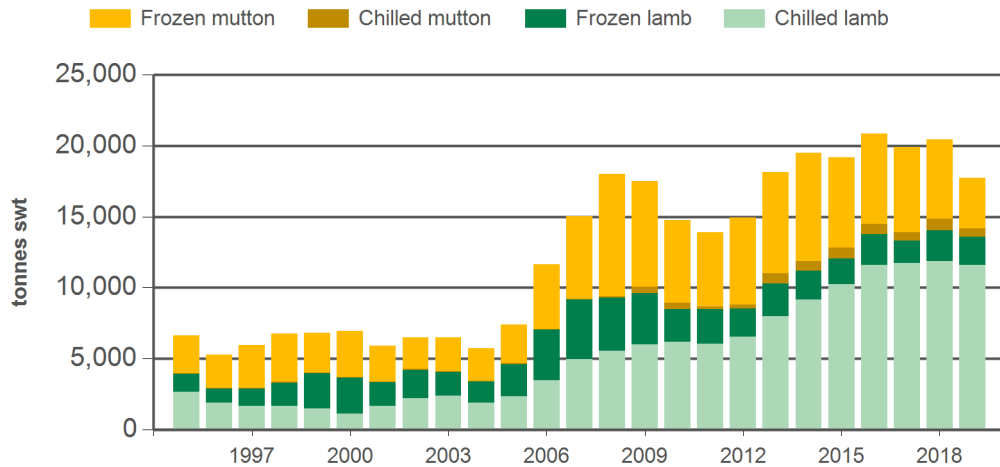
Source: DAWR, Prepared by MLA

Year-to-August sheepmeat exports



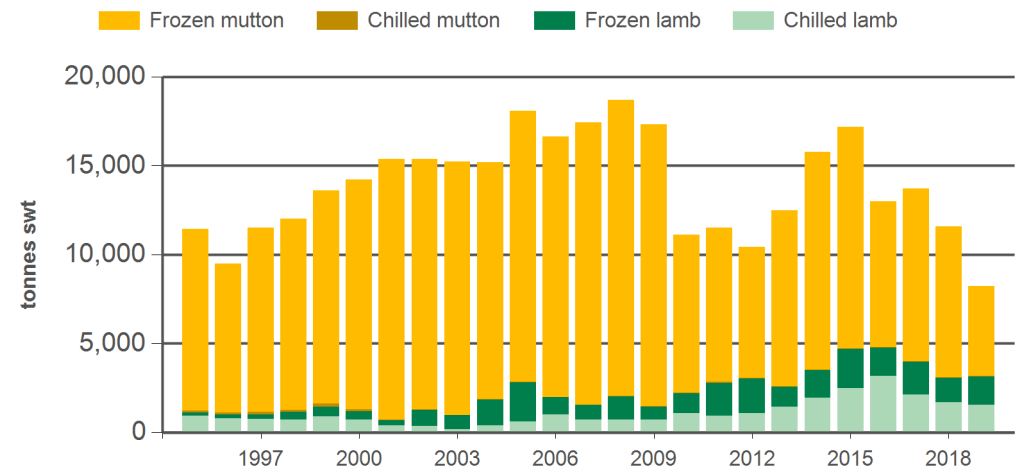
Source: DAWR, Prepared by MLA

Year-to-August sheepmeat exports to the UAE



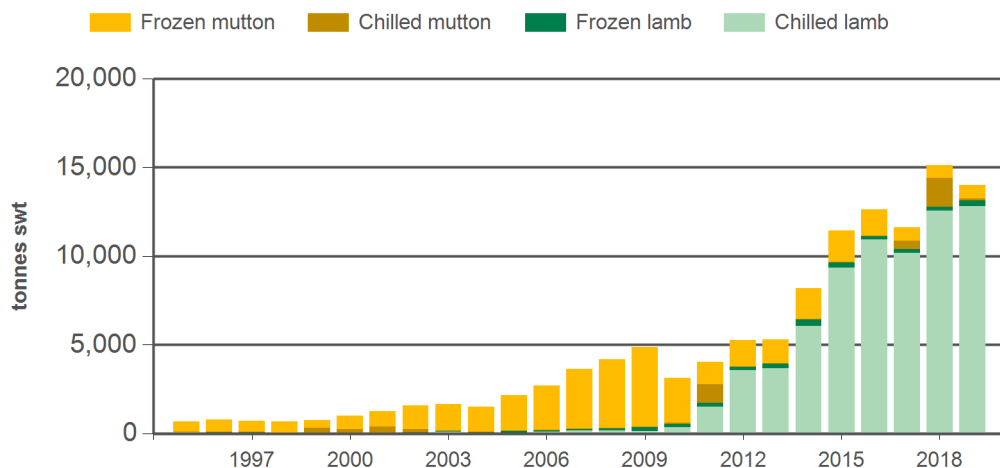
Source: DAWR, Prepared by MLA

Year-to-August sheepmeat exports to Saudi Arabia



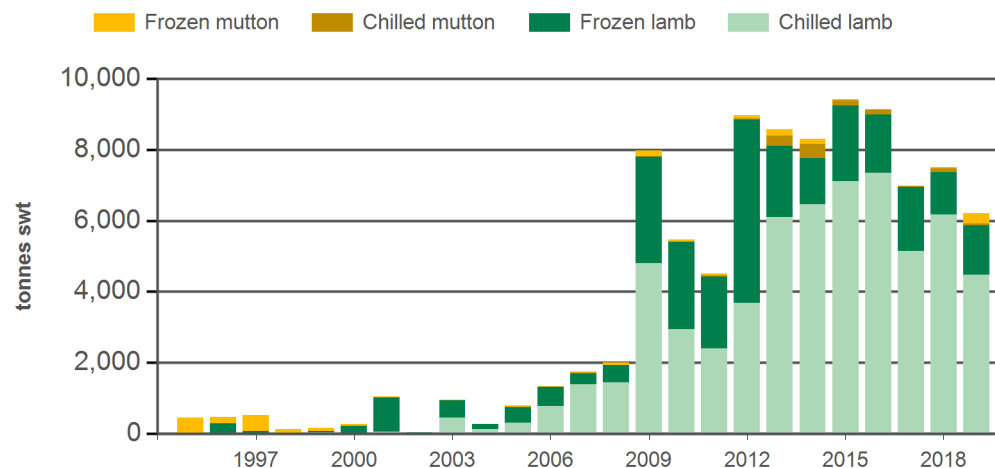
Source: DAWR, Prepared by MLA

Year-to-August sheepmeat exports to Qatar



Source: DAWR, Prepared by MLA

Year-to-August sheepmeat exports to Jordan



Source: DAWR, Prepared by MLA

Historical sheepmeat exports - Calendar year totals

Volume (tonnes swt)	2004	2005	2006	2007	2008	2009	2010	2011	2012	2013	2014	2015	2016	2017	2018	2019 YTD	Y-O-Y % chg.
Middle East	39,408	50,104	60,776	70,878	76,106	87,919	79,551	74,542	98,523	100,688	117,080	117,294	109,016	108,247	120,581	66,377	-18
Nth Africa	12,206	8,148	7,406	7,178	9,019	5,072	1,729	801	3,901	4,979	5,097	2,660	2,000	737	234	340	141
UAE	9,801	12,069	19,635	22,760	26,159	25,601	23,346	21,373	24,331	26,128	30,067	28,980	30,533	28,806	29,800	17,732	-13
Saudi Arabia	22,523	26,298	27,112	25,063	23,513	23,813	14,986	15,571	16,620	16,544	23,664	23,515	18,117	19,464	16,443	8,242	-29
Qatar	2,247	3,278	4,650	6,560	6,698	5,903	5,013	6,157	8,461	7,981	12,798	16,760	18,254	16,963	24,548	13,987	-7
Jordan	324	1,291	1,973	3,484	5,264	13,456	8,722	9,539	13,972	13,801	15,714	15,631	12,956	10,967	10,375	6,204	-17
Kuwait	2,828	4,470	4,456	7,128	7,190	9,880	5,356	5,924	8,732	9,126	8,955	9,561	8,291	9,686	11,103	5,577	-17
Bahrain	105	64	82	111	144	1,160	5,937	7,385	9,643	13,363	11,987	8,040	8,444	7,423	5,978	3,637	-16
Other	13,787	10,783	10,273	12,950	16,158	13,178	17,920	9,394	20,666	18,724	18,992	17,467	14,422	15,677	22,568	11,339	

Source: DAWR. SWT = Shipped weight. YTD = Calendar year-to-August. Y-O-Y = Year-on-year. For further information email globalindustryinsights@mla.com.au.