

Korea beef imports

Monthly trade summary

July 2019

12-months ending July

Volume (tonnes swt)	Chilled		Frozen		Total	
	12-months ending July	Y-O-Y % chg.	12-months ending July	Y-O-Y % chg.	12-months ending July	Y-O-Y % chg.
Total	89,838	4	347,935	10	437,774	9
Australia	35,102	-2	145,908	4	181,009	3
US	54,123	8	171,357	15	225,479	14
NZ	207	209	18,812	-4	19,018	-3
Canada	365	-38	4,690	28	5,055	19
other	42	1,825	7,169	42	7,211	42

Calendar year-to-July

Chilled		Frozen		Total	
2019 YTD	Y-O-Y % chg.	2019 YTD	Y-O-Y % chg.	2019 YTD	Y-O-Y % chg.
51,960	2	219,638	11	271,598	9
19,713	-7	95,163	7	114,876	4
31,861	9	105,073	13	136,934	12
106	136	11,242	-6	11,349	-6
238	-5	3,530	84	3,767	74
42	1,825	4,630	50	4,672	51

Month of July

Chilled			Frozen			Total		
2019 July	M-O-M % chg.	Y-O-Y % chg.	2019 July	M-O-M % chg.	Y-O-Y % chg.	2019 July	M-O-M % chg.	Y-O-Y % chg.
8,399	21	12	31,260	39	28	39,659	35	24
2,959	14	-1	12,507	36	11	15,466	31	8
5,324	25	20	16,163	42	43	21,487	38	37
-	-	-	1,536	40	-1	1,536	39	-2
74	64	59	387	19	831	461	24	424
42	-	-	667	18	95	709	25	107

Value (million KRW)	Chilled		Frozen		Total	
	12-months ending July	Y-O-Y % chg.	12-months ending July	Y-O-Y % chg.	12-months ending July	Y-O-Y % chg.
Total	1,013,646	13	2,285,971	22	3,299,617	19
Australia	391,705	6	810,149	14	1,201,854	12
US	616,090	19	1,316,878	29	1,932,967	26
NZ	1,854	216	94,803	-1	96,657	-
Canada	3,807	-36	27,539	55	31,347	32
other	190	1,623	36,602	54	36,792	55

Chilled		Frozen		Total	
2019 YTD	Y-O-Y % chg.	2019 YTD	Y-O-Y % chg.	2019 YTD	Y-O-Y % chg.
592,730	12	1,452,632	24	2,045,362	20
224,301	2	537,651	19	761,952	14
364,893	19	813,383	27	1,178,276	24
978	170	57,271	-4	58,249	-3
2,368	-13	20,587	128	22,955	95
190	1,623	23,740	65	23,930	67

Chilled			Frozen			Total		
2019 July	M-O-M % chg.	Y-O-Y % chg.	2019 July	M-O-M % chg.	Y-O-Y % chg.	2019 July	M-O-M % chg.	Y-O-Y % chg.
97,570	24	18	218,116	43	43	315,686	36	34
35,793	20	9	72,958	38	19	108,751	31	15
60,898	26	24	130,712	47	60	191,610	40	47
1	-99	-99	8,465	50	5	8,466	48	4
688	65	33	2,856	38	1,202	3,544	42	381
190	-	-	3,125	4	91	3,315	10	103

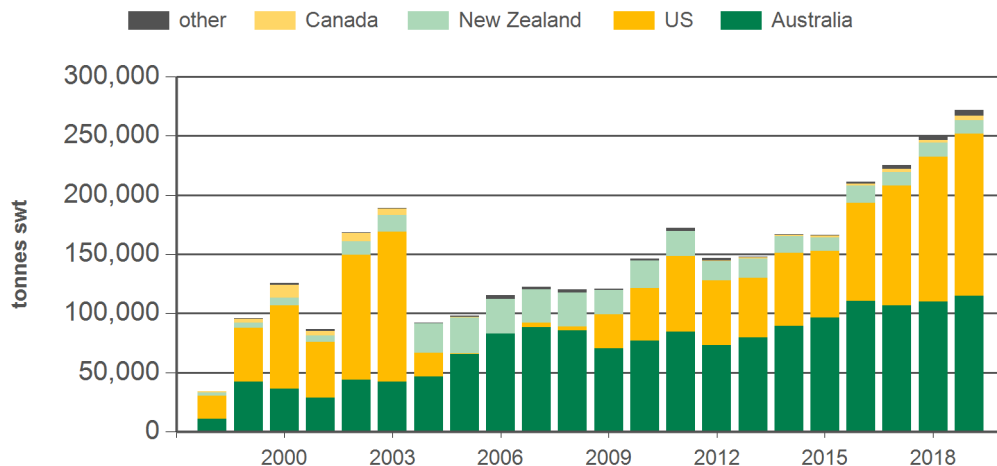
Source: Global Trade Atlas, Korea Customs and Trade Development Institution. SWT = Shipped weight. YTD = Calendar year-to-July. Y-O-Y = Year-on-year. M-O-M = Month-on-month.
For further information email globalindustryinsights@mla.com.au.

Korea beef imports

Monthly trade summary

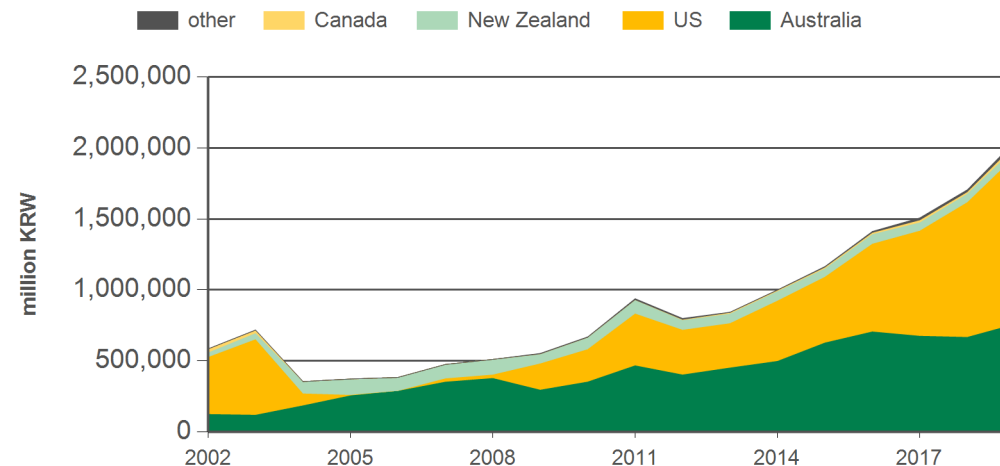
July 2019

Year-to-July Korean beef imports - volume



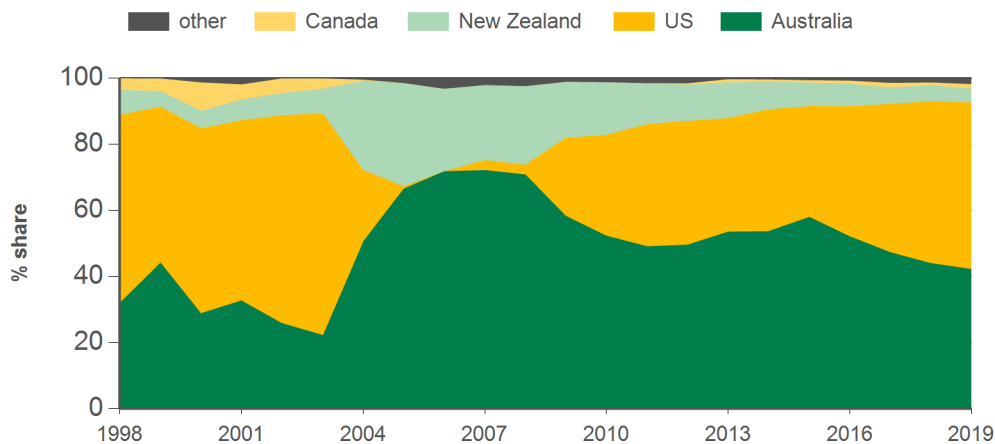
Source: Global Trade Atlas, Korea Customs and Trade Development Institution. Prepared by MLA.

Year-to-July Korean beef imports - value



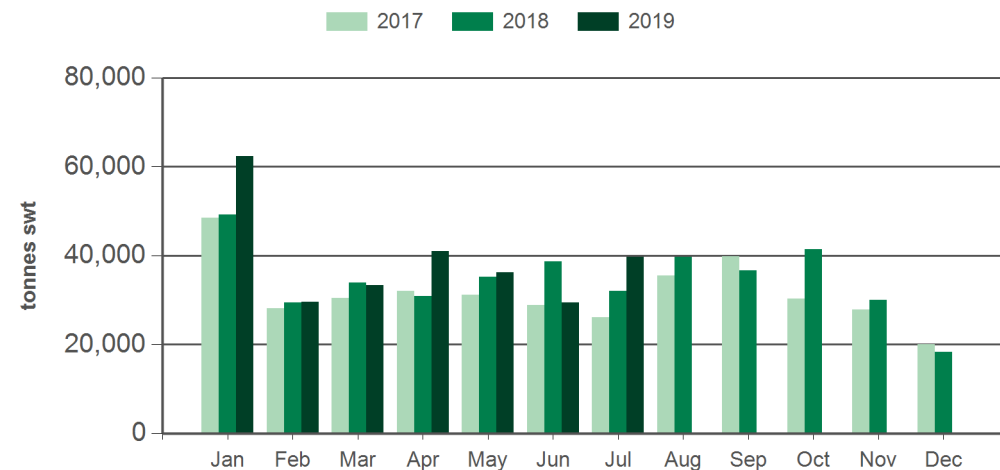
Source: Global Trade Atlas, Korea Customs and Trade Development Institution. Prepared by MLA.

Year-to-July imported beef market share



Source: Global Trade Atlas, Korea Customs and Trade Development Institution. Prepared by MLA. % share based off import volume.

Monthly Korean beef imports



Source: Global Trade Atlas, Korea Customs and Trade Development Institution. Prepared by MLA.

Historical beef imports - Calendar year totals

Volume (tonnes swt)	2004	2005	2006	2007	2008	2009	2010	2011	2012	2013	2014	2015	2016	2017	2018	2019 YTD	Y-O-Y % chg.
Total	160,126	178,318	212,781	219,607	210,644	224,727	261,159	307,613	264,375	267,578	279,526	295,328	366,142	378,954	415,482	271,598	9
Australia	88,719	126,312	162,784	160,921	136,245	130,362	138,509	152,721	137,928	147,173	152,165	167,544	179,717	172,599	176,075	114,876	4
US	25,427	722	8	14,112	31,989	59,486	84,821	115,334	95,082	92,145	101,775	106,451	156,089	177,327	210,618	136,934	12
NZ	44,881	47,987	44,506	40,418	38,088	32,734	34,254	34,323	27,518	25,346	22,064	18,197	22,510	18,783	19,696	11,349	-6
Canada	261	33	0	0	0	0	0	0	1,371	2,148	2,302	1,305	4,473	5,168	3,458	3,767	74
other	838	3,265	5,483	4,156	4,321	2,145	3,574	5,235	2,476	767	1,220	1,830	3,353	5,078	5,636	4,672	51

Source: Global Trade Atlas, Korea Customs and Trade Development Institution. SWT = Shipped weight. YTD = Calendar year-to-July. Y-O-Y = Year-on-year. For further information email globalindustryinsights@mla.com.au.