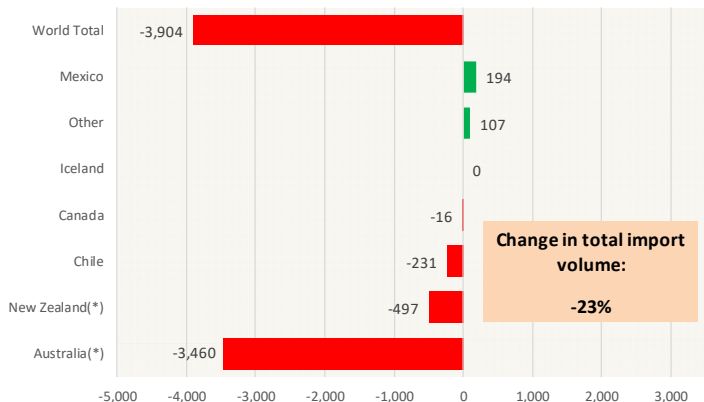


USA Lamb, Mutton and Goat Meat Imports: June 2022

Prepared by: Steiner Consulting Group. August 4, 2022

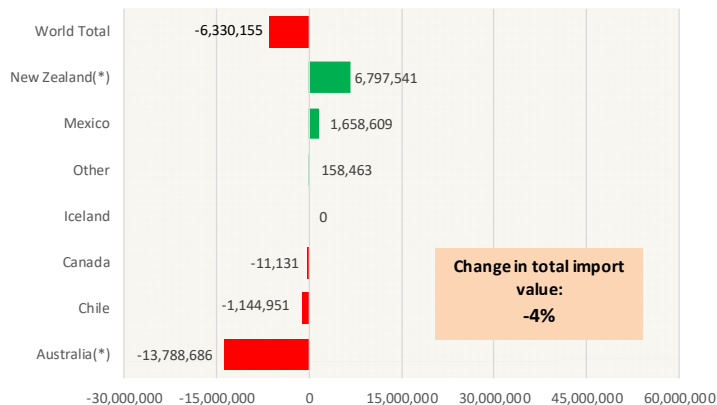
Y/Y Ch. in Jun. 22 vs. Jun. 21 US Mutton, Goat, Lamb Imports

Source: USDA/FAS Units: Metric Tons



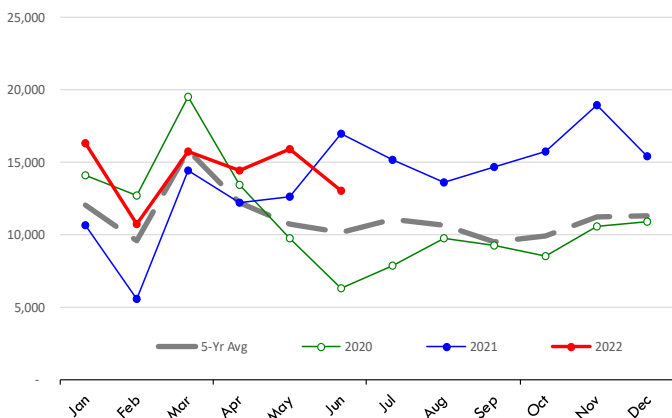
Y/Y Ch. in Jun. 22 vs. Jun 21 US Mutton, Goat, Lamb Import Value (\$)

Source: USDA/FAS Units: US Dollars



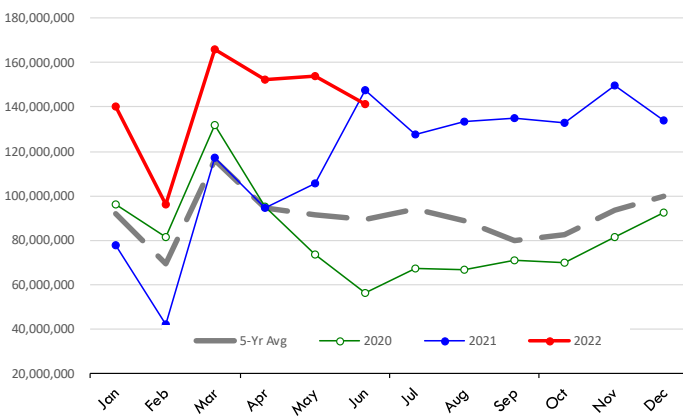
Quantity of US Imports of Fr/Frz Mutton, Goat, Lamb: World Total

Source: USDA/FAS. Units: Metric Ton. Analysis by: Steiner Consulting (800.526.4612)



\$ Value of US Imports of Fr/Frz Mutton, Goat, Lamb: World Total

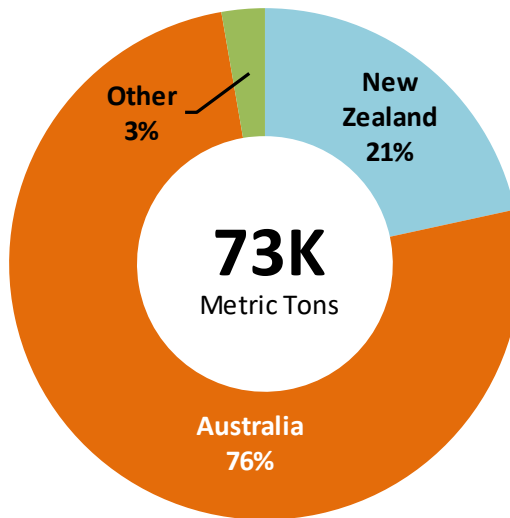
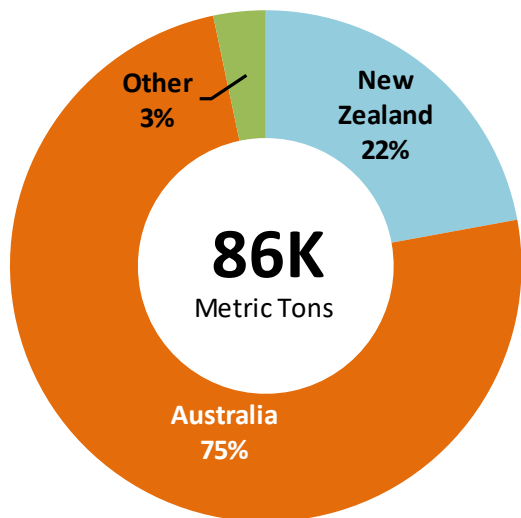
Source: USDA/FAS. Units: US Dollars. Analysis by: Steiner Consulting (800.526.4612)



TOP US LAMB IMPORT MARKETS IN 2022 TOP US LAMB IMPORT MARKETS IN 2021

Total Volume and Country Shares for Period Jan - Jun 2022, MT

Total Volume and Country Shares for Period Jan - Jun 2021, MT



* ROW = Rest of the World

* Data includes Mutton, Goat, and Lamb

USA Lamb/Mutton and Goat Imports: June 2022

Prepared by: Steiner Consulting Group. August 4, 2022

Detailed Summary by HS Code for Lamb. Kg (shipped wt.) and USD

Summary of US Lamb Imports by Country. Kilogram (shipped wt.) and USD

Data source: USDA-FAS and Census. Analysis by Steiner Consulting

	Jun-21			Jun-22			Jan - June 2021			Jan - June 2022		
	\$US	Kg	\$/kg.	\$US	Kg	\$/kg.	\$US	Kg	\$/kg.	\$US	Kg	\$/kg.
0204222090 Various Lamb Cuts, bone-in, fresh or chilled												
Australia	24,829,177	1,356,900	18.30	30,474,422	1,873,400	16.27	85,283,000	4,754,500	17.94	178,094,000	10,683,900	16.67
New Zealand	4,982,703	301,900	16.50	6,758,950	320,200	21.11	29,136,000	1,752,500	16.63	46,938,000	2,364,300	19.85
Other Countries	31,407	1,900	16.53	333,675	21,200	15.74	938,000	64,500	14.54	935,000	57,400	16.29
World Total	29,843,287	1,660,700	17.97	37,567,047	2,214,800	16.96	115,357,000	6,571,500	17.55	225,967,000	13,105,600	17.24
0204422090 Various Lamb Cuts, bone-in, frozen												
Australia	8,165,406	1,015,700	8.04	14,032,661	1,111,900	12.62	27,092,000	3,890,600	6.96	66,445,000	6,585,000	10.09
New Zealand	13,419,498	984,700	13.63	21,694,499	1,296,600	16.73	46,973,000	3,894,100	12.06	105,540,000	5,958,700	17.71
Other Countries	63,532	4,200	15.13	624,686	63,600	9.82	209,000	14,000	14.93	3,366,000	277,400	12.13
World Total	21,648,436	2,004,600	10.80	36,351,846	2,472,100	14.70	74,274,000	7,798,700	9.52	175,351,000	12,821,100	13.68
0204432000 Various Lamb Cuts, boneless, frozen												
Australia	16,424,931	1,770,000	9.28	14,799,477	1,308,200	11.31	56,394,000	6,615,800	8.52	72,158,000	6,711,100	10.75
New Zealand	2,914,779	334,600	8.71	2,295,353	236,500	9.71	9,431,000	1,211,700	7.78	12,470,000	1,379,700	9.04
Other Countries	95,447	9,800	9.74	21,372	3,600	5.94	284,000	31,900	8.90	83,000	8,900	9.33
World Total	19,435,157	2,114,400	9.19	17,116,202	1,548,300	11.05	66,109,000	7,859,400	8.41	84,711,000	8,099,700	10.46
0204232000 Various Lamb Cuts, bone-in, fresh or chilled												
Australia	14,353,525	1,427,000	10.06	10,384,678	889,600	11.67	55,515,000	5,821,300	9.54	67,803,000	5,630,700	12.04
New Zealand	3,247,787	331,300	9.80	3,320,179	273,800	12.13	14,204,000	1,454,100	9.77	17,835,000	1,490,100	11.97
Other Countries	-	-	-	-	-	-	356,000	36,100	9.86	174,000	15,700	11.08
World Total	17,601,312	1,758,300	10.01	13,704,857	1,163,400	11.78	70,075,000	7,311,500	9.58	85,812,000	7,136,500	12.02
0204422010 Lamb Shoulders, bone-in, frozen												
Australia	871,889	129,200	6.75	1,278,544	166,800	7.67	6,643,000	1,062,000	6.26	8,372,000	1,104,400	7.58
New Zealand	1,814,210	256,900	7.06	2,815,098	355,500	7.92	11,477,000	1,725,000	6.65	20,574,000	2,627,800	7.83
Other Countries	291,086	47,300	6.15	305,784	37,900	8.07	310,000	50,900	6.09	492,000	61,200	8.04
World Total	2,977,185	433,400	6.87	4,399,426	560,200	7.85	18,430,000	2,837,900	6.49	29,438,000	3,793,400	7.76
0204222030 Lamb loins, bone-in, fresh or chilled												
Australia	16,164,913	1,244,800	12.99	3,914,899	306,700	12.76	60,105,000	5,042,200	11.92	32,033,000	2,382,700	13.44
New Zealand	1,989,755	179,000	11.12	227,308	15,600	14.57	9,085,000	868,500	10.46	3,666,000	294,700	12.44
Other Countries	-	-	-	-	-	-	236,000	16,400	14.39	-	-	-
World Total	18,154,668	1,423,800	12.75	4,142,207	322,300	12.85	69,426,000	5,927,100	11.71	35,699,000	2,677,400	13.33
0204422020 Lamb legs, bone-in, frozen												
Australia	1,094,458	158,300	6.91	1,970,537	254,300	7.75	4,156,000	647,900	6.41	12,438,000	1,566,500	7.94
New Zealand	905,518	122,500	7.39	1,711,065	193,800	8.83	4,955,000	689,300	7.19	9,006,000	1,035,200	8.70
Other Countries	-	-	-	83,270	10,000	8.33	289,000	37,400	7.73	504,000	57,800	8.72
World Total	1,999,976	280,800	7.12	3,764,872	458,100	8.22	9,400,000	1,374,600	6.84	21,948,000	2,659,500	8.25

USA Lamb/Mutton and Goat Imports: June 2022

Prepared by: Steiner Consulting Group. August 4, 2022

Detailed Summary by HS Code for Lamb. Kg (shipped wt.) and USD

	Jun-21			Jun-22			Jan - June 2021			Jan - June 2022		
	\$US	Kg	\$/kg.	\$US	Kg	\$/kg.	\$US	Kg	\$/kg.	\$US	Kg	\$/kg.
0204300000 Lamb Carcass (full or half), frozen												
Australia	1,544,076	219,800	7.02	364,052	49,600	7.34	6,665,000	1,002,000	6.65	4,213,000	613,900	6.86
New Zealand	1,203,404	175,600	6.85	1,204,582	150,800	7.99	5,286,000	777,300	6.80	7,362,000	915,000	8.05
Other Countries	1,218,057	173,200	7.03	1,195,145	159,700	7.48	3,718,000	562,600	6.61	4,371,000	581,900	7.51
World Total	3,965,537	568,600	6.97	2,763,779	360,100	7.68	15,669,000	2,341,900	6.69	15,946,000	2,110,800	7.55
0204222010 Lamb Shoulders, bone-in, fresh or chilled												
Australia	5,099,053	689,000	7.40	990,773	124,700	7.95	20,555,000	2,973,300	6.91	9,076,000	1,138,200	7.97
New Zealand	600,665	91,400	6.57	165,066	21,800	7.57	2,579,000	400,100	6.45	2,056,000	255,500	8.05
Other Countries	49,330	7,700	6.41	-	-	-	210,000	35,600	5.90	-	-	-
World Total	5,749,048	788,100	7.29	1,155,839	146,500	7.89	23,344,000	3,409,000	6.85	11,132,000	1,393,700	7.99
0204222020 Lamb legs, bone-in, fresh or chilled												
Australia	1,148,342	118,600	9.68	197,380	17,600	11.21	9,146,000	1,010,600	9.05	3,837,000	365,100	10.51
New Zealand	389,801	32,900	11.85	119,498	11,400	10.48	2,367,000	268,900	8.80	1,404,000	132,600	10.59
Other Countries	-	100	-	-	-	-	263,000	28,000	9.39	-	-	-
World Total	1,538,143	151,600	10.15	316,878	29,000	10.93	11,776,000	1,307,500	9.01	5,241,000	497,700	10.53
0204422030 Lamb loins, bone-in, frozen												
Australia	702,232	67,100	10.47	304,207	32,800	9.27	1,797,000	226,200	7.94	1,833,000	187,500	9.78
New Zealand	90,386	11,000	8.22	193,686	16,100	12.03	197,000	23,100	8.53	971,000	82,800	11.73
Other Countries	-	-	-	-	-	-	-	-	-	-	-	-
World Total	792,618	78,100	10.15	497,893	48,900	10.18	1,994,000	249,300	8.00	2,804,000	270,300	10.37
0204100000 Lamb carcass (full or split), fresh or chilled												
Australia	-	-	-	-	-	-	-	-	-	390,000	54,400	7.17
New Zealand	-	-	-	-	-	-	3,000	300	10.00	70,000	7,600	9.21
Other Countries	259,652,000	68,600	3,785.01	235,846	52,200	4.52	517,000	136,600	3.78	371,000	74,200	5.00
World Total	259,652,000	68,600	3,785.01	235,846	52,200	4.52	520,000	136,900	3.80	831,000	136,200	6.10