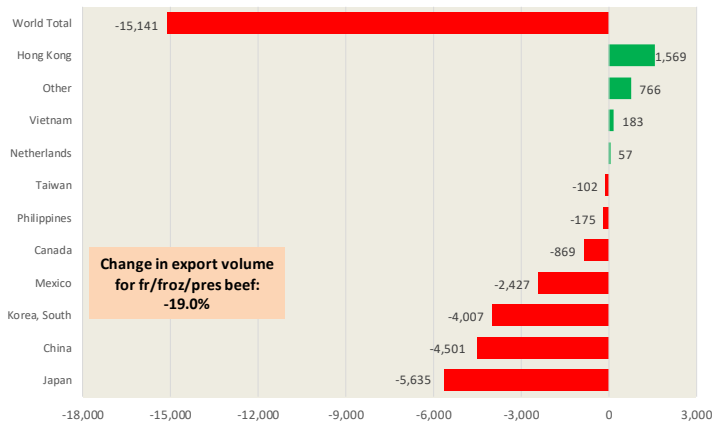


### Y/Y Ch. in Apr. 26 vs. Apr 25 US Beef and Veal Export Volume

Source: USDA/FAS. Analysis by Steiner Consulting Units: Metric Tons

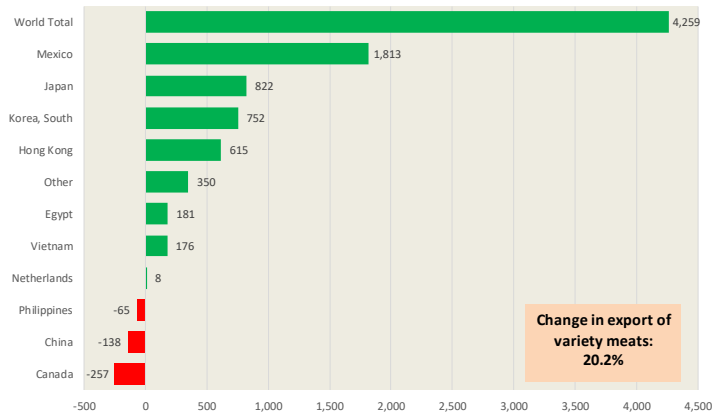
Unit: Metric Ton



### Y/Y Ch. in Apr. 26 vs. Apr 25 US Beef Variety Meat Exports

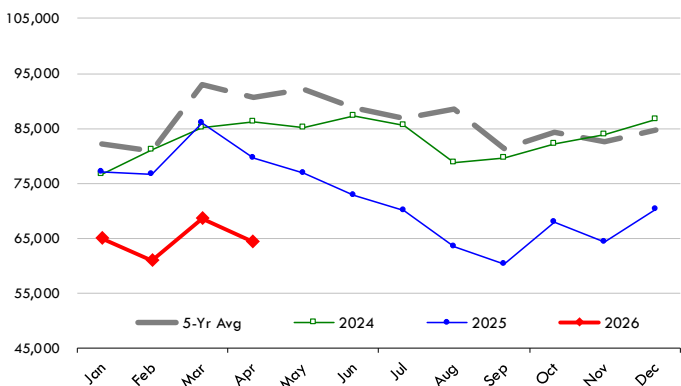
Source: USDA/FAS. Analysis by Steiner Consulting Units: Metric Tons

Unit: Metric Ton



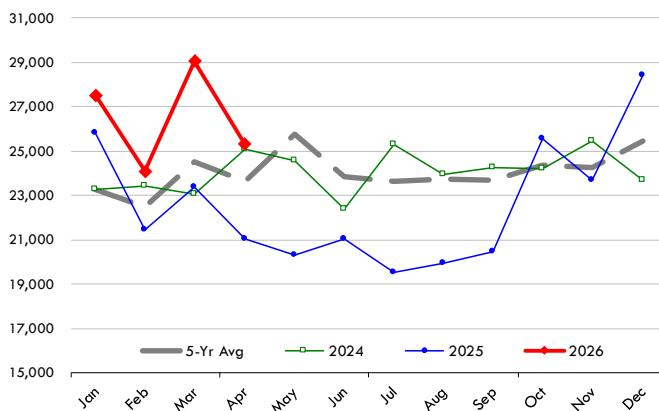
### Quantity of US Exports of Fr/Frz/Pres Beef & Veal: World Total

Source: USDA/FAS. Units: Metric Ton. Analysis by: Steiner Consulting (800.526.4612)



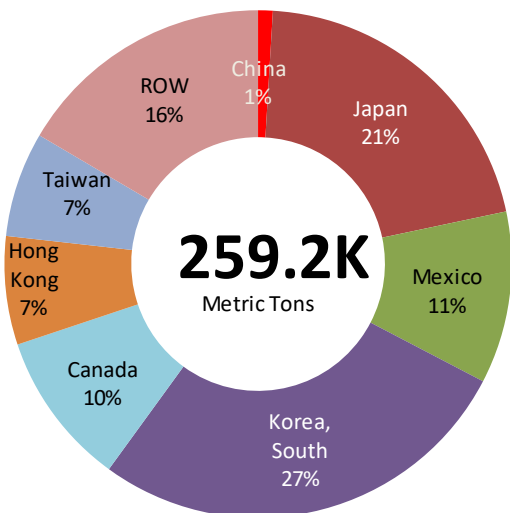
### Quantity of US Exports of Variety Beef: World Total

Source: USDA/FAS. Units: Metric Ton. Analysis by: Steiner Consulting (800.526.4612)



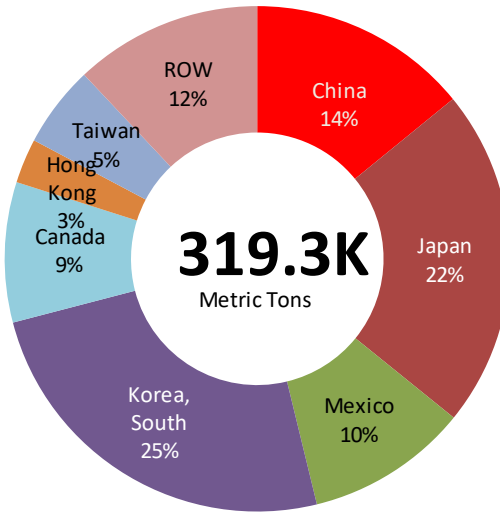
### TOP MARKETS FOR US BEEF IN 2026

Total Volume and Country Shares for Period Jan - Apr 2026, MT



### TOP MARKETS FOR US BEEF IN 2025

Total Volume and Country Shares for Period Jan - Apr 2025, MT

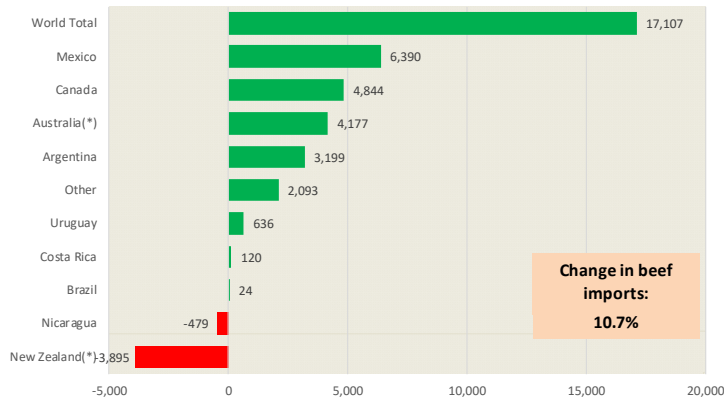


\* ROW = Rest of the World

### Y/Y Ch. in Apr. 26 vs. Apr 25 US Beef and Veal Imports, MT

Source: USDA/FAS

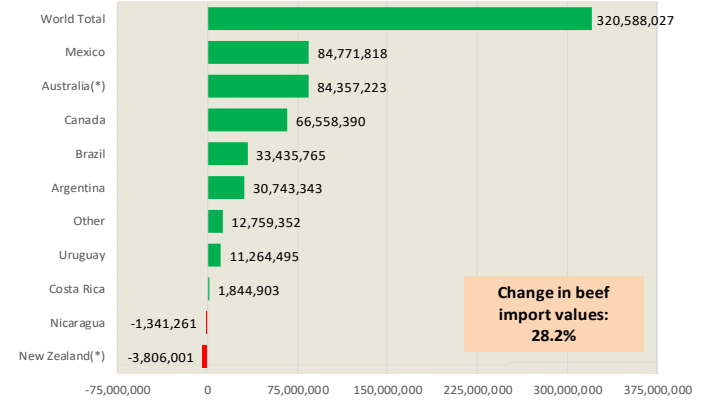
Data in MT, Product Weight Basis



### Y/Y Ch. in Apr. 26 vs. Apr 25 US Beef and Veal Imports, US \$

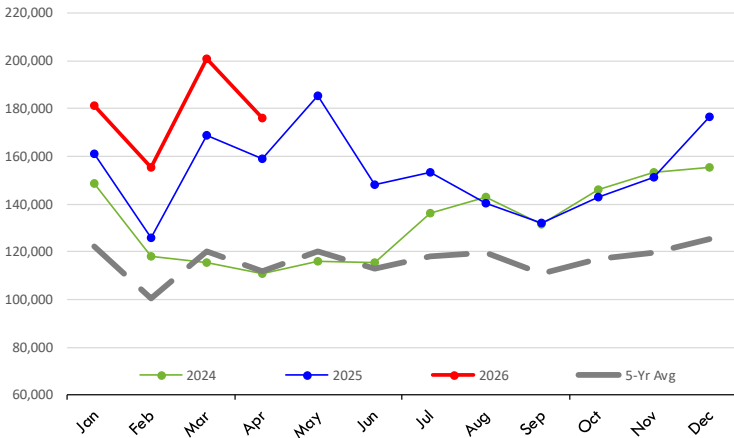
Source: USDA/FAS

Units: US Dollars



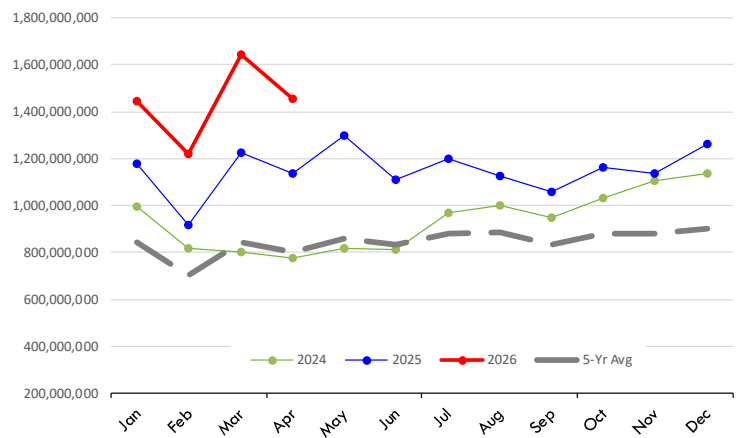
### Quantity of US Imports of Fr/Frz/Pres Beef: World Total

Source: USDA/FAS. Units: Metric Ton. Analysis by: Steiner Consulting (800.526.4612)



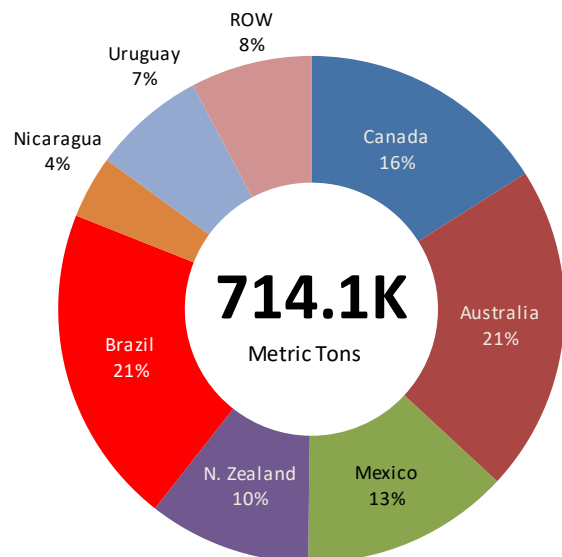
### \$ Value of US Imports of Fr/Frz/Pres Beef: World Total

Source: USDA/FAS. Units: US Dollars. Analysis by: Steiner Consulting (800.526.4612)



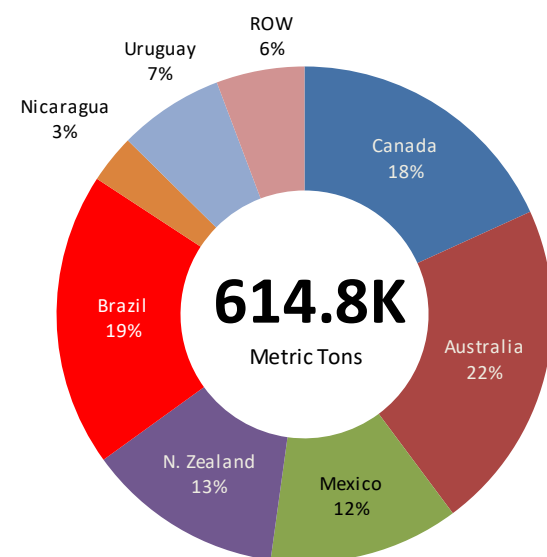
### TOP IMPORTED BEEF SUPPLIERS IN 2026

Total Volume and Country Shares for Period Jan - Apr 2026, MT



### TOP IMPORTED BEEF SUPPLIERS IN 2025

Total Volume and Country Shares for Period Jan - Apr 2025, MT

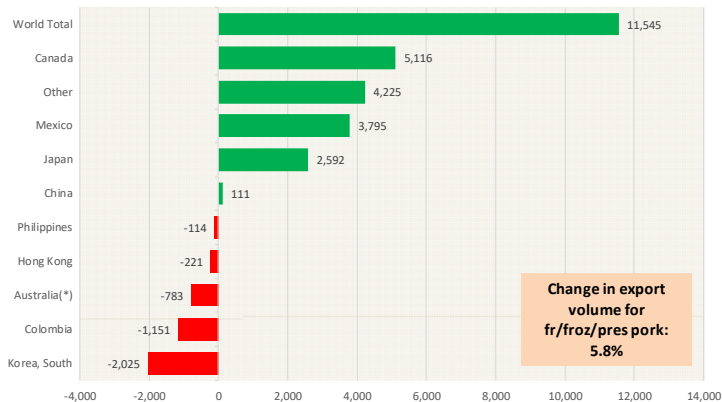


\* ROW = Rest of the World

### Y/Y Ch. in Apr. 26 vs. Apr 25 US Fr, Froz & Pres Pork Export Volume

Source: USDA/FAS. Analysis by Steiner Consulting

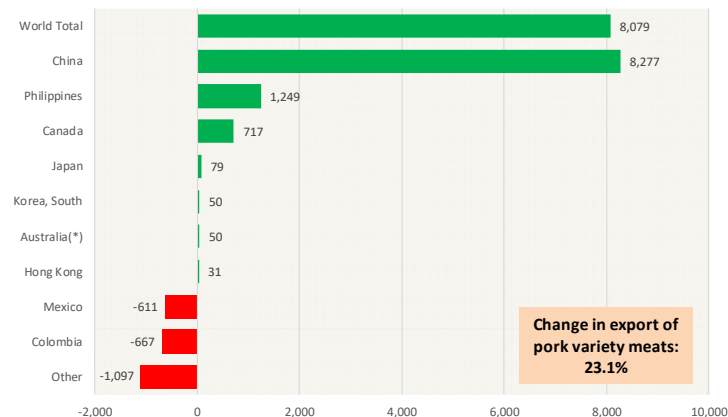
Units: Metric Tons



### Y/Y Ch. in Apr. 26 vs. Apr 25 US Pork Variety Meat Exports

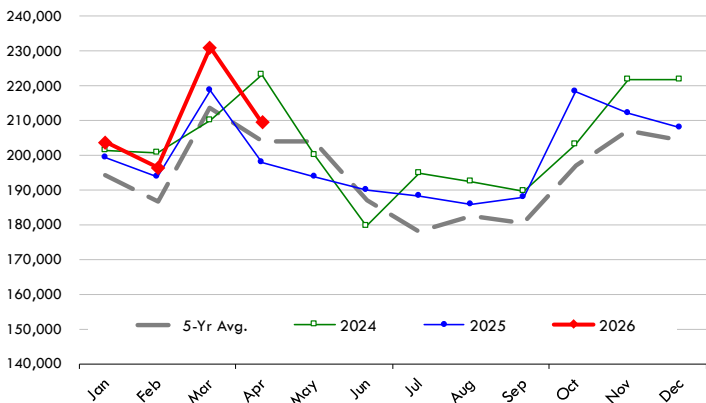
Source: USDA/FAS

Units: Metric Tons



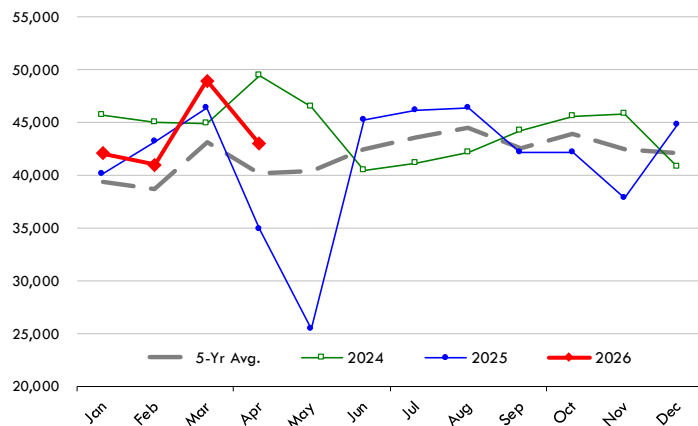
### Quantity of US Exports of Fr/Frz/Cooked Pork: World Total

Source: USDA/FAS. Units: Metric Ton. Analysis by: Steiner Consulting (800.526.4612)



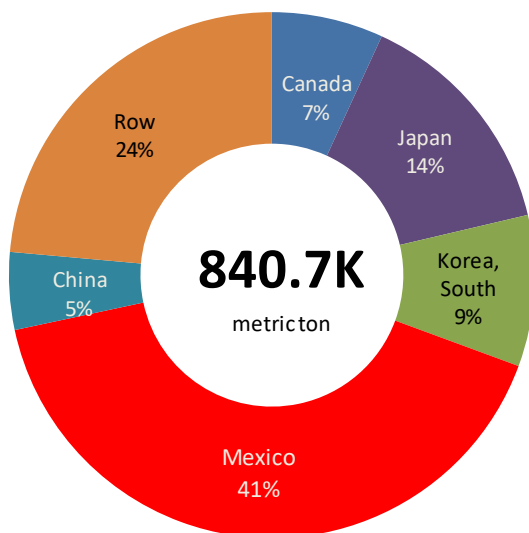
### Quantity of US Exports of Pork Variety Meat: World Total

Source: USDA/FAS. Units: Metric Ton. Analysis by: Steiner Consulting (800.526.4612)



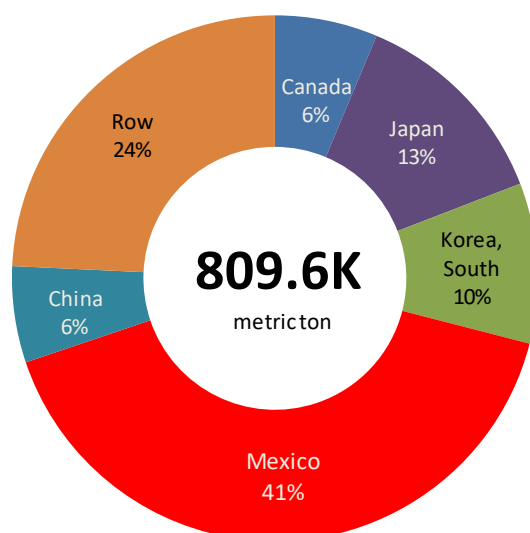
### TOP MARKETS FOR US PORK IN 2026

Total Volume and Country Shares for Period Jan - Apr 2026, MT



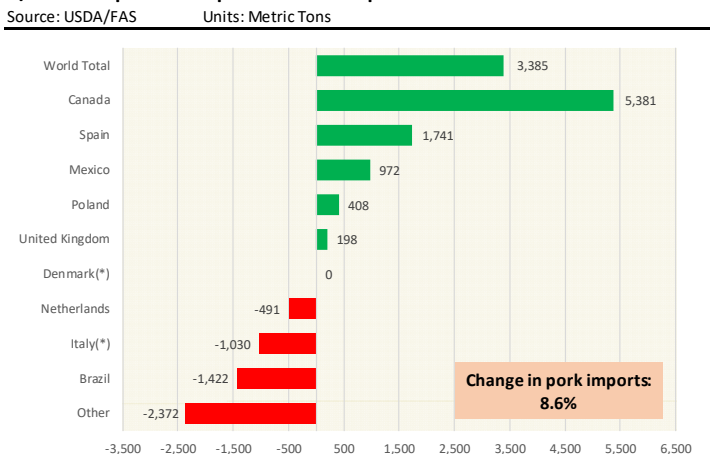
### TOP MARKETS FOR US PORK IN 2025

Total Volume and Country Shares for Period Jan - Apr 2025, MT

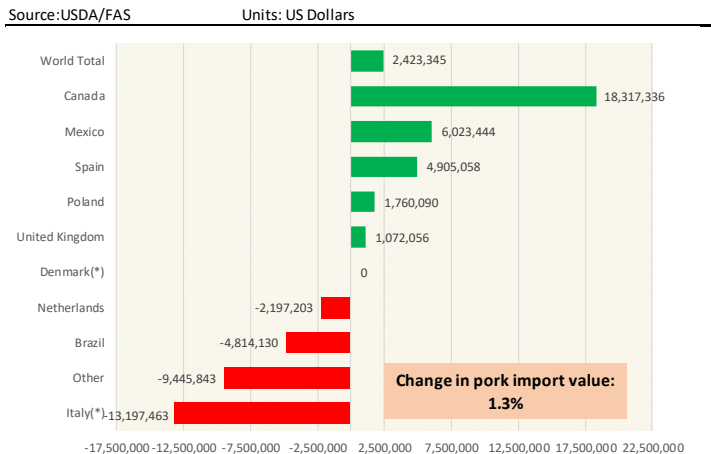


\* ROW = Rest of the World

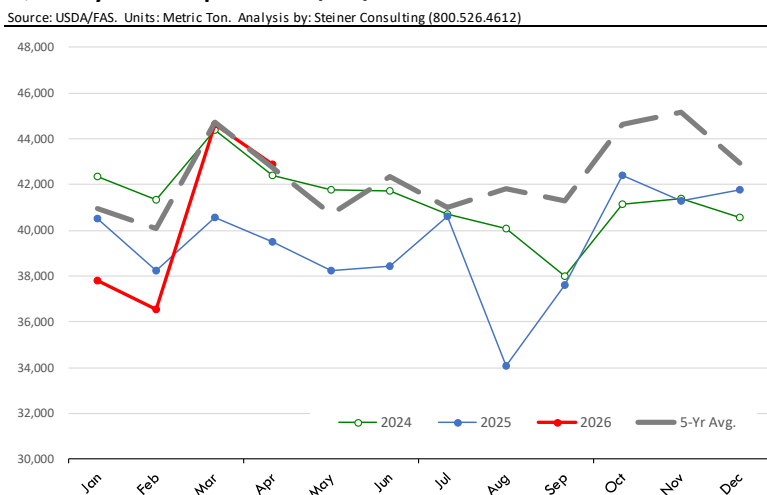
### Y/Y Ch. in Apr. 26 vs. Apr 25 US Pork Imports



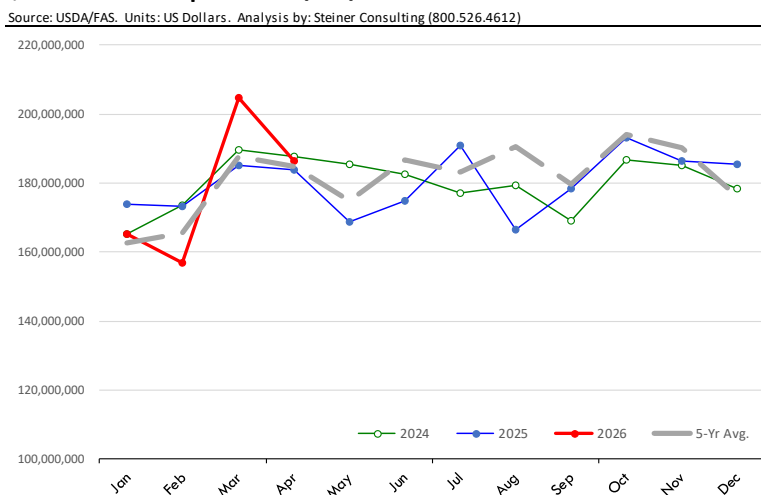
### Y/Y Ch. in Apr. 26 vs. Apr 25 US Pork Imports (\$)



### Quantity of US Imports of Fr/Frz/Cooked Pork: World Total

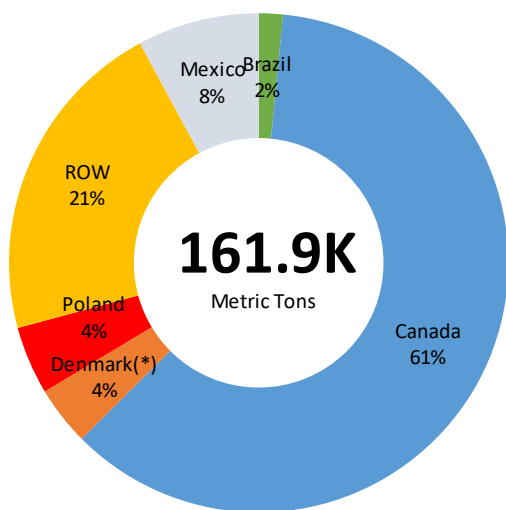


### \$ Value of US Imports of Fr/Frz/Cooked Pork: World Total



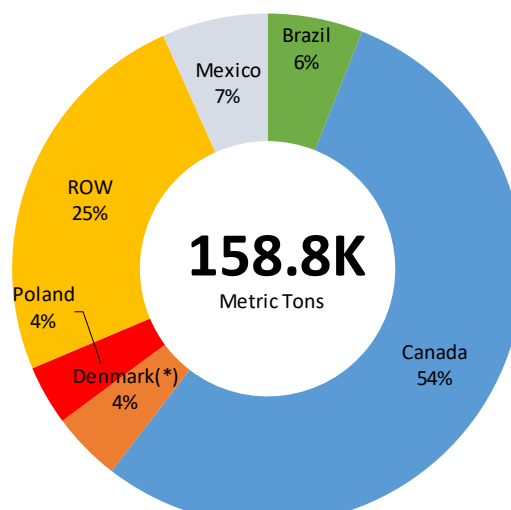
### TOP IMPORT MARKETS FOR US PORK IN 2026

Total Volume and Country Shares for Period Jan - Apr 2026, MT



### TOP IMPORT MARKETS FOR US PORK IN 2025

Total Volume and Country Shares for Period Jan - Apr 2025, MT

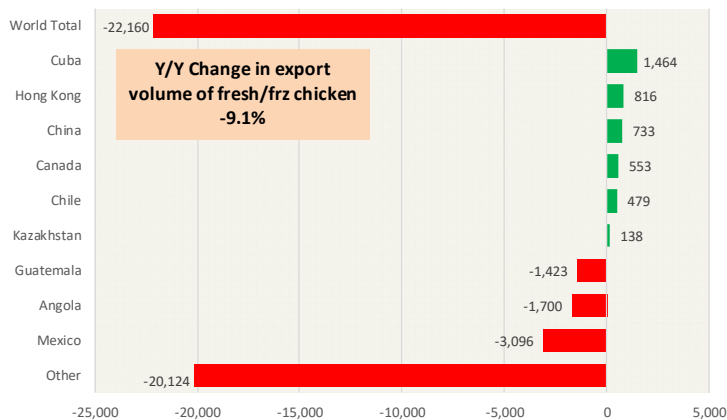


\* ROW = Rest of the World

## Y/Y Ch. in Apr. 26 vs. Apr 25 US Fresh/Frozen Chicken Meat Exports

Source: USDA/FAS. Analysis by Steiner Consulting

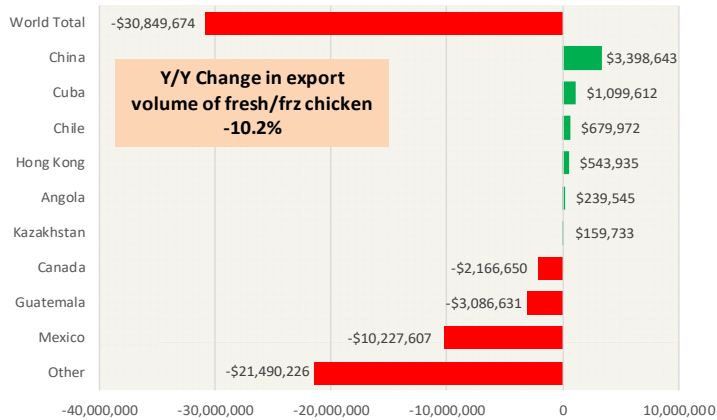
Units: Metric Tons



## Y/Y Ch. in Apr. 26 vs. Apr 25 US Chicken Export Value (\$)

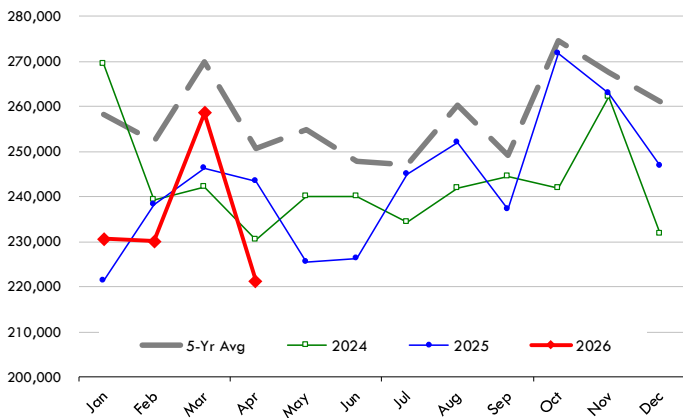
Source: USDA/FAS

Units: US \$



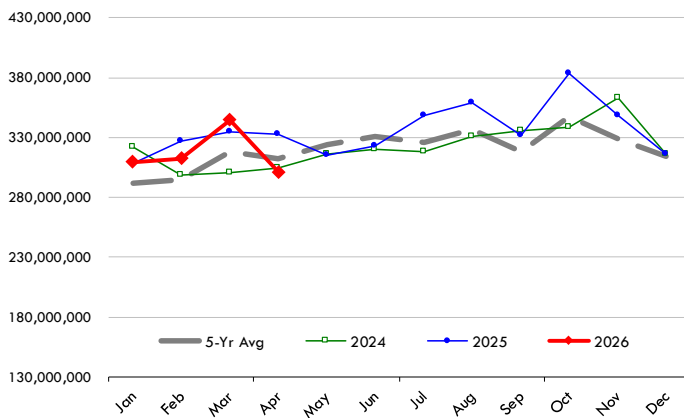
## Quantity of US Exports of Fr/Frz Chicken: World Total

Source: USDA/FAS. Units: Metric Ton. Analysis by: Steiner Consulting (800.526.4612)



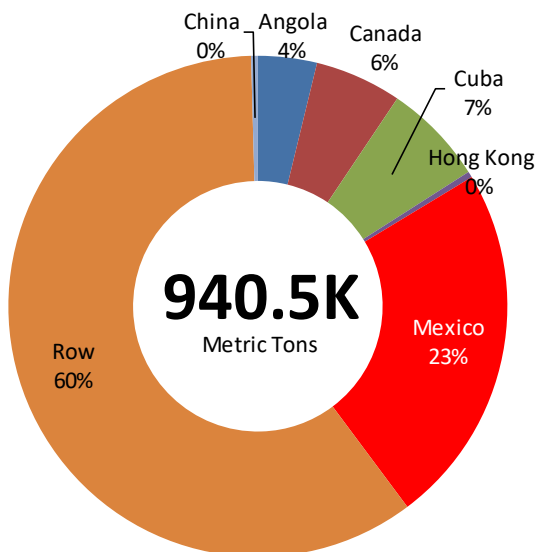
## \$ Value of US Exports of Fr/Frz Chicken: World Total

Source: USDA/FAS. Units: US Dollar. Analysis by: Steiner Consulting (800.526.4612)



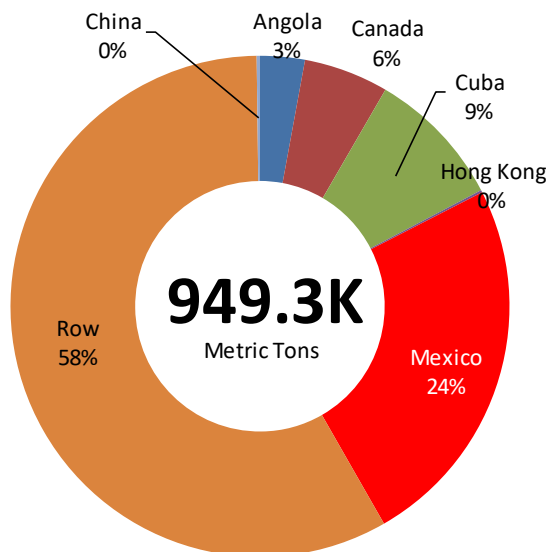
## TOP MARKETS FOR US CHICKEN IN 2026

Total Volume and Country Shares for Period Jan - Apr 2026, MT



## TOP MARKETS FOR US CHICKEN IN 2025

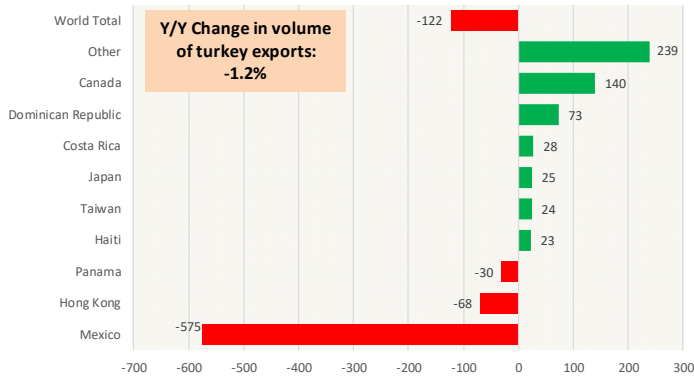
Total Volume and Country Shares for Period Jan - Apr 2025, MT



\* ROW = Rest of the World

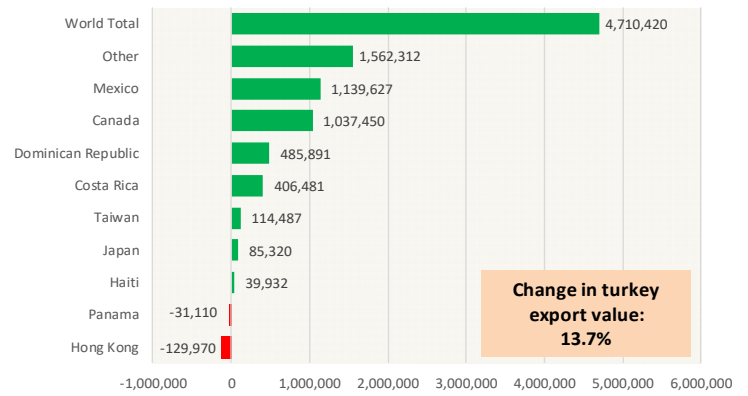
### Y/Y Ch. in Apr. 26 vs. Apr 25 US Turkey Exports

Source: USDA/FAS Units: Metric Tons



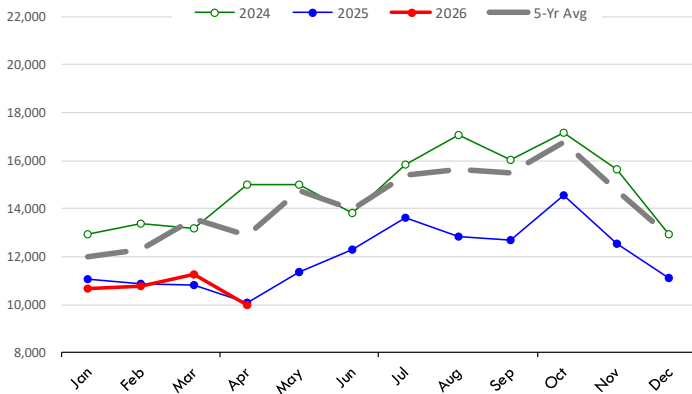
### Y/Y Ch. in Apr. 26 vs. Apr 25 US Turkey Export Value (\$)

Source: USDA/FAS Units: US Dollars



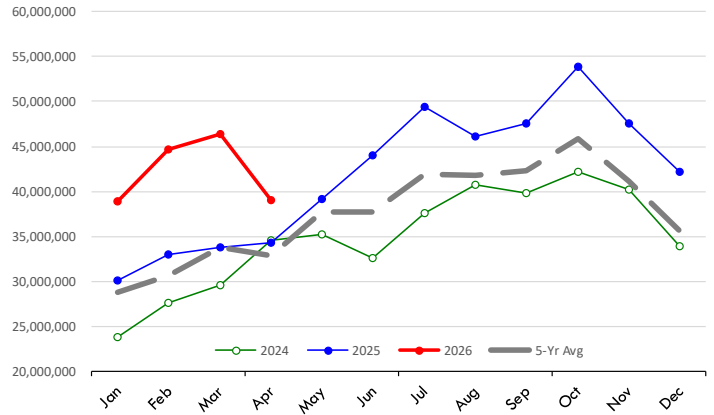
### Quantity of US Exports of Fr/Frz Turkey: World Total

Source: USDA/FAS. Units: Metric Ton. Analysis by: Steiner Consulting (800.526.4612)



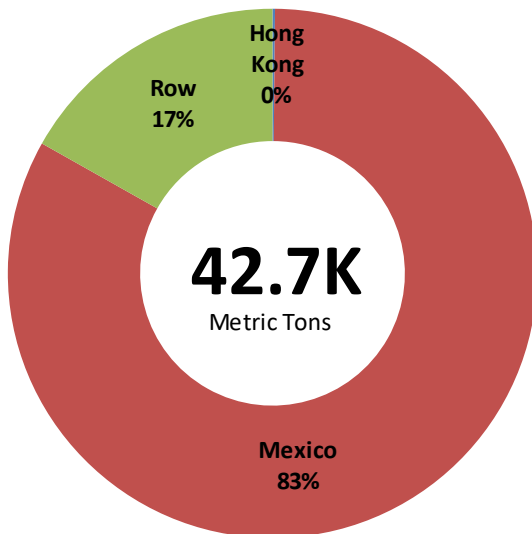
### \$ Value of US Exports of Fr/Frz Turkey Export Value: World Total

Source: USDA/FAS. Units: US Dollars. Analysis by: Steiner Consulting (800.526.4612)



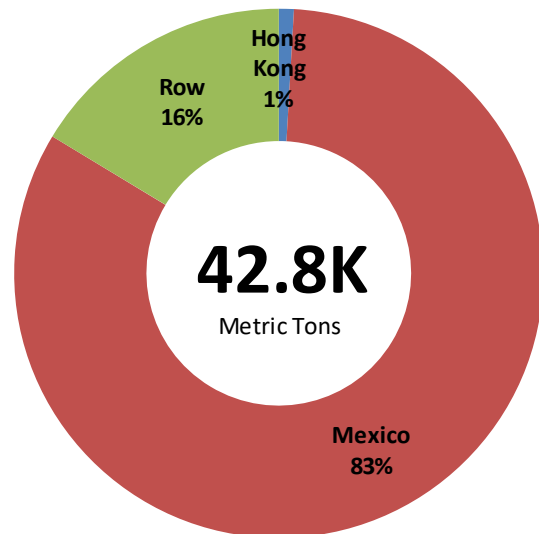
### TOP MARKETS FOR US TURKEY IN 2026

Total Volume and Country Shares for Period Jan - Apr 2026, MT



### TOP MARKETS FOR US TURKEY IN 2025

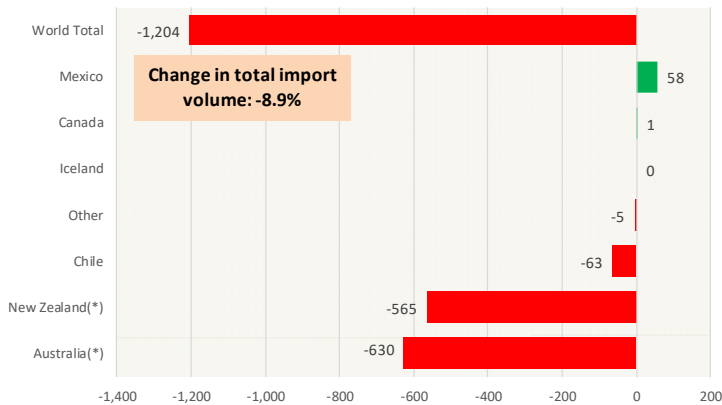
Total Volume and Country Shares for Period Jan - Apr 2025, MT



\* ROW = Rest of the World

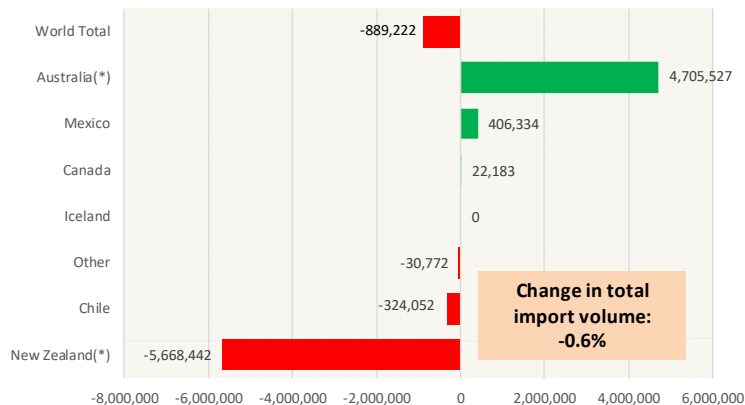
## Y/Y Ch. in Apr. 26 vs. Apr. 25 US Mutton, Goat, Lamb Imports

Source: USDA/FAS Units: Metric Tons



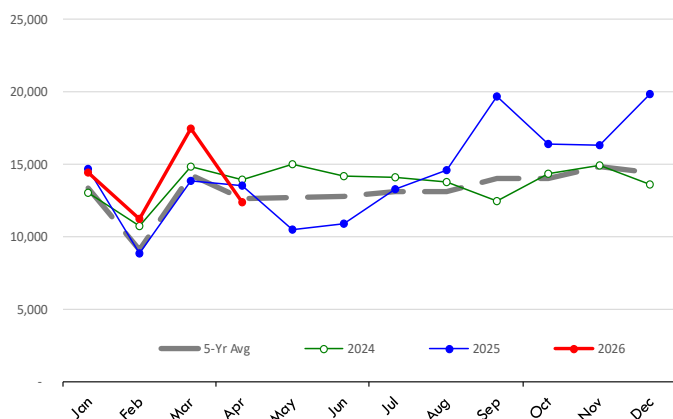
## Y/Y Ch. in Apr. 26 vs. Apr 25 US Mutton, Goat, Lamb Import Value (\$)

Source: USDA/FAS Units: US Dollars



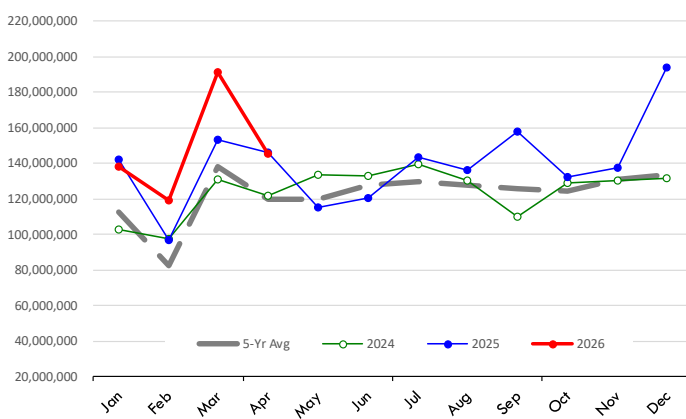
## Quantity of US Imports of Fr/Frz Mutton, Goat, Lamb: World Total

Source: USDA/FAS. Units: Metric Ton. Analysis by: Steiner Consulting (800.526.4612)



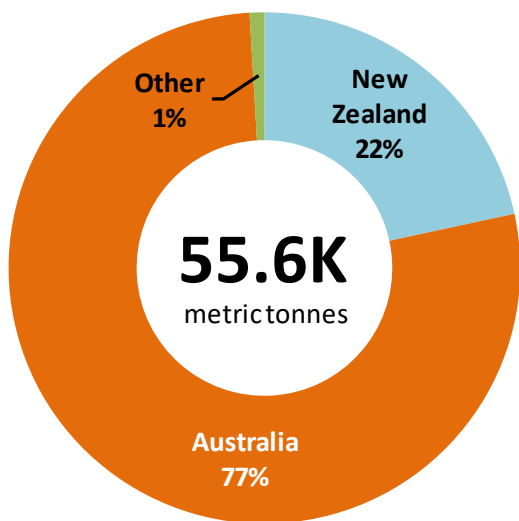
## \$ Value of US Imports of Fr/Frz Mutton, Goat, Lamb: World Total

Source: USDA/FAS. Units: US Dollars. Analysis by: Steiner Consulting (800.526.4612)



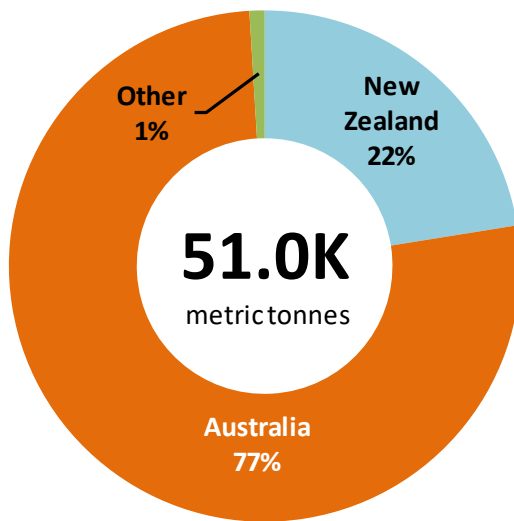
## TOP US LAMB IMPORT MARKETS IN 2026

Total Volume and Country Shares for Period Jan - Apr 2026, MT



## TOP US LAMB IMPORT MARKETS IN 2025

Total Volume and Country Shares for Period Jan - Apr 2025, MT



\* ROW = Rest of the World

\* Data includes Mutton, Goat, and Lamb