

European Union (UK inclusive)

12-months ending August

Volume (tonnes swt)	Chilled		Frozen		Total	
	12-months ending August	Y-O-Y % chg.	12-months ending August	Y-O-Y % chg.	12-months ending August	Y-O-Y % chg.
Total	9,546	-32	411	-48	9,957	-33
Grainfed	8,145	-29	399	-48	8,544	-30
Grassfed	1,401	-48	12	-60	1,413	-48

Calendar year-to-August

Chilled		Frozen		Total	
2020 YTD	Y-O-Y % chg.	2020 YTD	Y-O-Y % chg.	2020 YTD	Y-O-Y % chg.
6,007	-39	282	-47	6,289	-39
5,475	-34	269	-46	5,744	-35
532	-65	12	-60	544	-65

Month of August

Chilled			Frozen			Total		
2020 August	M-O-M % chg.	Y-O-Y % chg.	2020 August	M-O-M % chg.	Y-O-Y % chg.	2020 August	M-O-M % chg.	Y-O-Y % chg.
574	-27	-67	89	85	58	663	-20	-63
547	-14	-61	89	85	58	636	-7	-56
27	-81	-92	-	-	-	27	-81	-92

United Kingdom

12-months ending August

Volume (tonnes swt)	Chilled		Frozen		Total	
	12-months ending August	Y-O-Y % chg.	12-months ending August	Y-O-Y % chg.	12-months ending August	Y-O-Y % chg.
Total	2,238	-41	79	-24	2,317	-41
Grainfed	1,735	-35	79	-18	1,814	-34
Grassfed	503	-56	-	-100	503	-56

Calendar year-to-August

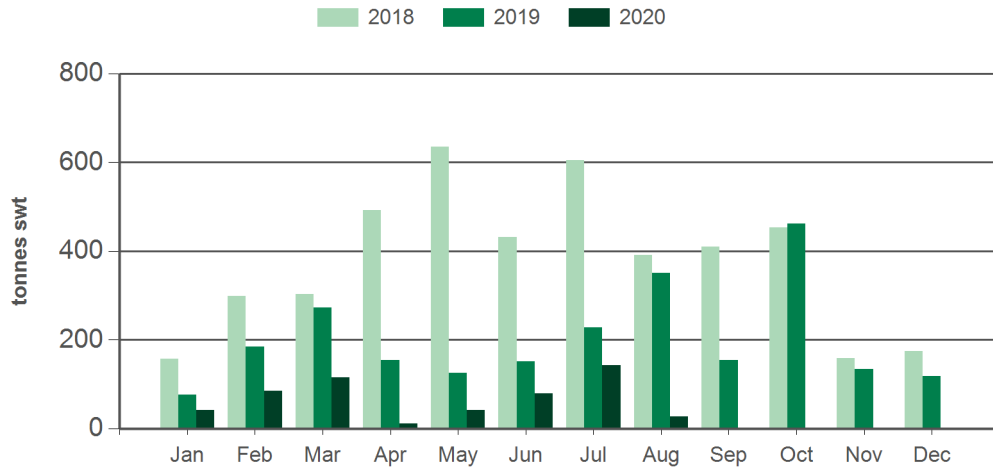
Chilled		Frozen		Total	
2020 YTD	Y-O-Y % chg.	2020 YTD	Y-O-Y % chg.	2020 YTD	Y-O-Y % chg.
1,255	-50	39	-35	1,294	-50
1,076	-43	39	-25	1,115	-43
179	-71	-	-	179	-72

Month of August

Chilled			Frozen			Total		
2020 August	M-O-M % chg.	Y-O-Y % chg.	2020 August	M-O-M % chg.	Y-O-Y % chg.	2020 August	M-O-M % chg.	Y-O-Y % chg.
89	-32	-75	-	-	-	89	-32	-75
71	6	-73	-	-	-	71	6	-73
18	-72	-82	-	-	-	18	-72	-82

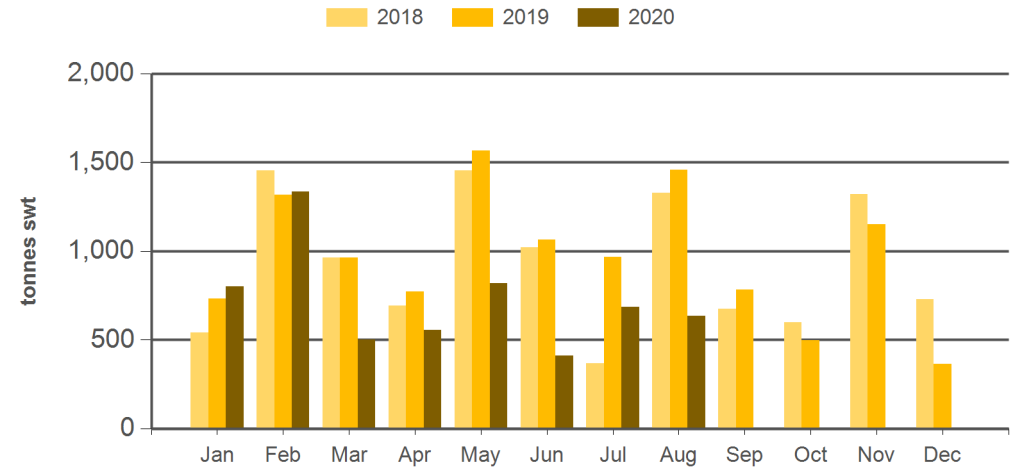
Source: DAWR. SWT = Shipped weight. YTD = Calendar year-to-August. Y-O-Y = Year-on-year. M-O-M = Month-on-month. Grainfed is the prefix for grainfed beef. Grassfed is the prefix for grassfed beef. For further information email globalindustryinsights@mla.com.au.

Monthly grassfed beef exports to the EU



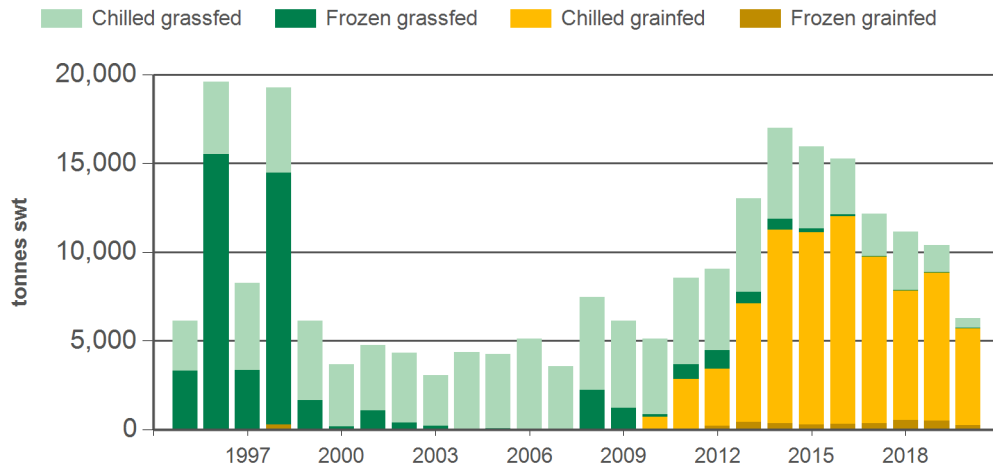
Source: DAWR, Prepared by MLA

Monthly grainfed beef exports to the EU



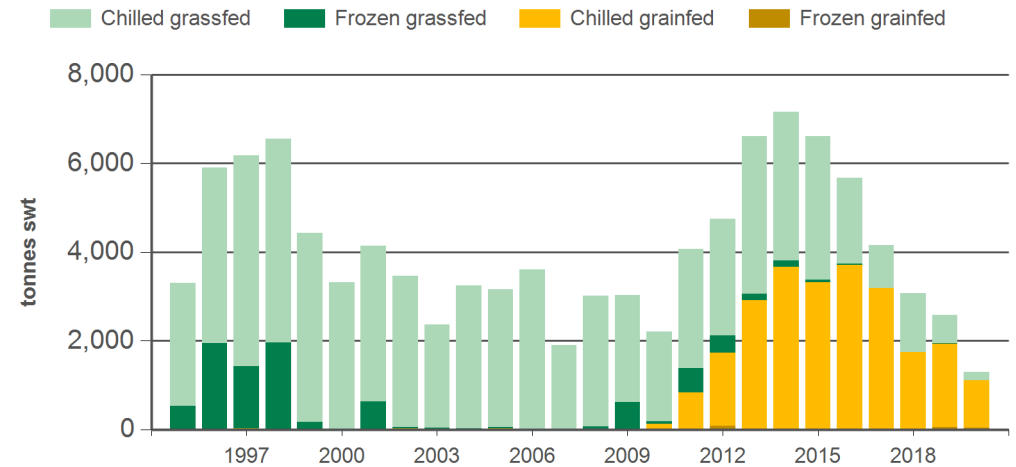
Source: DAWR, Prepared by MLA

Year-to-August beef exports to the EU



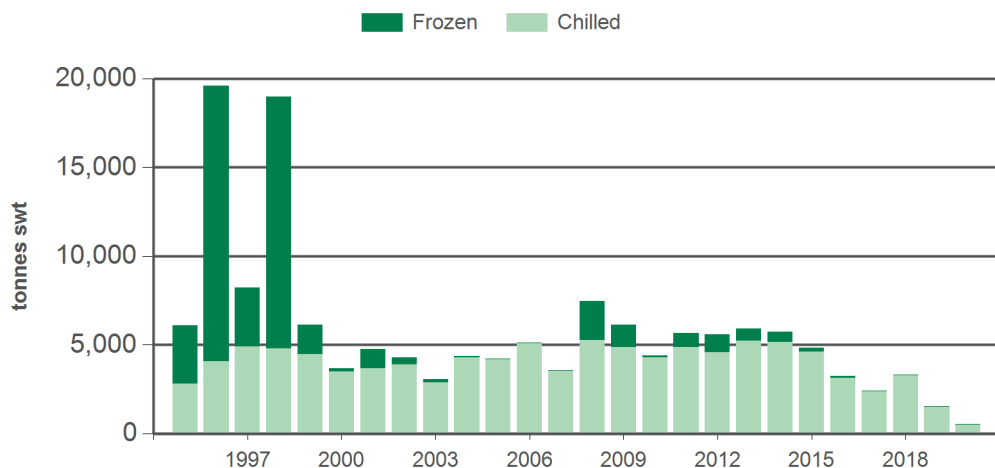
Source: DAWR, Prepared by MLA

Year-to-August beef exports to the UK



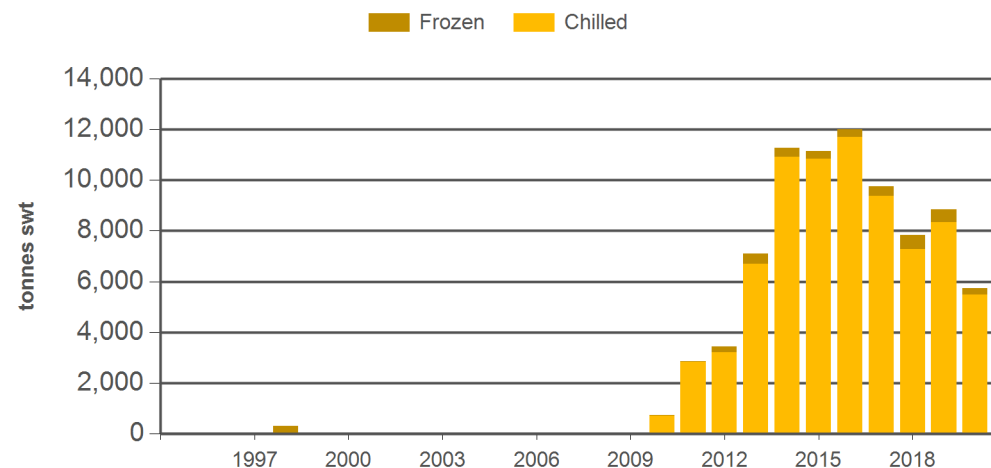
Source: DAWR, Prepared by MLA

Year-to-August grassfed beef exports to the EU



Source: DAWR, Prepared by MLA

Year-to-August grainfed beef exports to the EU



Source: DAWR, Prepared by MLA

Historical beef exports to the European Union (UK inclusive) - Calendar year totals

Volume (tonnes swt)	2005	2006	2007	2008	2009	2010	2011	2012	2013	2014	2015	2016	2017	2018	2019	2020 YTD	Y-O-Y % chg.
Total	6,469	8,457	5,953	11,876	9,307	9,885	12,836	14,949	19,927	24,619	23,445	20,841	17,873	15,666	14,058	6,289	-39
Grainfed	28	0	8	37	13	2,546	4,224	6,263	11,502	16,483	16,128	15,980	13,897	11,153	11,645	5,744	-35
Grassfed	6,441	8,456	5,945	11,839	9,294	7,339	8,612	8,686	8,425	8,135	7,317	4,862	3,977	4,513	2,414	544	-65

Historical beef exports to the United Kingdom - Calendar year totals

Volume (tonnes swt)	2005	2006	2007	2008	2009	2010	2011	2012	2013	2014	2015	2016	2017	2018	2019	2020 YTD	Y-O-Y % chg.
Total	4,922	6,307	3,487	5,468	4,881	4,878	6,698	7,710	10,204	10,595	9,460	7,699	6,041	4,395	3,604	1,294	-50
Grainfed	26	0	0	1	4	580	1,388	2,600	4,812	5,455	4,615	4,814	4,371	2,556	2,646	1,115	-43
Grassfed	4,896	6,307	3,487	5,468	4,877	4,298	5,309	5,110	5,391	5,141	4,845	2,884	1,670	1,839	958	179	-72

Source: DAWR. YTD = Calendar year-to-August. Grainfed is the prefix for grainfed beef. Grassfed is the prefix for grassfed beef. For further information email globalindustryinsights@mla.com.au.