

#### European Union (UK inclusive)

##### 12-months ending September

| Volume (tonnes swt) | Chilled                    |              | Frozen                     |              | Total                      |              |
|---------------------|----------------------------|--------------|----------------------------|--------------|----------------------------|--------------|
|                     | 12-months ending September | Y-O-Y % chg. | 12-months ending September | Y-O-Y % chg. | 12-months ending September | Y-O-Y % chg. |
| Total               | 9,077                      | -35          | 406                        | -46          | 9,483                      | -36          |
| Grainfed            | 7,790                      | -33          | 394                        | -46          | 8,184                      | -33          |
| Grassfed            | 1,287                      | -48          | 12                         | -60          | 1,299                      | -48          |

##### Calendar year-to-September

| Chilled  |              | Frozen   |              | Total    |              |
|----------|--------------|----------|--------------|----------|--------------|
| 2020 YTD | Y-O-Y % chg. | 2020 YTD | Y-O-Y % chg. | 2020 YTD | Y-O-Y % chg. |
| 6,448    | -40          | 306      | -45          | 6,753    | -40          |
| 5,876    | -35          | 293      | -45          | 6,169    | -36          |
| 572      | -66          | 12       | -60          | 584      | -66          |

##### Month of September

| Chilled        |              |              | Frozen         |              |              | Total          |              |              |
|----------------|--------------|--------------|----------------|--------------|--------------|----------------|--------------|--------------|
| 2020 September | M-O-M % chg. | Y-O-Y % chg. | 2020 September | M-O-M % chg. | Y-O-Y % chg. | 2020 September | M-O-M % chg. | Y-O-Y % chg. |
| 441            | -23          | -52          | 24             | -73          | -17          | 465            | -30          | -51          |
| 401            | -27          | -47          | 24             | -73          | -17          | 425            | -33          | -46          |
| 40             | 48           | -74          | -              | -            | -            | 40             | 48           | -74          |

#### United Kingdom

##### 12-months ending September

| Volume (tonnes swt) | Chilled                    |              | Frozen                     |              | Total                      |              |
|---------------------|----------------------------|--------------|----------------------------|--------------|----------------------------|--------------|
|                     | 12-months ending September | Y-O-Y % chg. | 12-months ending September | Y-O-Y % chg. | 12-months ending September | Y-O-Y % chg. |
| Total               | 2,091                      | -43          | 67                         | -37          | 2,158                      | -43          |
| Grainfed            | 1,672                      | -38          | 67                         | -32          | 1,739                      | -38          |
| Grassfed            | 419                        | -59          | -                          | -100         | 419                        | -59          |

##### Calendar year-to-September

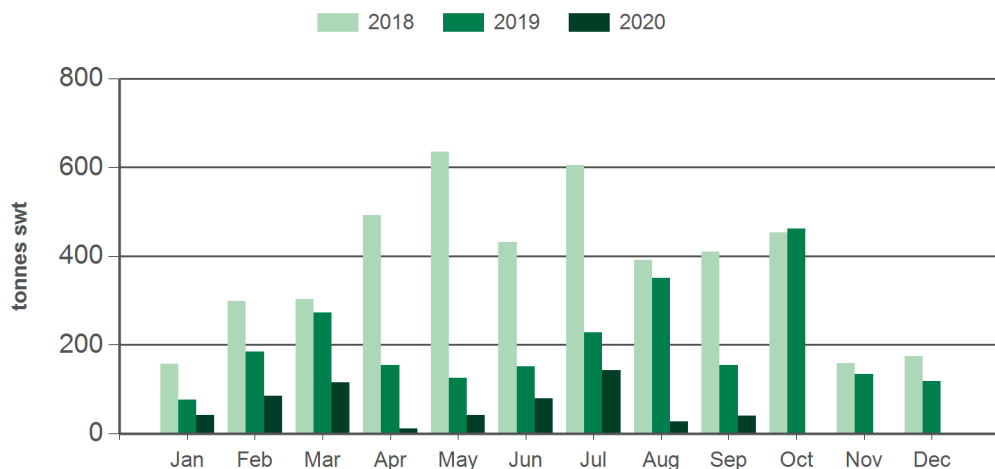
| Chilled  |              | Frozen   |              | Total    |              |
|----------|--------------|----------|--------------|----------|--------------|
| 2020 YTD | Y-O-Y % chg. | 2020 YTD | Y-O-Y % chg. | 2020 YTD | Y-O-Y % chg. |
| 1,402    | -50          | 39       | -46          | 1,441    | -50          |
| 1,214    | -42          | 39       | -39          | 1,253    | -42          |
| 187      | -74          | -        | -            | 187      | -74          |

##### Month of September

| Chilled        |              |              | Frozen         |              |              | Total          |              |              |
|----------------|--------------|--------------|----------------|--------------|--------------|----------------|--------------|--------------|
| 2020 September | M-O-M % chg. | Y-O-Y % chg. | 2020 September | M-O-M % chg. | Y-O-Y % chg. | 2020 September | M-O-M % chg. | Y-O-Y % chg. |
| 146            | 65           | -50          | -              | -            | -            | 146            | 65           | -52          |
| 138            | 95           | -31          | -              | -            | -            | 138            | 95           | -35          |
| 8              | -54          | -91          | -              | -            | -            | 8              | -54          | -91          |

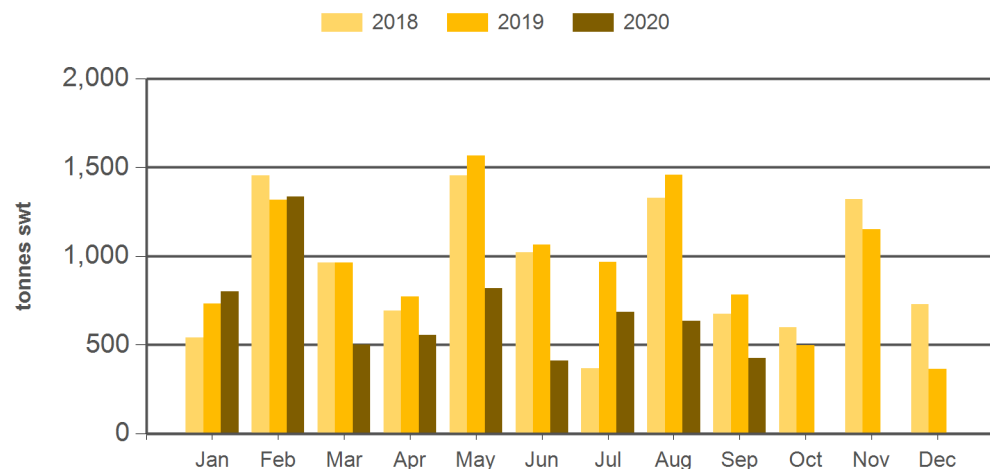
Source: DAWR. SWT = Shipped weight. YTD = Calendar year-to-September. Y-O-Y = Year-on-year. M-O-M = Month-on-month. Grainfed is the prefix for grainfed beef. Grassfed is the prefix for grassfed beef. For further information email [globalindustryinsights@mla.com.au](mailto:globalindustryinsights@mla.com.au).

### Monthly grassfed beef exports to the EU



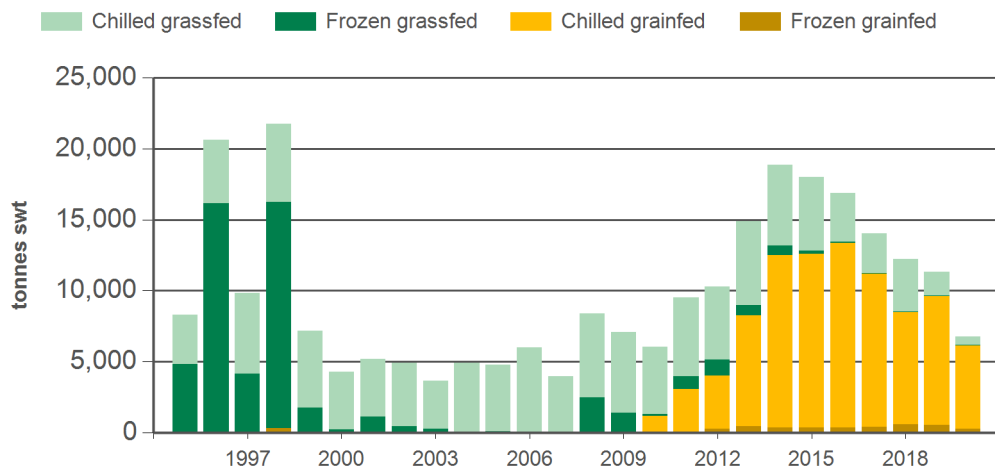
Source: DAWR, Prepared by MLA

### Monthly grainfed beef exports to the EU



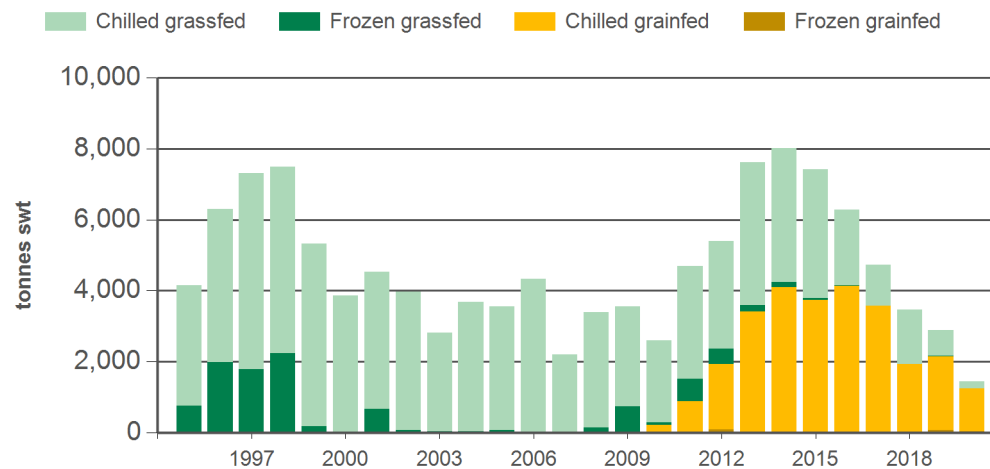
Source: DAWR, Prepared by MLA

### Year-to-September beef exports to the EU



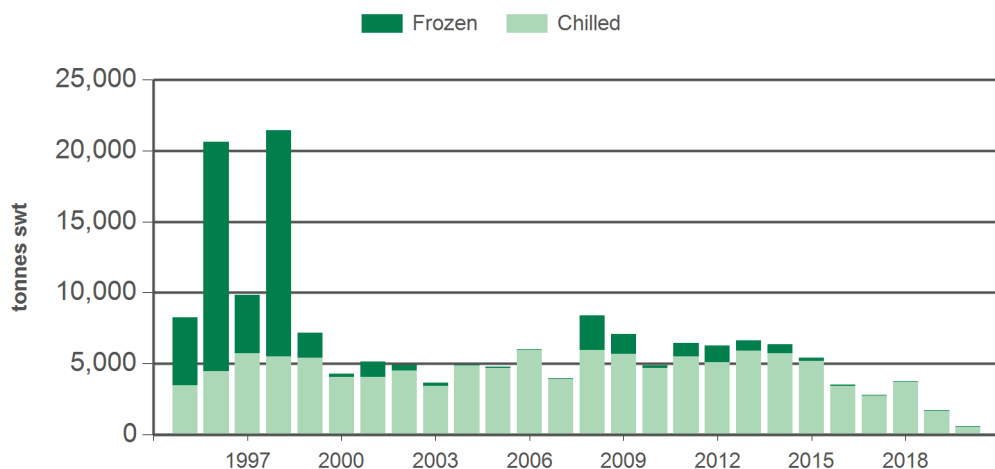
Source: DAWR, Prepared by MLA

### Year-to-September beef exports to the UK



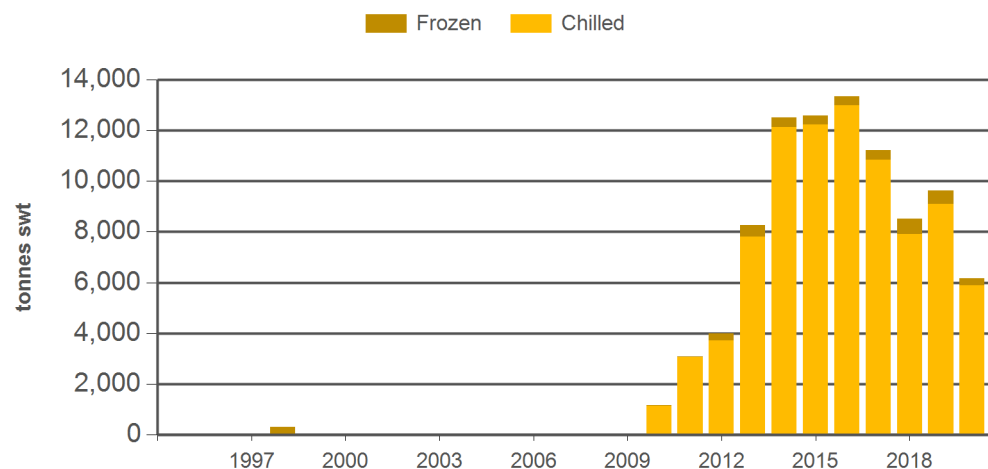
Source: DAWR, Prepared by MLA

#### Year-to-September grassfed beef exports to the EU



Source: DAWR, Prepared by MLA

#### Year-to-September grainfed beef exports to the EU



Source: DAWR, Prepared by MLA

#### Historical beef exports to the European Union (UK inclusive) - Calendar year totals

| Volume (tonnes swt) | 2005  | 2006  | 2007  | 2008   | 2009  | 2010  | 2011   | 2012   | 2013   | 2014   | 2015   | 2016   | 2017   | 2018   | 2019   | 2020 YTD | Y-O-Y % chg. |
|---------------------|-------|-------|-------|--------|-------|-------|--------|--------|--------|--------|--------|--------|--------|--------|--------|----------|--------------|
| Total               | 6,469 | 8,457 | 5,953 | 11,876 | 9,307 | 9,885 | 12,836 | 14,949 | 19,927 | 24,619 | 23,445 | 20,841 | 17,873 | 15,666 | 14,058 | 6,753    | -40          |
| Grainfed            | 28    | 0     | 8     | 37     | 13    | 2,546 | 4,224  | 6,263  | 11,502 | 16,483 | 16,128 | 15,980 | 13,897 | 11,153 | 11,645 | 6,169    | -36          |
| Grassfed            | 6,441 | 8,456 | 5,945 | 11,839 | 9,294 | 7,339 | 8,612  | 8,686  | 8,425  | 8,135  | 7,317  | 4,862  | 3,977  | 4,513  | 2,414  | 584      | -66          |

#### Historical beef exports to the United Kingdom - Calendar year totals

| Volume (tonnes swt) | 2005  | 2006  | 2007  | 2008  | 2009  | 2010  | 2011  | 2012  | 2013   | 2014   | 2015  | 2016  | 2017  | 2018  | 2019  | 2020 YTD | Y-O-Y % chg. |
|---------------------|-------|-------|-------|-------|-------|-------|-------|-------|--------|--------|-------|-------|-------|-------|-------|----------|--------------|
| Total               | 4,922 | 6,307 | 3,487 | 5,468 | 4,881 | 4,878 | 6,698 | 7,710 | 10,204 | 10,595 | 9,460 | 7,699 | 6,041 | 4,395 | 3,604 | 1,441    | -50          |
| Grainfed            | 26    | 0     | 0     | 1     | 4     | 580   | 1,388 | 2,600 | 4,812  | 5,455  | 4,615 | 4,814 | 4,371 | 2,556 | 2,646 | 1,253    | -42          |
| Grassfed            | 4,896 | 6,307 | 3,487 | 5,468 | 4,877 | 4,298 | 5,309 | 5,110 | 5,391  | 5,141  | 4,845 | 2,884 | 1,670 | 1,839 | 958   | 187      | -74          |

Source: DAWR. YTD = Calendar year-to-September. Grainfed is the prefix for grainfed beef. Grassfed is the prefix for grassfed beef. For further information email [globalindustryinsights@mla.com.au](mailto:globalindustryinsights@mla.com.au).