

# Australian beef exports

## Monthly trade summary

### August 2020

#### 12-months ending August

Volume (tonnes swt)	Chilled		Frozen		Total	
	12-months ending August	Y-O-Y % chg.	12-months ending August	Y-O-Y % chg.	12-months ending August	Y-O-Y % chg.
Total	308,214	1	850,837	-1	1,159,051	-1
US	68,131	5	172,904	0	241,035	1
Japan	117,921	-7	154,847	-9	272,769	-8
South Korea	33,412	-1	124,115	-8	157,527	-7
China	36,865	63	236,419	13	273,284	18
Canada	2,476	147	12,494	-22	14,971	-12
Taiwan	5,594	6	20,246	-15	25,840	-11
Indonesia	3,968	-11	50,404	0	54,372	-1
Philippines	990	6	22,308	-22	23,299	-21
EU	9,546	-32	411	-48	9,957	-33
Saudi Arabia	3,016	-13	7,405	-11	10,422	-12
Malaysia	2,322	5	7,196	-2	9,518	0
UAE	5,372	2	3,270	-2	8,642	0
Singapore	4,485	8	5,140	151	9,625	55
Hong Kong	3,615	-5	2,086	22	5,702	3
Thailand	2,605	38	4,966	9	7,571	18
Other	7,893		26,625		34,519	

#### Calendar year-to-August

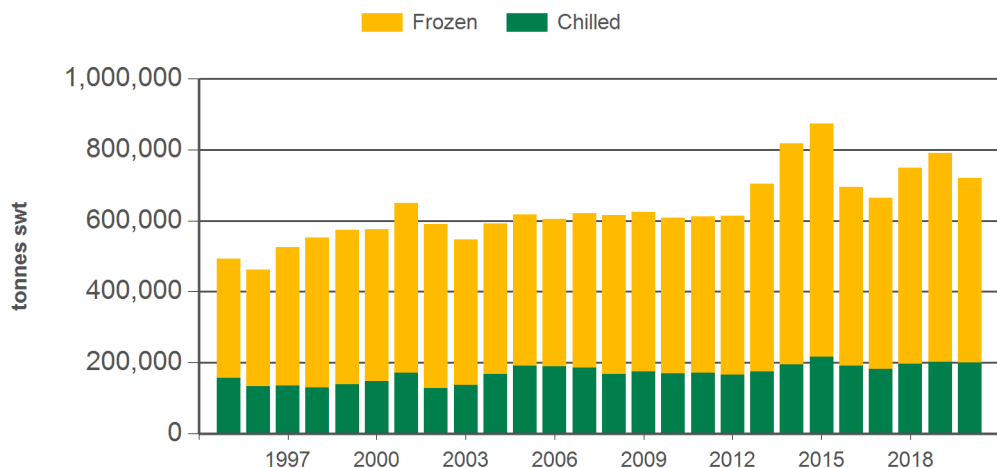
Chilled		Frozen		Total	
2020 YTD	Y-O-Y % chg.	2020 YTD	Y-O-Y % chg.	2020 YTD	Y-O-Y % chg.
201,153	-1	519,335	-12	720,488	-9
45,573	3	111,009	-10	156,582	-6
77,095	-8	101,340	-7	178,435	-8
22,474	5	80,905	-7	103,379	-4
22,545	45	122,912	-22	145,457	-16
2,085	187	7,489	-5	9,574	11
3,563	-2	12,753	-15	16,316	-13
2,686	-19	33,177	-7	35,863	-8
686	18	14,230	-16	14,917	-15
6,007	-39	282	-47	6,289	-39
1,688	-25	4,709	-24	6,397	-24
1,486	2	4,076	-11	5,563	-8
3,364	2	2,162	-11	5,526	-3
2,882	6	4,443	236	7,325	82
2,419	-2	1,654	128	4,074	27
1,809	76	2,241	3	4,050	27
4,791		15,953		20,744	

#### Month of August

Chilled			Frozen			Total		
2020 August	M-O-M % chg.	Y-O-Y % chg.	2020 August	M-O-M % chg.	Y-O-Y % chg.	2020 August	M-O-M % chg.	Y-O-Y % chg.
22,448	-11	-19	55,573	-12	-29	78,021	-12	-27
5,478	-21	-5	12,735	-24	-15	18,213	-23	-12
8,243	-5	-27	11,418	-7	-12	19,661	-6	-19
3,028	4	14	9,939	0	2	12,967	1	4
1,918	-13	-27	9,804	-5	-58	11,722	-7	-55
133	-60	359	608	-55	-53	741	-56	-44
481	22	-15	1,645	2	-27	2,126	6	-25
228	-36	-29	3,255	-19	-40	3,483	-21	-39
102	-17	-24	1,558	-22	-50	1,659	-21	-49
574	-27	-67	89	85	58	663	-20	-63
233	-17	-29	940	78	-6	1,173	45	-12
162	-17	-20	493	6	22	655	-1	8
352	-35	3	345	-43	-13	697	-40	-5
385	32	17	276	27	46	661	30	28
280	-12	-16	175	-50	32	455	-32	-2
215	-38	52	397	64	35	612	4	40
635			1,897			2,533		

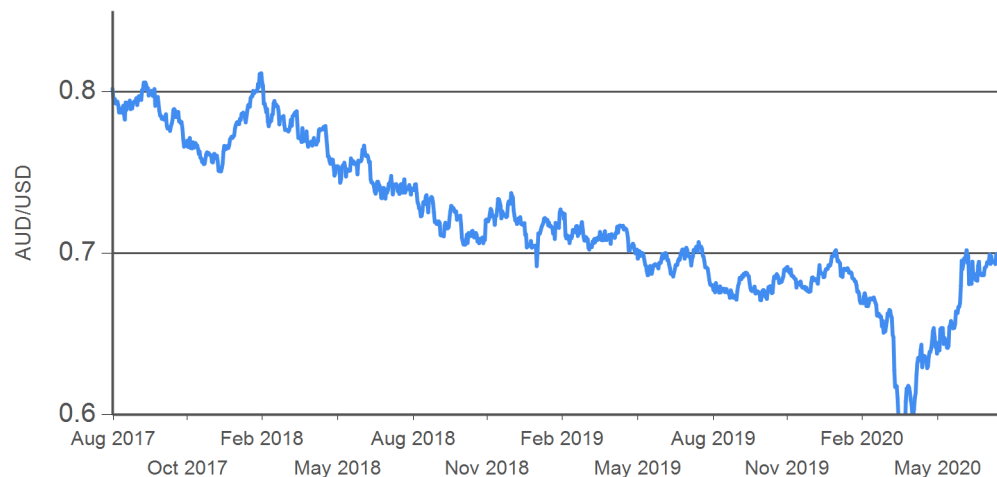
Source: DAWR. SWT = Shipped weight. YTD = Calendar year-to-August. Y-O-Y = Year-on-year. M-O-M = Month-on-month. For further information email [globalindustryinsights@mla.com.au](mailto:globalindustryinsights@mla.com.au).

#### Year-to-August beef exports



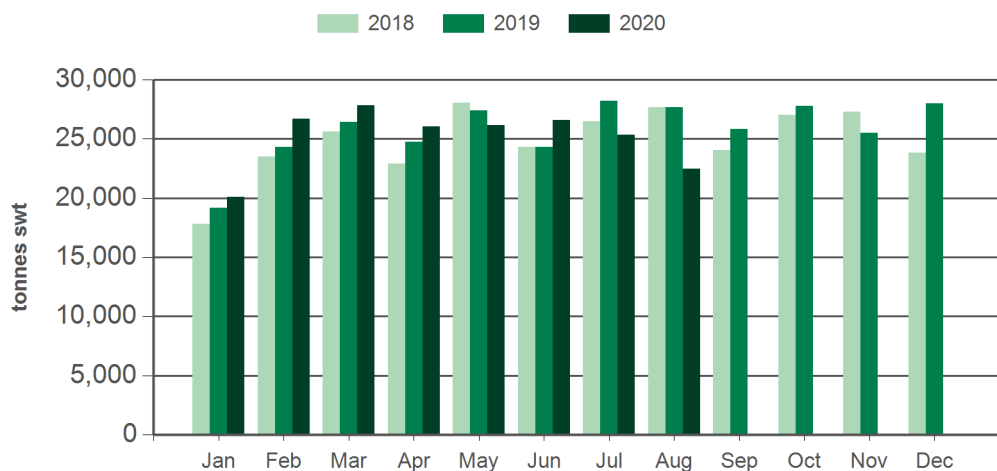
Source: DAWR, Prepared by MLA

#### AUD/USD



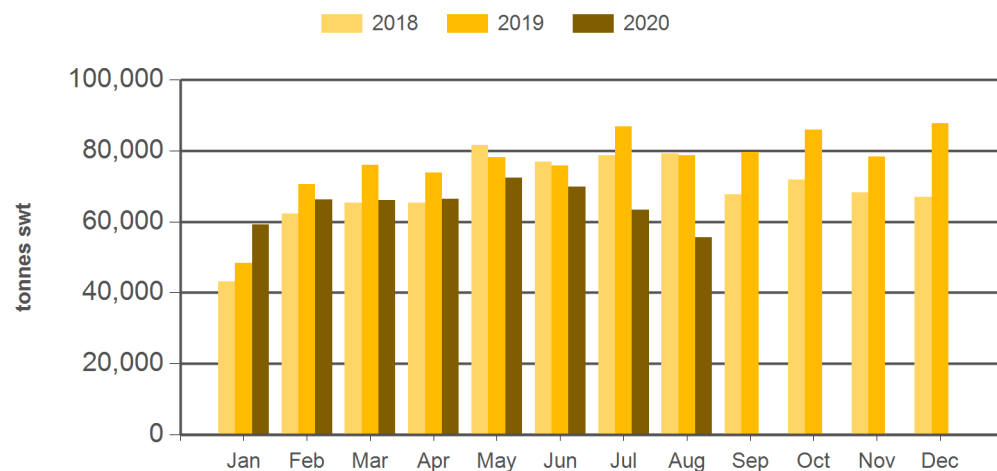
Source: xe.com, Prepared by MLA

#### Monthly chilled beef exports



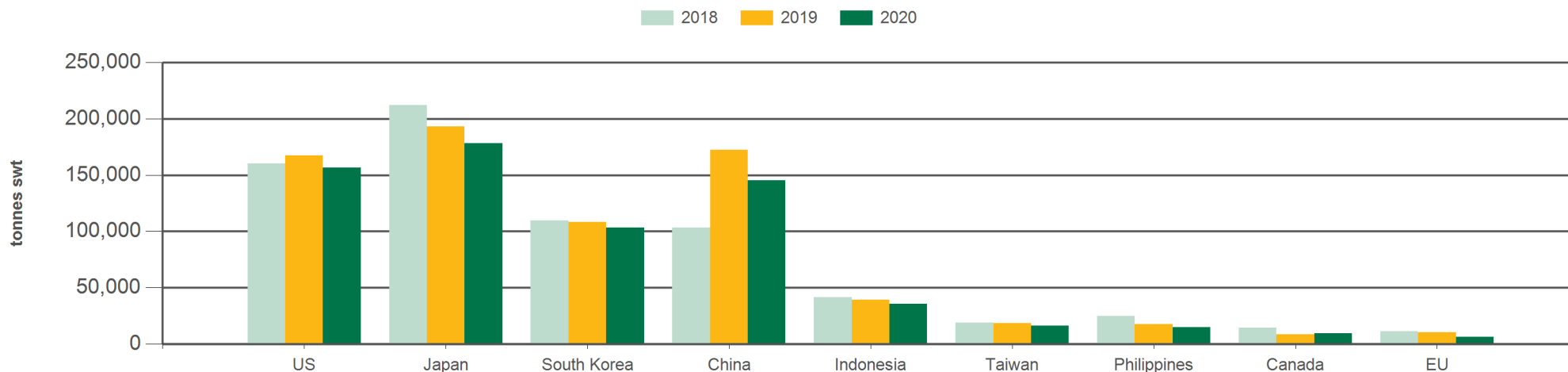
Source: DAWR, Prepared by MLA

#### Monthly frozen beef exports



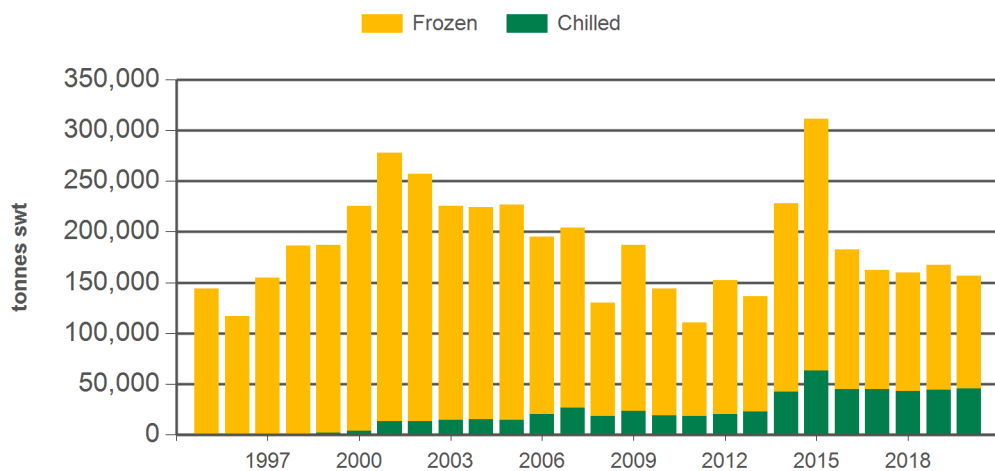
Source: DAWR, Prepared by MLA

#### Year-to-August beef exports



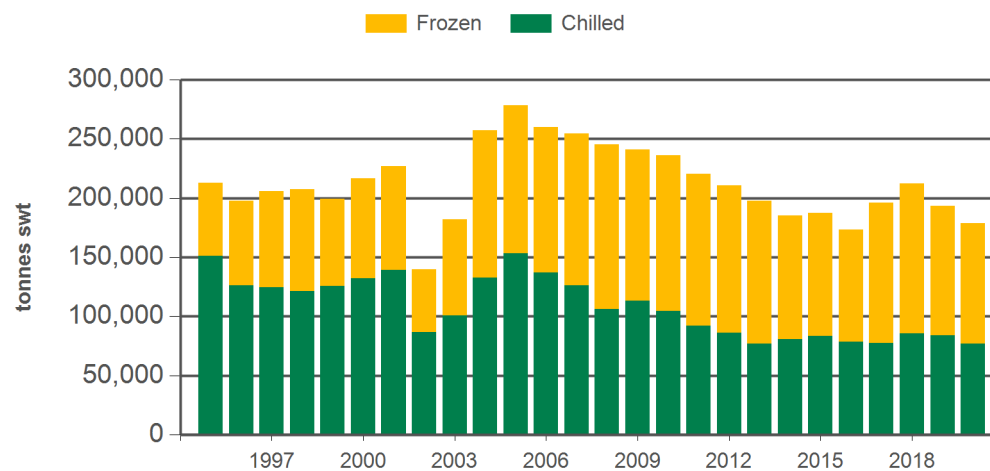
Source: DAWR, Prepared by MLA

#### Year-to-August beef exports to the US



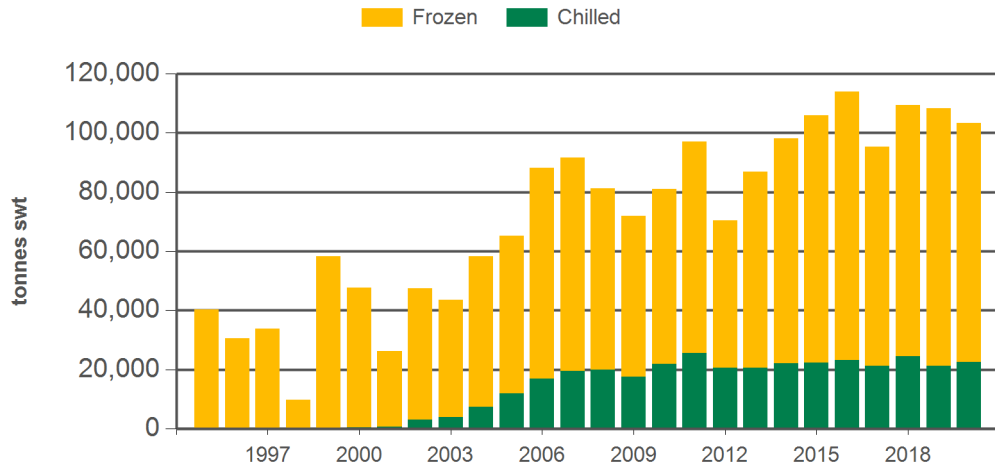
Source: DAWR, Prepared by MLA

#### Year-to-August beef exports to Japan



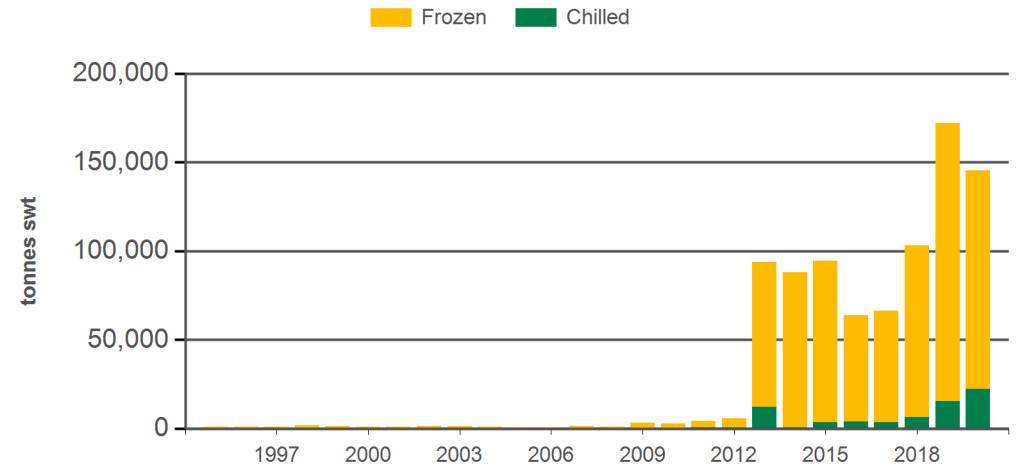
Source: DAWR, Prepared by MLA

#### Year-to-August beef exports to South Korea



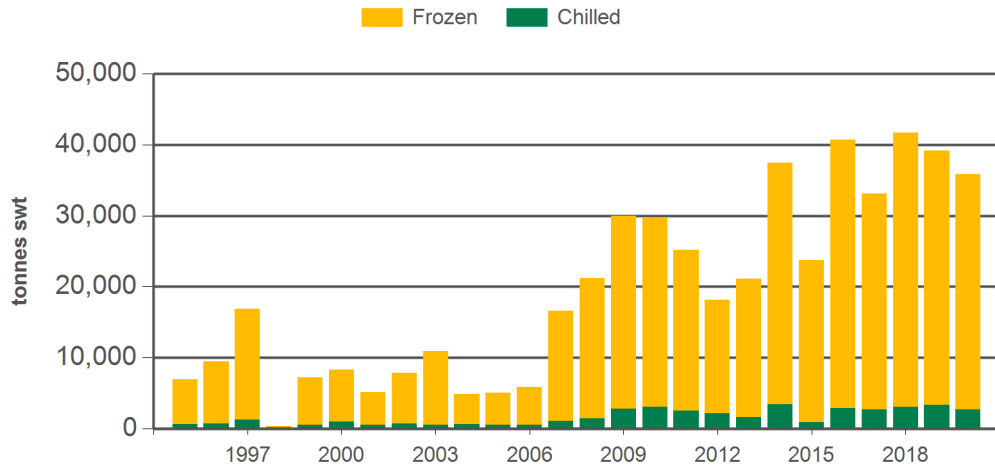
Source: DAWR, Prepared by MLA

#### Year-to-August beef exports to China




Source: DAWR, Prepared by MLA

#### Year-to-August beef exports to Indonesia




Source: DAWR, Prepared by MLA


NEED MORE INFORMATION?



Click here for further prices and market information:  
<http://www.mla.com.au/prices-markets>



To download all historical data, click here to access MLA's statistics database:  
<http://statistics.mla.com.au>



Email [marketinfo@mla.com.au](mailto:marketinfo@mla.com.au) to subscribe to this or any other of MLA's market information reports

**Historical beef exports - Calendar year totals**

Volume (tonnes swt)	2005	2006	2007	2008	2009	2010	2011	2012	2013	2014	2015	2016	2017	2018	2019	2020 YTD	Y-O-Y % chg.
Total	909,396	953,933	941,421	957,482	927,279	922,833	949,195	963,782	1,099,487	1,287,012	1,285,073	1,018,105	1,014,915	1,125,657	1,228,968	720,488	-9
US	319,752	295,267	296,099	234,779	251,479	185,035	167,820	224,111	212,703	397,889	415,951	242,013	234,112	231,187	251,822	156,582	-6
Japan	405,085	405,796	377,866	364,304	356,569	356,213	342,188	308,540	288,796	293,780	285,224	264,325	292,364	315,891	287,497	178,435	-8
South Korea	106,444	149,663	148,933	127,207	115,482	124,161	146,347	125,957	144,365	150,918	166,588	179,854	148,552	170,373	162,344	103,379	-4
China	1,012	849	2,146	2,682	5,287	5,600	7,754	32,906	154,833	124,586	148,222	94,040	110,059	162,683	300,133	145,457	-16
Canada	7,618	9,609	12,311	8,543	12,319	6,949	10,148	15,661	17,898	32,972	42,575	19,316	19,954	22,990	13,997	9,574	11
Taiwan	30,305	28,601	29,120	27,099	31,290	30,821	36,748	38,280	35,703	36,419	30,448	31,385	31,110	29,438	28,241	16,316	-13
Indonesia	8,762	12,153	26,788	33,018	51,815	48,436	39,590	27,097	39,418	53,140	39,134	61,676	49,698	57,349	57,637	35,863	-8
Philippines	2,951	1,937	3,416	14,143	16,960	19,205	20,998	25,718	26,992	34,352	25,352	29,431	33,267	36,788	25,844	14,917	-15
EU	6,469	8,457	5,953	11,876	9,307	9,885	12,836	14,949	19,927	24,619	23,445	20,841	17,873	15,666	14,058	6,289	-39
Saudi Arabia	319	971	897	3,650	2,981	3,390	6,017	5,241	31,126	32,213	29,629	11,271	9,607	9,242	12,496	6,397	-24
Malaysia	2,348	2,031	3,303	6,183	8,027	11,701	14,436	15,544	15,935	13,105	12,344	10,391	10,631	10,840	9,986	5,563	-8
UAE	1,298	1,352	1,807	4,312	4,417	5,801	7,431	7,640	7,987	8,777	9,871	8,753	8,611	8,729	8,839	5,526	-3
Singapore	1,893	3,205	5,534	8,061	7,472	7,622	9,659	14,087	10,564	10,094	8,767	6,967	5,772	6,109	6,336	7,325	82
Hong Kong	1,787	1,757	2,361	3,231	7,491	7,040	8,869	6,340	5,070	14,739	6,655	4,494	7,691	6,384	4,825	4,074	27
Thailand	984	1,391	1,541	1,426	1,595	1,834	2,499	2,789	4,263	5,422	5,897	5,565	5,903	6,381	6,721	4,050	27
Other	12,369	30,894	23,347	106,968	44,788	99,141	115,854	98,923	83,909	53,987	34,970	27,785	29,711	35,607	38,190	20,744	

Source: DAWR. SWT = Shipped weight. YTD = Calendar year-to-August. Y-O-Y = Year-on-year. For further information email [globalindustryinsights@mla.com.au](mailto:globalindustryinsights@mla.com.au).