

# Australian beef exports to South East Asia

## Monthly trade summary

### August 2020

#### 12-months ending August

Volume (tonnes swt)	Chilled		Frozen		Total	
	12-months ending August	Y-O-Y % chg.	12-months ending August	Y-O-Y % chg.	12-months ending August	Y-O-Y % chg.
Total	16,085	4	102,624	-3	118,709	-2
Indonesia	3,968	-11	50,404	0	54,372	-1
Philippines	990	6	22,308	-22	23,299	-21
Malaysia	2,322	5	7,196	-2	9,518	0
Singapore	4,485	8	5,140	151	9,625	55
Thailand	2,605	38	4,966	9	7,571	18
Vietnam	1,521	15	11,879	2	13,401	4
Other	193		730		923	

#### Calendar year-to-August

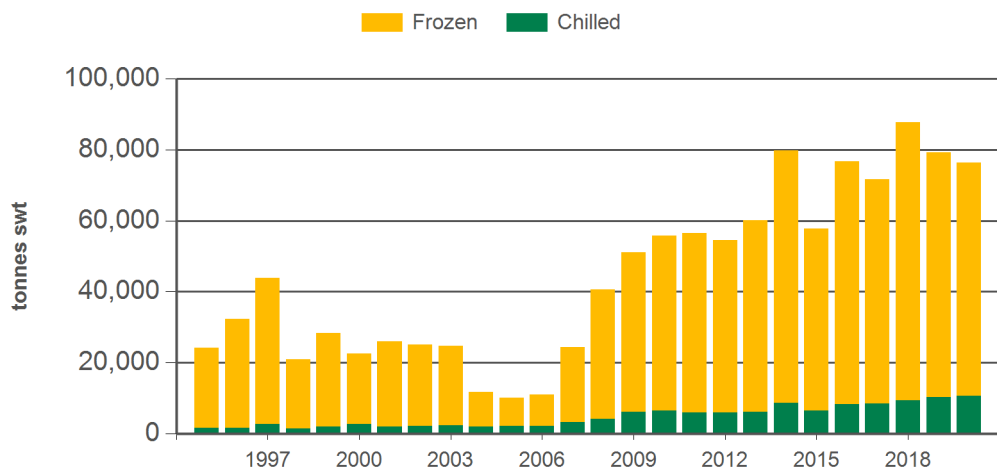
Chilled		Frozen		Total	
2020 YTD	Y-O-Y % chg.	2020 YTD	Y-O-Y % chg.	2020 YTD	Y-O-Y % chg.
10,611	3	65,676	-5	76,287	-4
2,686	-19	33,177	-7	35,863	-8
686	18	14,230	-16	14,917	-15
1,486	2	4,076	-11	5,563	-8
2,882	6	4,443	236	7,325	82
1,809	76	2,241	3	4,050	27
920	5	7,014	-7	7,934	-6
143		493		636	

#### Month of August

Chilled			Frozen			Total		
2020 August	M-O-M % chg.	Y-O-Y % chg.	2020 August	M-O-M % chg.	Y-O-Y % chg.	2020 August	M-O-M % chg.	Y-O-Y % chg.
1,308	-7	0	7,026	-15	-36	8,334	-14	-32
228	-36	-29	3,255	-19	-40	3,483	-21	-39
102	-17	-24	1,558	-22	-50	1,659	-21	-49
162	-17	-20	493	6	22	655	-1	8
385	32	17	276	27	46	661	30	28
215	-38	52	397	64	35	612	4	40
208	137	51	1,021	-21	-31	1,228	-11	-24
7			28			35		

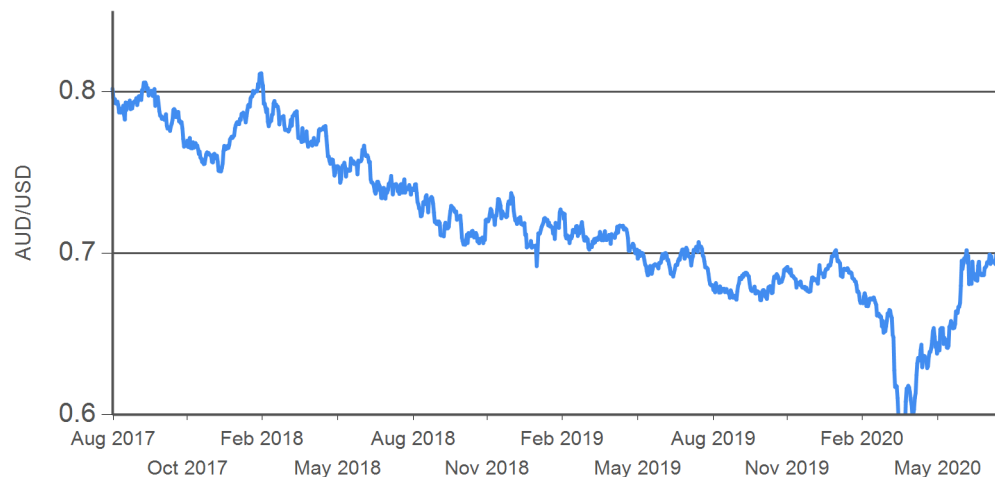
Source: DAWR. SWT = Shipped weight. YTD = Calendar year-to-August. Y-O-Y = Year-on-year. M-O-M = Month-on-month. For further information email [globalindustryinsights@mla.com.au](mailto:globalindustryinsights@mla.com.au).

#### Year-to-August beef exports to South East Asia



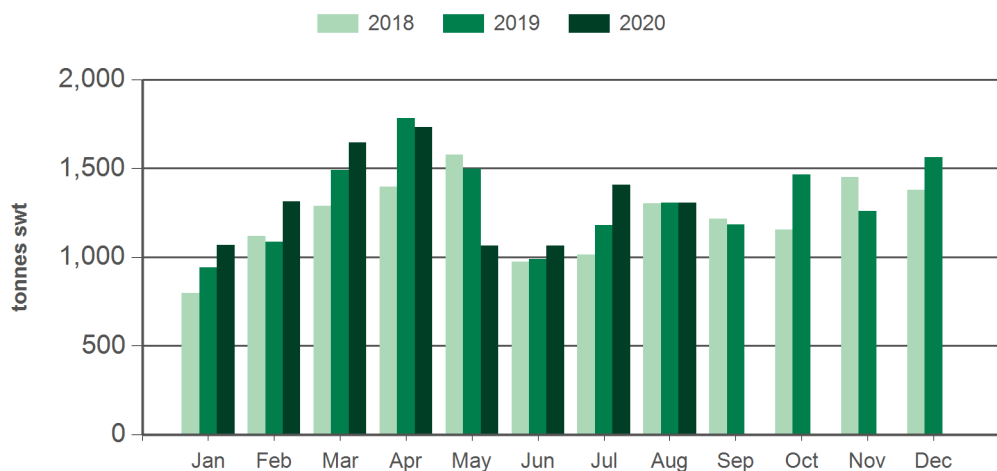
Source: DAWR, Prepared by MLA

#### AUD/USD



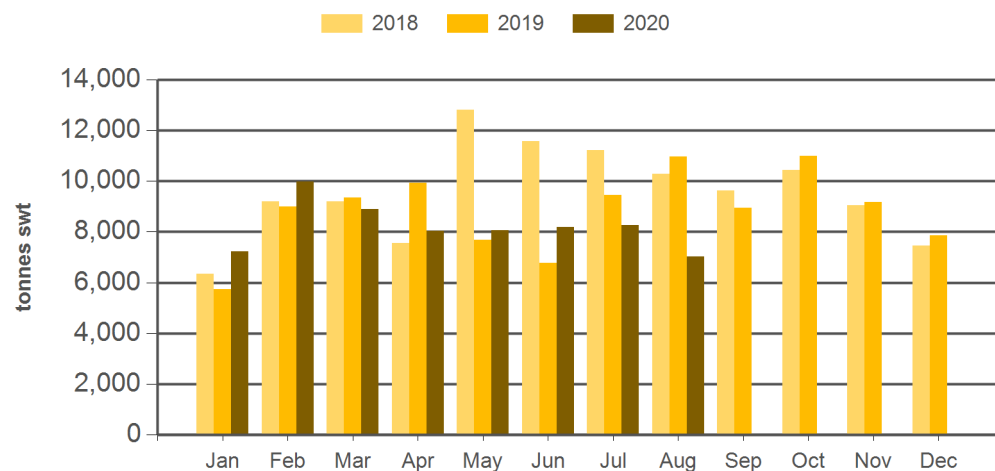
Source: xe.com, Prepared by MLA

#### Monthly chilled beef exports to South East Asia



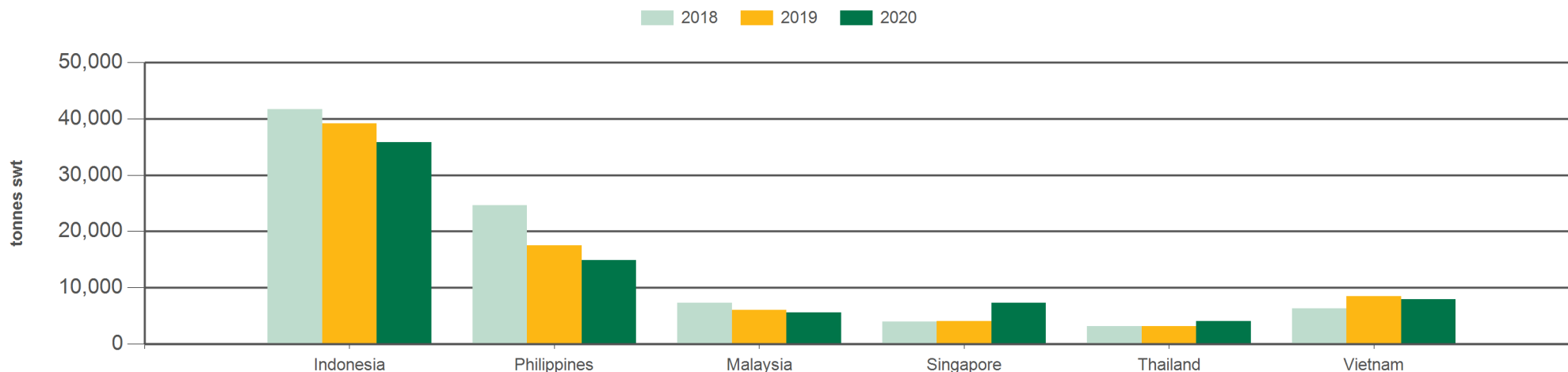
Source: DAWR, Prepared by MLA

#### Monthly frozen beef exports to South East Asia



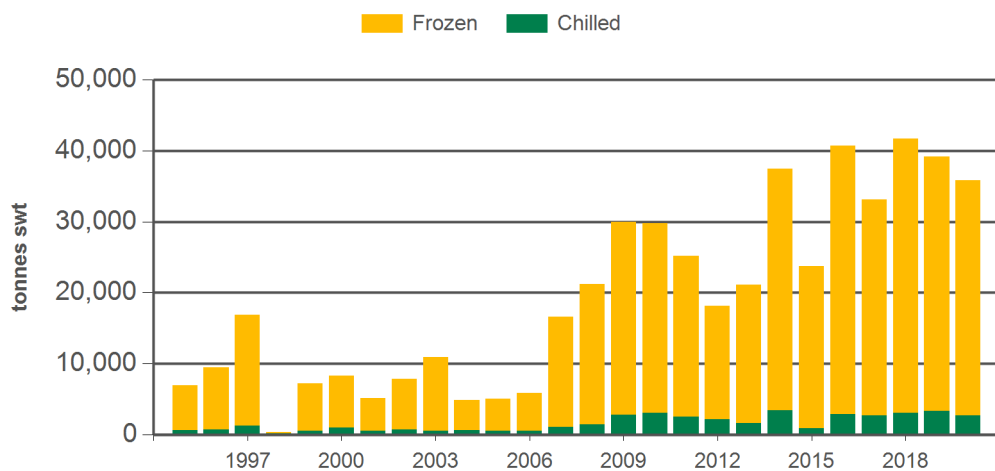
Source: DAWR, Prepared by MLA

#### Year-to-August beef exports to South East Asia



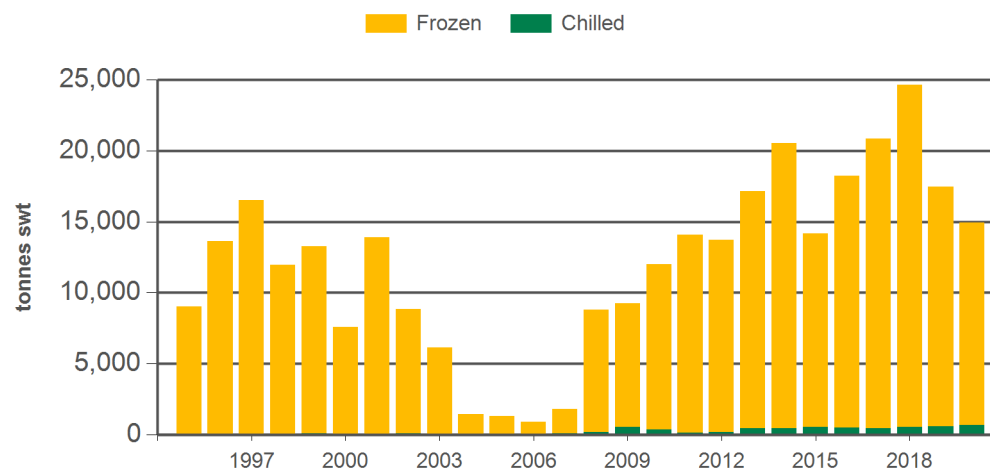
Source: DAWR, Prepared by MLA

#### Year-to-August beef exports to the Indonesia



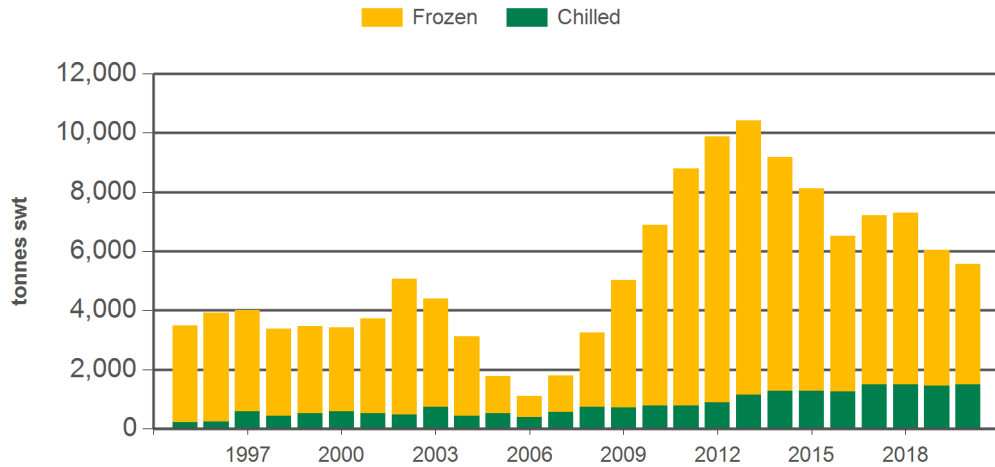
Source: DAWR, Prepared by MLA

#### Year-to-August beef exports to the Philippines



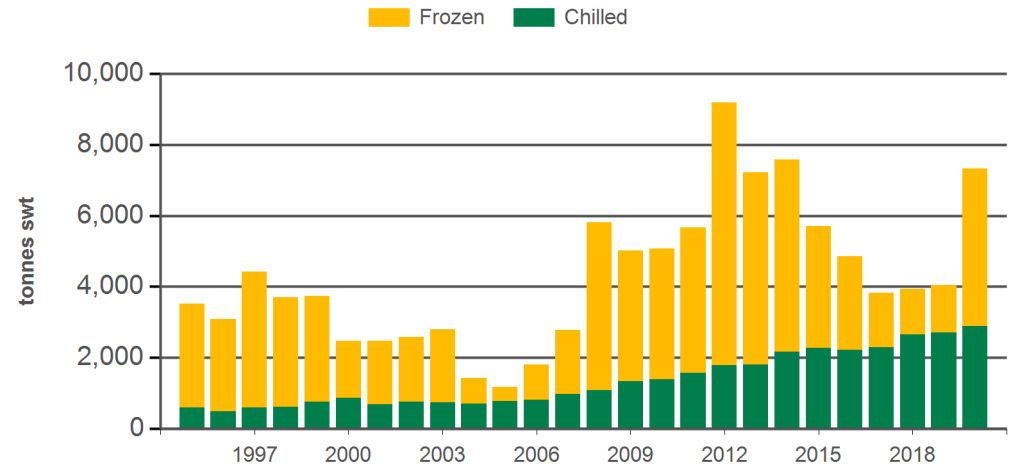
Source: DAWR, Prepared by MLA

#### Year-to-August beef exports to Malaysia



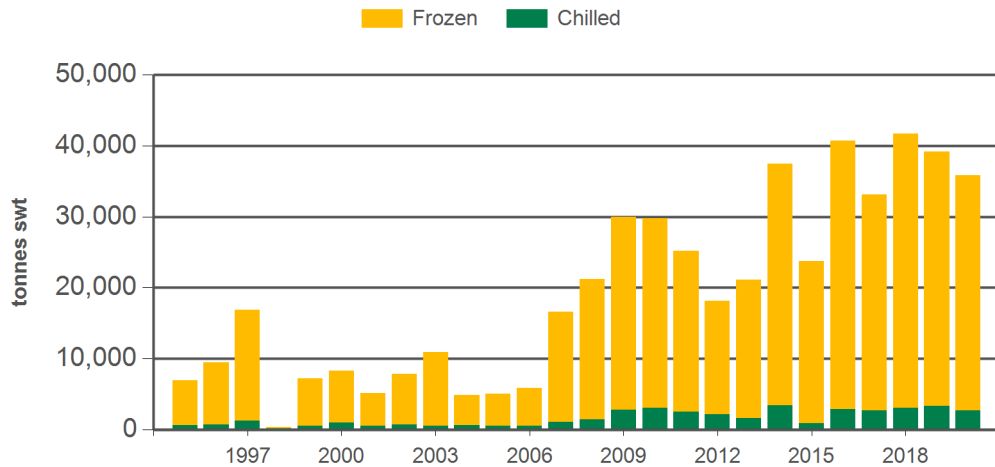
Source: DAWR, Prepared by MLA

#### Year-to-August beef exports to Singapore




Source: DAWR, Prepared by MLA

#### Year-to-August beef exports to Indonesia




Source: DAWR, Prepared by MLA


NEED MORE INFORMATION?



Click here for further prices and market information:  
<http://www.mla.com.au/prices-markets>



To download all historical data, click here to access MLA's statistics database:  
<http://statistics.mla.com.au>



Email [marketinfo@mla.com.au](mailto:marketinfo@mla.com.au) to subscribe to this or any other of MLA's market information reports

#### Historical beef exports - Calendar year totals

Volume (tonnes swt)	2005	2006	2007	2008	2009	2010	2011	2012	2013	2014	2015	2016	2017	2018	2019	2020 YTD	Y-O-Y % chg.
Total	17,189	21,313	41,233	63,862	87,069	90,277	89,351	88,036	100,461	119,939	96,271	119,879	111,219	129,387	121,592	76,287	-4
Indonesia	8,762	12,153	26,788	33,018	51,815	48,436	39,590	27,097	39,418	53,140	39,134	61,676	49,698	57,349	57,637	35,863	-8
Philippines	2,951	1,937	3,416	14,143	16,960	19,205	20,998	25,718	26,992	34,352	25,352	29,431	33,267	36,788	25,844	14,917	-15
Malaysia	2,348	2,031	3,303	6,183	8,027	11,701	14,436	15,544	15,935	13,105	12,344	10,391	10,631	10,840	9,986	5,563	-8
Singapore	1,893	3,205	5,534	8,061	7,472	7,622	9,659	14,087	10,564	10,094	8,767	6,967	5,772	6,109	6,336	7,325	82
Thailand	984	1,391	1,541	1,426	1,595	1,834	2,499	2,789	4,263	5,422	5,897	5,565	5,903	6,381	6,721	4,050	27
Vietnam	228	371	499	764	926	977	1,475	2,212	2,278	2,902	3,721	4,942	5,051	10,795	13,925	7,934	-6
Other	23	225	152	266	273	502	694	588	1,010	924	1,055	908	898	1,126	1,142	636	

Source: DAWR. SWT = Shipped weight. YTD = Calendar year-to-August. Y-O-Y = Year-on-year. For further information email [globalindustryinsights@mla.com.au](mailto:globalindustryinsights@mla.com.au).