

# Australian beef exports to South East Asia

## Monthly trade summary

### September 2020

#### 12-months ending September

Volume (tonnes swt)	Chilled		Frozen		Total	
	12-months ending September	Y-O-Y % chg.	12-months ending September	Y-O-Y % chg.	12-months ending September	Y-O-Y % chg.
Total	16,261	5	99,561	-5	115,821	-4
Indonesia	3,853	-13	48,784	-4	52,637	-5
Philippines	1,022	17	21,097	-23	22,119	-22
Malaysia	2,307	2	7,085	-5	9,392	-3
Singapore	4,509	7	5,177	156	9,686	55
Thailand	2,685	41	4,951	8	7,636	17
Vietnam	1,671	25	11,754	1	13,425	4
Other	214		713		926	

#### Calendar year-to-September

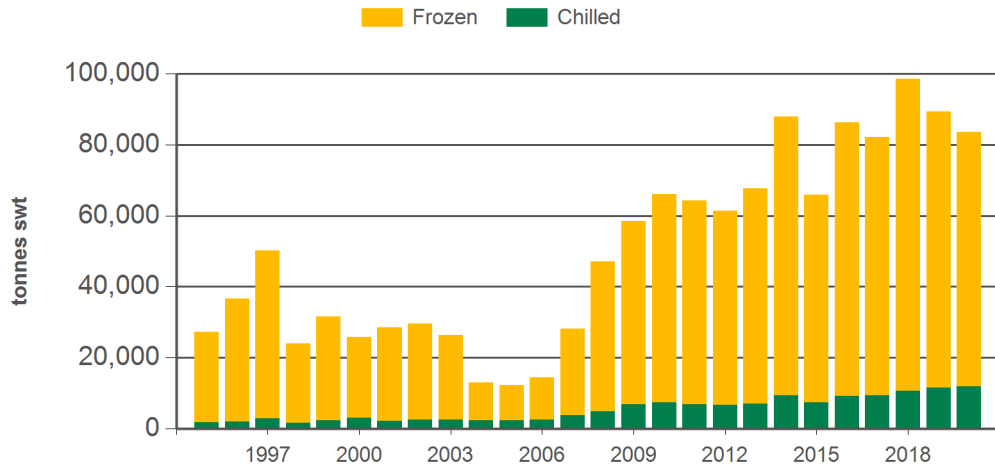
Chilled		Frozen		Total	
2020 YTD	Y-O-Y % chg.	2020 YTD	Y-O-Y % chg.	2020 YTD	Y-O-Y % chg.
11,972	4	71,548	-8	83,520	-6
2,888	-20	35,856	-11	38,744	-11
762	22	15,480	-20	16,242	-19
1,683	1	4,741	-11	6,424	-8
3,233	6	4,638	213	7,872	74
2,041	73	2,554	2	4,595	25
1,194	19	7,772	-8	8,965	-5
171		508		678	

#### Month of September

Chilled			Frozen			Total		
2020 September	M-O-M % chg.	Y-O-Y % chg.	2020 September	M-O-M % chg.	Y-O-Y % chg.	2020 September	M-O-M % chg.	Y-O-Y % chg.
1,361	4	15	5,872	-16	-34	7,233	-13	-29
203	-11	-36	2,679	-18	-38	2,881	-17	-38
75	-26	72	1,250	-20	-49	1,325	-20	-47
197	21	-7	664	35	-14	861	31	-13
352	-9	7	195	-29	23	547	-17	12
232	8	53	313	-21	-5	545	-11	14
274	32	120	757	-26	-14	1,031	-16	2
28			14			42		

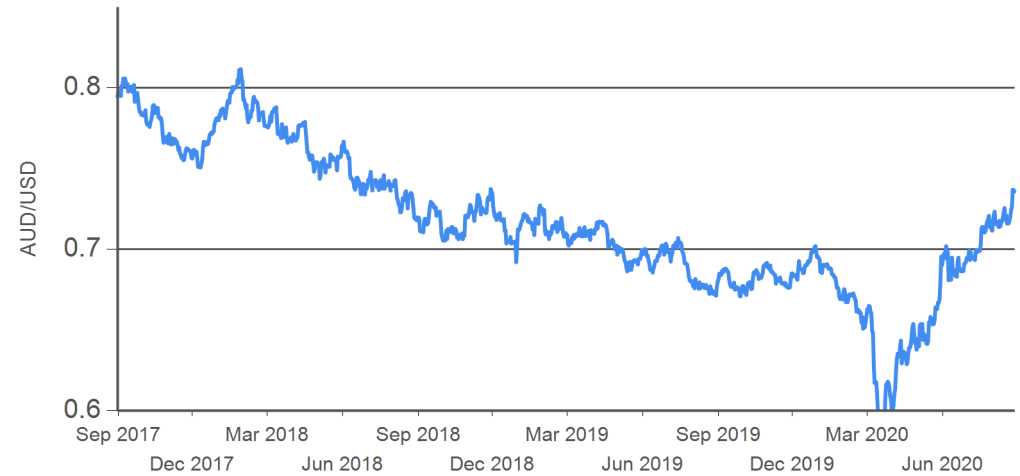
Source: DAWR. SWT = Shipped weight. YTD = Calendar year-to-September. Y-O-Y = Year-on-year. M-O-M = Month-on-month. For further information email [globalindustryinsights@mla.com.au](mailto:globalindustryinsights@mla.com.au).

#### Year-to-September beef exports to South East Asia



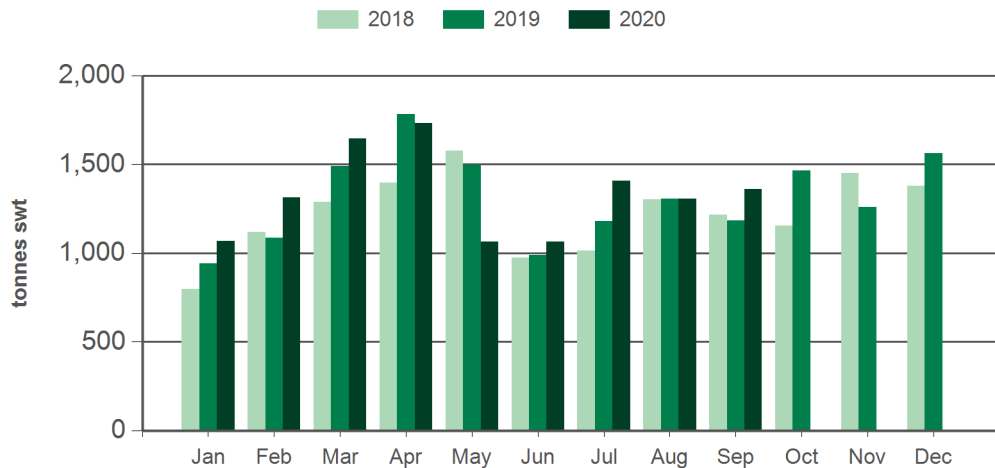
Source: DAWR, Prepared by MLA

#### AUD/USD



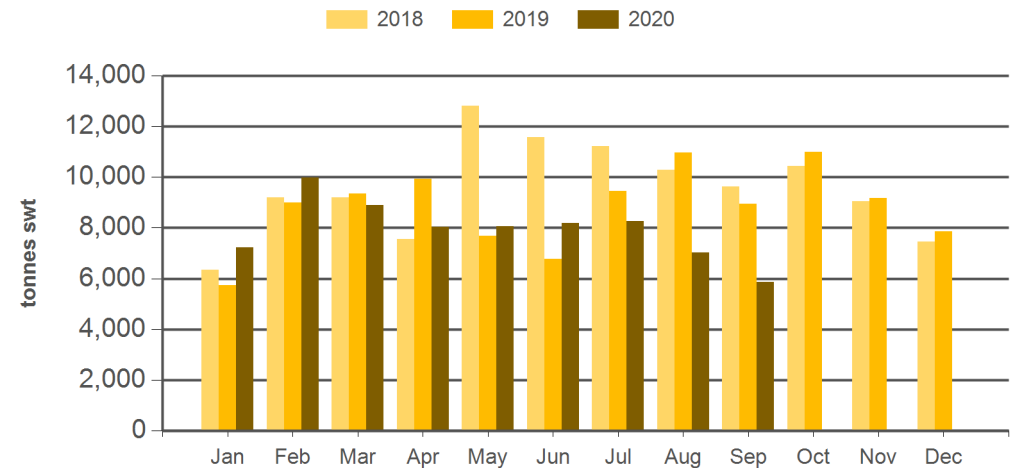
Source: xe.com, Prepared by MLA

#### Monthly chilled beef exports to South East Asia



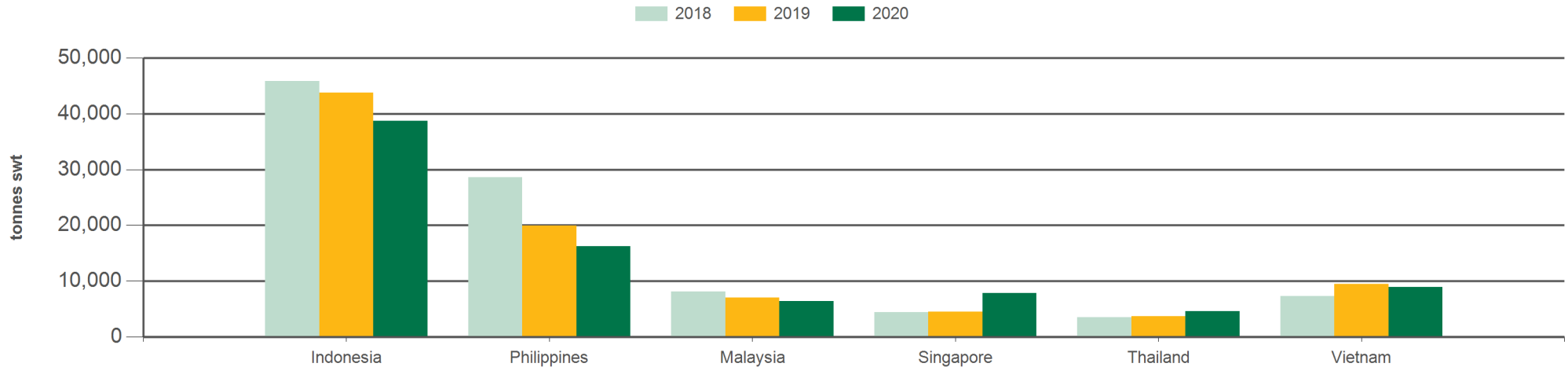
Source: DAWR, Prepared by MLA

#### Monthly frozen beef exports to South East Asia



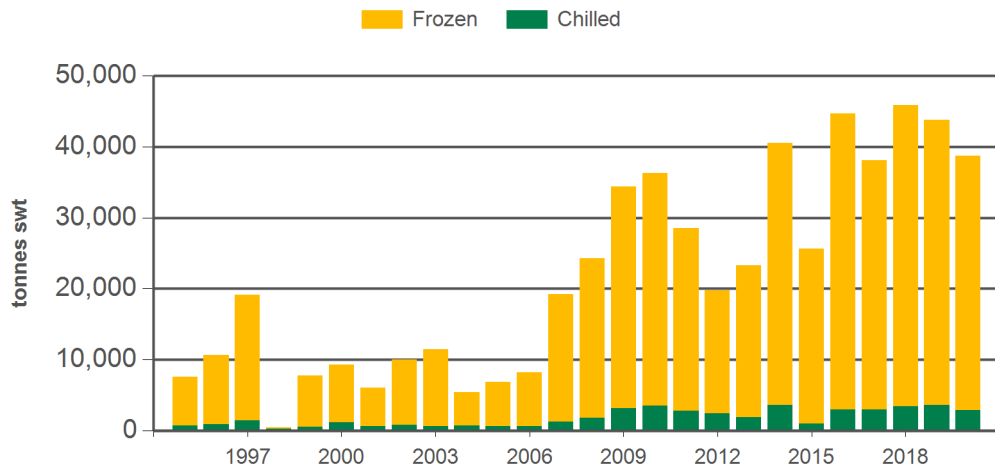
Source: DAWR, Prepared by MLA

### Year-to-September beef exports to South East Asia



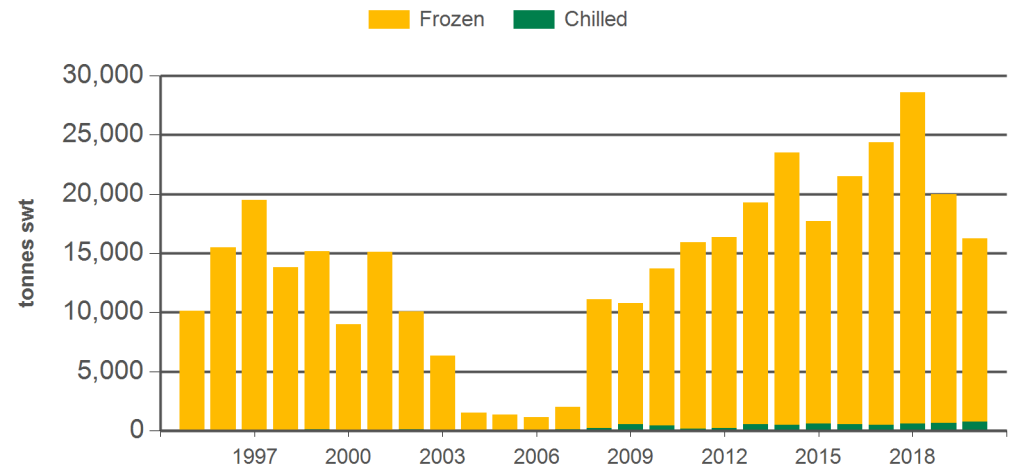
Source: DAWR, Prepared by MLA

### Year-to-September beef exports to the Indonesia



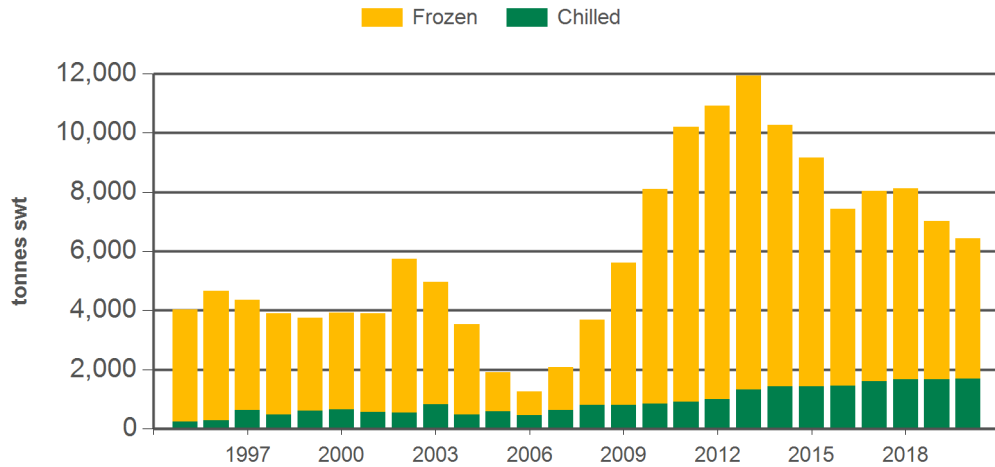
Source: DAWR, Prepared by MLA

### Year-to-September beef exports to the Philippines



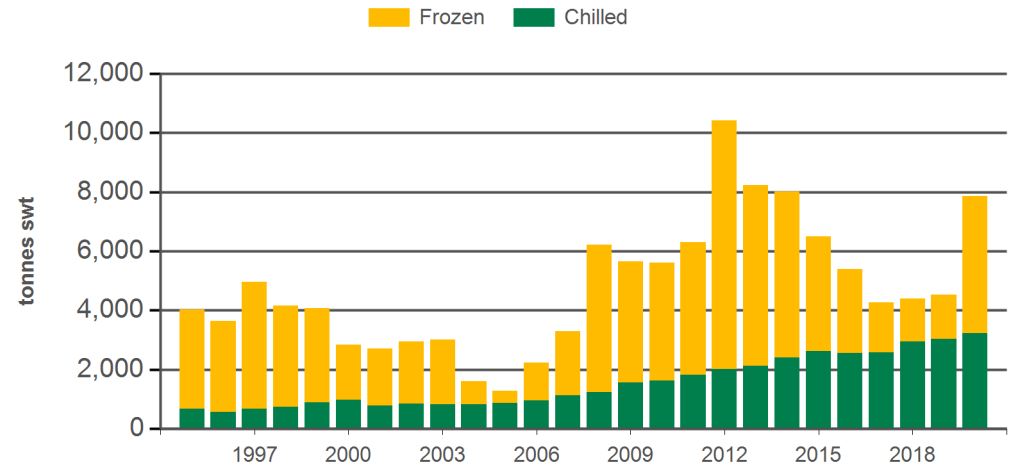
Source: DAWR, Prepared by MLA

#### Year-to-September beef exports to Malaysia



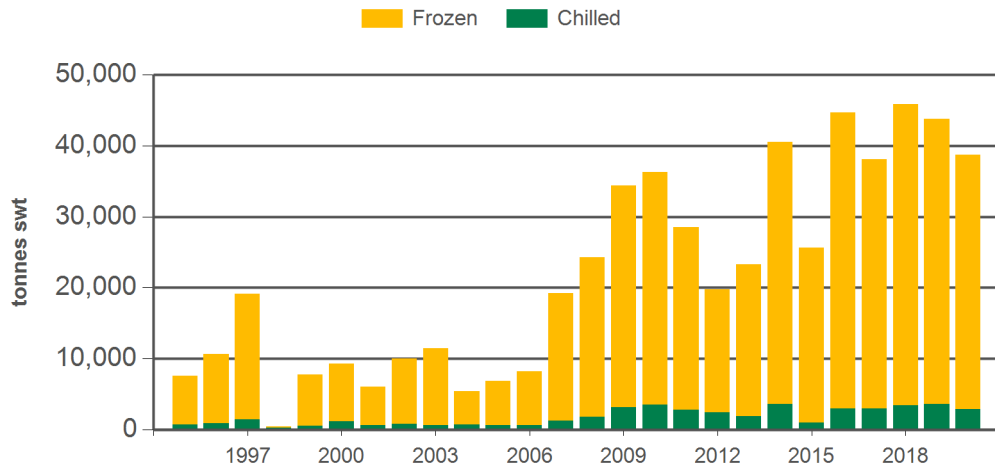
Source: DAWR, Prepared by MLA

#### Year-to-September beef exports to Singapore



Source: DAWR, Prepared by MLA

#### Year-to-September beef exports to Indonesia



Source: DAWR, Prepared by MLA

#### NEED MORE INFORMATION?



Click here for further prices and market information:  
<http://www.mla.com.au/prices-markets>



To download all historical data, click here to access MLA's statistics database:  
<http://statistics.mla.com.au>



Email [marketinfo@mla.com.au](mailto:marketinfo@mla.com.au) to subscribe to this or any other of MLA's market information reports

#### Historical beef exports - Calendar year totals

Volume (tonnes swt)	2005	2006	2007	2008	2009	2010	2011	2012	2013	2014	2015	2016	2017	2018	2019	2020 YTD	Y-O-Y % chg.
Total	17,189	21,313	41,233	63,862	87,069	90,277	89,351	88,036	100,461	119,939	96,271	119,879	111,219	129,387	121,592	83,520	-6
Indonesia	8,762	12,153	26,788	33,018	51,815	48,436	39,590	27,097	39,418	53,140	39,134	61,676	49,698	57,349	57,637	38,744	-11
Philippines	2,951	1,937	3,416	14,143	16,960	19,205	20,998	25,718	26,992	34,352	25,352	29,431	33,267	36,788	25,844	16,242	-19
Malaysia	2,348	2,031	3,303	6,183	8,027	11,701	14,436	15,544	15,935	13,105	12,344	10,391	10,631	10,840	9,986	6,424	-8
Singapore	1,893	3,205	5,534	8,061	7,472	7,622	9,659	14,087	10,564	10,094	8,767	6,967	5,772	6,109	6,336	7,872	74
Thailand	984	1,391	1,541	1,426	1,595	1,834	2,499	2,789	4,263	5,422	5,897	5,565	5,903	6,381	6,721	4,595	25
Vietnam	228	371	499	764	926	977	1,475	2,212	2,278	2,902	3,721	4,942	5,051	10,795	13,925	8,965	-5
Other	23	225	152	266	273	502	694	588	1,010	924	1,055	908	898	1,126	1,142	678	

Source: DAWR. SWT = Shipped weight. YTD = Calendar year-to-September. Y-O-Y = Year-on-year. For further information email [globalindustryinsights@mla.com.au](mailto:globalindustryinsights@mla.com.au).