

# Australian beef exports to South Korea

## Monthly trade summary

### August 2020

#### 12-months ending August

Volume (tonnes swt)	Chilled		Frozen		Total	
	12-months ending August	Y-O-Y % chg.	12-months ending August	Y-O-Y % chg.	12-months ending August	Y-O-Y % chg.
<b>Total</b>	33,412	-1	124,115	-8	157,527	-7
<b>Grainfed</b>	24,493	-1	31,330	2	55,823	1
<b>Grassfed</b>	8,919	1	92,785	-12	101,704	-11

#### Calendar year-to-August

Chilled		Frozen		Total	
2020 YTD	Y-O-Y % chg.	2020 YTD	Y-O-Y % chg.	2020 YTD	Y-O-Y % chg.
22,474	5	80,905	-7	103,379	-4
16,518	6	20,823	4	37,341	5
5,956	3	60,082	-10	66,038	-9

#### Month of August

Chilled			Frozen			Total		
2020 August	M-O-M % chg.	Y-O-Y % chg.	2020 August	M-O-M % chg.	Y-O-Y % chg.	2020 August	M-O-M % chg.	Y-O-Y % chg.
3,028	4	14	9,939	-	2	12,967	1	4
2,185	-	25	3,022	-2	-3	5,207	-1	7
843	20	-7	6,917	2	4	7,760	3	3

#### 12-months ending July

Value ('000 A\$ FOB)	Chilled		Frozen		Total	
	12-months ending July	Y-O-Y % chg.	12-months ending July	Y-O-Y % chg.	12-months ending July	Y-O-Y % chg.
<b>Total</b>	459,444	-2	987,194	-5	1,446,638	-4
<b>Boneless</b>	428,180	-	750,607	-12	1,178,786	-8
<b>Bone-in</b>	31,264	-24	236,569	25	267,833	16
<b>Carcase</b>	-	-100	18		18	-96

#### Calendar year-to-July

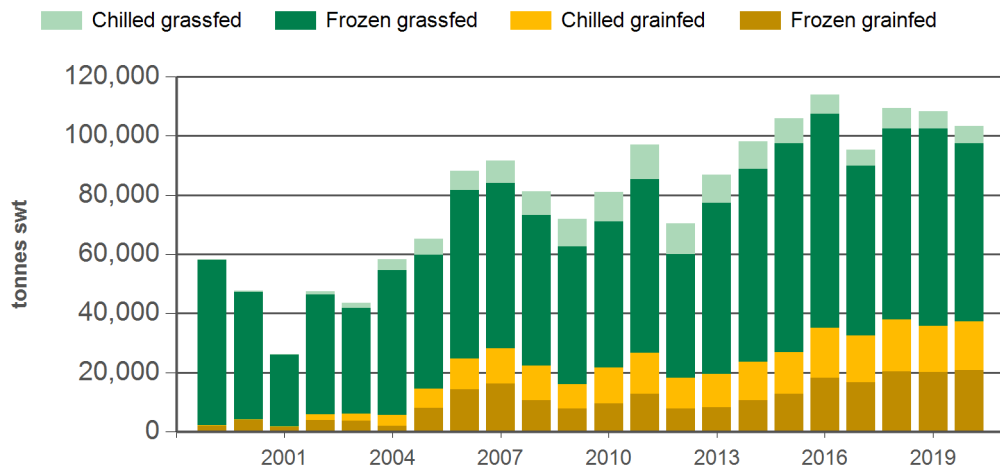
Chilled		Frozen		Total	
2020 YTD	Y-O-Y % chg.	2020 YTD	Y-O-Y % chg.	2020 YTD	Y-O-Y % chg.
260,533	3	578,987	-1	839,521	-
245,035	5	434,328	-8	679,363	-4
15,498	-19	144,660	27	160,158	20
-	-	-	-	-	-

#### Month of July

Chilled			Frozen			Total		
2020 July	M-O-M % chg.	Y-O-Y % chg.	2020 July	M-O-M % chg.	Y-O-Y % chg.	2020 July	M-O-M % chg.	Y-O-Y % chg.
36,735	-6	-7	82,065	-6	-14	118,800	-6	-12
34,777	-6	-3	62,855	-4	-18	97,632	-5	-14
1,958	-17	-47	19,210	-12	1	21,168	-13	-6
-	-	-	-	-	-	-	-	-

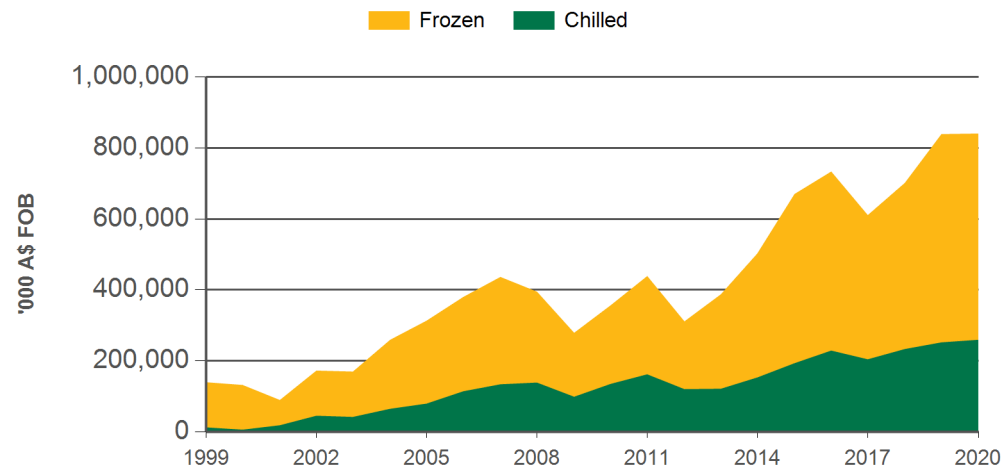
Source: DAWR, ABS. SWT = Shipped weight. Volume YTD = Calendar year-to-August. Value YTD = Calendar year-to-July. Y-O-Y = Year-on-year. M-O-M = Month-on-month. Grainfed is the prefix for grainfed beef. Grassfed is the prefix for grassfed beef. For further information email [globalindustryinsights@mla.com.au](mailto:globalindustryinsights@mla.com.au).

#### Year-to-August beef exports to South Korea - volume



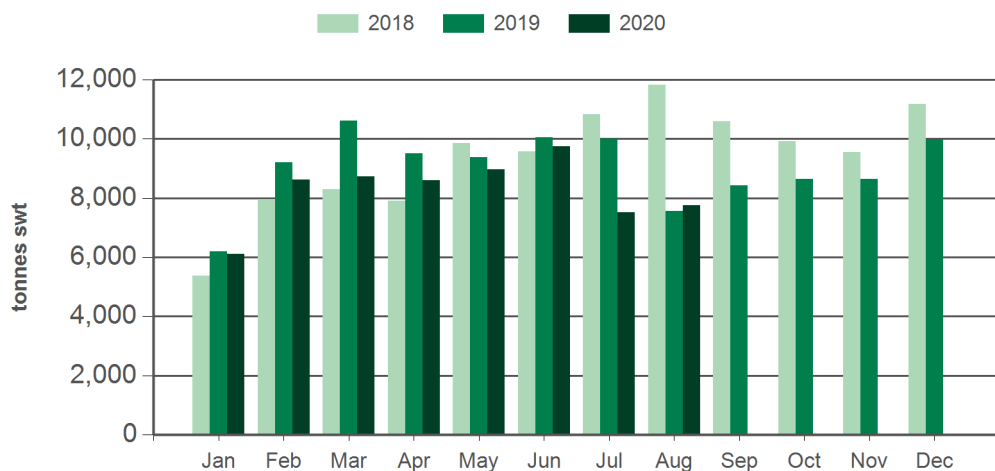
Source: DAWR, Prepared by MLA

#### Year-to-July beef exports to South Korea - value



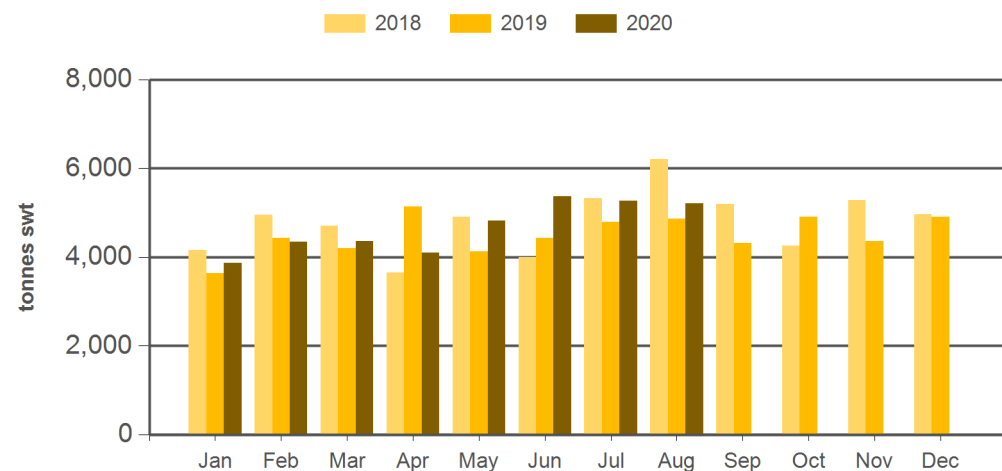
Source: ABS, Prepared by MLA

#### Monthly grassfed beef exports to South Korea



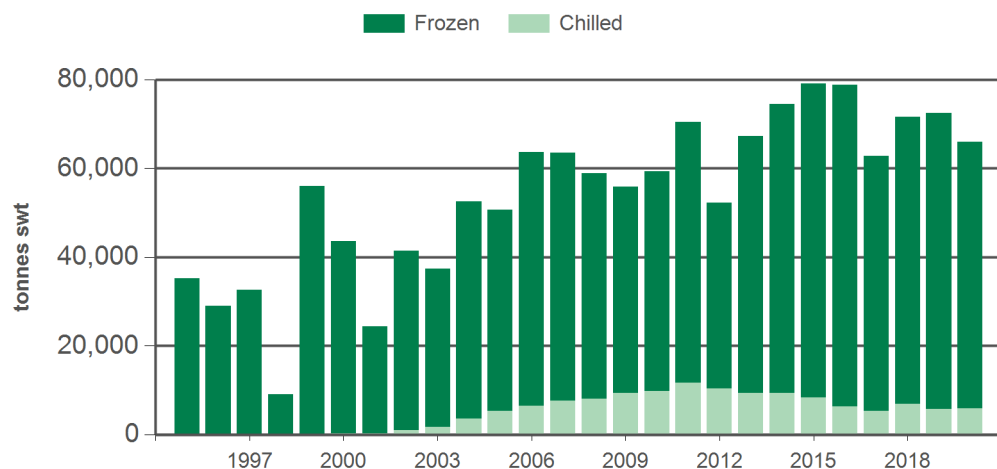
Source: DAWR, Prepared by MLA

#### Monthly grainfed beef exports to South Korea



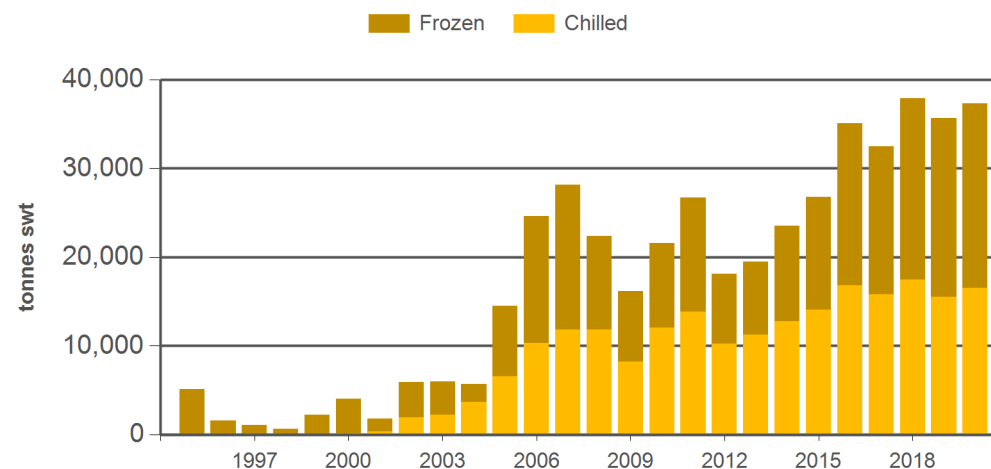
Source: DAWR, Prepared by MLA

#### Year-to-August grassfed beef exports to South Korea



Source: DAWR, Prepared by MLA

#### Year-to-August grainfed beef exports to South Korea



Source: DAWR, Prepared by MLA

#### Historical beef exports - Calendar year totals

Volume (tonnes swt)	2005	2006	2007	2008	2009	2010	2011	2012	2013	2014	2015	2016	2017	2018	2019	2020 YTD	Y-O-Y % chg.
<b>Total</b>	106,444	149,663	148,933	127,207	115,482	124,161	146,347	125,957	144,365	150,918	166,588	179,854	148,552	170,373	162,344	103,379	-4
<b>Grainfed</b>	23,594	41,205	41,526	31,581	27,157	34,151	38,762	31,332	31,020	35,640	44,203	55,756	53,564	57,598	54,144	37,341	5
<b>Grassfed</b>	82,850	108,458	107,407	95,626	88,325	90,009	107,585	94,625	113,345	115,278	122,385	124,098	94,987	112,775	108,199	66,038	-9

Source: DAWR. SWT = Shipped weight. YTD = Calendar year-to-August. Y-O-Y = Year-on-year. For further information email [globalindustryinsights@mla.com.au](mailto:globalindustryinsights@mla.com.au).